

RESULTS  
OF THE  
MAGNETICAL AND METEOROLOGICAL  
OBSERVATIONS

MADE AT  
THE ROYAL OBSERVATORY, GREENWICH,

IN THE YEAR

1895:

UNDER THE DIRECTION OF

W. H. M. CHRISTIE, C.B., M.A., F.R.S.,  
ASTRONOMER ROYAL.

PUBLISHED BY ORDER OF THE BOARD OF ADMIRALTY, IN OBEDIENCE TO HER MAJESTY'S COMMAND.



LONDON:  
PRINTED FOR HER MAJESTY'S STATIONERY OFFICE,  
By DARLING & SON, LTD., 1-3, GREAT ST. THOMAS APOSTLE, E.C.

1897.



# I N D E X .

|  | PAGE           |
|--|----------------|
| <b>INTRODUCTION.</b>   |                |
| PERSONAL ESTABLISHMENT AND ARRANGEMENTS . . . . .  | iii            |
| GENERAL DESCRIPTION OF THE BUILDINGS AND INSTRUMENTS . . . . .   | iii            |
| <i>The Magnetical and Meteorological Observatory</i> . . . . .   | iii            |
| <i>Positions of the Instruments</i> . . . . .  | iii to vi      |
| <i>Experiments to determine the effect of masses of iron on the Declination Magnet</i> . . . . .                                   | vi             |
| <i>Erection of the new Physical Observatory on the South Ground, and of the New Altazimuth</i> . . . . .                           | vii            |
| SUBJECTS OF OBSERVATION . . . . .  | viii           |
| <b>MAGNETIC INSTRUMENTS.</b>   |                |
| UPPER DECLINATION MAGNET . . . . .   | viii           |
| <i>Its Suspension: Stand: Double Box: Collimator: and Theodolite</i> . . . . .   | viii and ix    |
| <i>Its Collimation Error: Torsion Effect of its Suspending Skein</i> . . . . .   | x and xi       |
| <i>Determination of the reading of the Azimuthal Circle of the Theodolite corresponding to the Astronomical Meridian</i> . . . . . | xi             |
| <i>Method of Making and Reducing Observations for Magnetic Declination</i> . . . . .   | xi and xii     |
| LOWER DECLINATION MAGNET . . . . .   | xii            |
| <i>General principle of Photographic Registration</i> . . . . .  | xiii           |
| <i>Arrangements for recording the Movements of the Lower Declination Magnet</i> . . . . .  | xiv and xv     |
| <i>Scale for measurement of Ordinates of the Photographic Curve</i> . . . . .  | xv             |
| HORIZONTAL FORCE MAGNET . . . . .  | xvi            |
| <i>Magnet Carrier: Suspension Skein: Suspension Pulleys</i> . . . . .  | xvi            |
| <i>Plane Mirror, Telescope, and Scale for Eye-observation</i> . . . . .  | xvii           |
| <i>Adjustment of the Magnet</i> . . . . .  | xvii and xviii |
| <i>Determination of the value of the Scale</i> . . . . .   | xix            |
| <i>Eye-observations: Photographic Record</i> . . . . .   | xix and xx     |
| <i>Scale for measurement of Ordinates of the Photographic Curve</i> . . . . .  | xx             |
| <i>Temperature coefficient</i> . . . . .   | xxi            |
| VERTICAL FORCE MAGNET . . . . .  | xxi            |
| <i>Supporting frame, Carrier, and Knife-edge</i> . . . . .   | xxi            |
| <i>Plane Mirror, Telescope, and Scale for Eye-observation</i> . . . . .  | xxi and xxii   |
| <i>Time of Vibration in the Vertical and Horizontal Planes</i> . . . . .   | xxii and xxiii |
| <i>Determination of the value of the Scale</i> . . . . .   | xxiii          |
| <i>Eye-observations: Photographic Record</i> . . . . .   | xxiii and xxiv |
| <i>Scale for measurement of Ordinates of the Photographic Curve</i> . . . . .  | xxiv           |
| <i>Temperature coefficient</i> . . . . .   | xxiv           |

INDEX.

|  | PAGE           |
|--|----------------|
| <b>INTRODUCTION—continued.</b>   |                |
| <b>DIP INSTRUMENT</b> . . . . .  | xxv            |
| <i>Description of the Instrument</i> . . . . .   | xxv            |
| <i>Method of making Observations of Dip</i> . . . . .  | xxvi           |
| <b>DEFLEXION INSTRUMENTS.</b> . . . . .  | xxvii          |
| <i>Description of the Unifilar Instrument, Gibson No. 3</i> . . . . .  | xxvii          |
| <i>Method of reducing the Observations</i> . . . . .   | xxvii to xxix  |
| <i>New Unifilar and Declinometer, Elliott No. 75</i> . . . . .   | xxix           |
| <b>EARTH CURRENT APPARATUS</b> . . . . .   | xxx            |
| <i>Earth Connexions: Wire Circuits</i> . . . . .   | xxx            |
| <i>Arrangements for Photographic Registration</i> . . . . .  | xxxi           |
| <i>Abnormal disturbances in the Earth Current Registers</i> . . . . .  | xxxi           |
| <b>MAGNETIC REDUCTIONS</b> . . . . .   | xxxii          |
| <i>Treatment of the Photographic Curves</i> . . . . .  | xxxii          |
| <i>Temperature of the Horizontal and Vertical Force Magnets</i> . . . . .  | xxxiii         |
| <i>Results in terms of Gauss's Absolute Unit</i> . . . . .   | xxxiv          |
| <i>Harmonic Analysis of the Diurnal Inequalities of Magnetic Declination,</i><br><i>Horizontal Force, and Vertical Force</i> . . . . . | xxxv and xxxvi |
| <i>Magnetic Diurnal Inequalities for quiet days in each month</i> . . . . .  | xxxvii         |
| <i>Magnetic Disturbances and Earth Currents</i> . . . . .  | xxxvii         |
| <i>Scale Values of the different Magnetic Elements, and Comparative Values for</i><br><i>different Absolute Units</i> . . . . .        | xxxviii to xl  |
| <i>Notes referring to the Plates</i> . . . . .   | xl             |
| <b>METEOROLOGICAL INSTRUMENTS.</b>   |                |
| <b>STANDARD BAROMETER</b> . . . . .  | xl             |
| <i>Its Position: Diameter of Tube: Correction for Capillarity</i> . . . . .  | xl             |
| <i>Correction for Index Error: Comparison with Kew Standard</i> . . . . .  | xli            |
| <b>PHOTOGRAPHIC BAROMETER</b> . . . . .  | xli            |
| <i>Arrangements for Photographic Registration</i> . . . . .  | xli and xlii   |
| <i>Determination of the Scale</i> . . . . .  | xlii           |
| <b>DRY AND WET BULB THERMOMETERS</b> . . . . .   | xlii           |
| <i>Revolving Frame, carrying ordinary Dry and Wet Bulb Thermometers</i> . . . . .  | xlii           |
| <i>Standard Thermometer</i> . . . . .  | xliii          |
| <i>Corrections for Index Error</i> . . . . .   | xliii          |
| <i>Thermometers in Stevenson screen, and on roof of Magnet House</i> . . . . .   | xliii and xliv |
| <b>PHOTOGRAPHIC DRY AND WET BULB THERMOMETERS.</b> . . . .   | xliv to xlv    |
| <b>RADIATION THERMOMETERS</b> . . . . .  | xlv            |
| <b>EARTH THERMOMETERS</b> . . . . .  | xlv and xlvi   |

I N D E X.

|   | PAGE                   |
|---|------------------------|
| <b>INTRODUCTION—concluded.</b>  |                        |
| <b>OSLER'S ANEMOMETER</b> . . . . .   | <i>xlvi</i>            |
| <i>Method of registering the Direction and Pressure of the Wind.</i> . . . .                | <i>xlvi and xlviii</i> |
| <i>Its Rain-gauge</i> . . . . .   | <i>xliz</i>            |
| <i>Special arrangement for enlarging the time-scale</i> . . . . .                           | <i>xliz</i>            |
| <b>ROBINSON'S ANEMOMETER</b> . . . . .  | <i>xliz and l</i>      |
| <b>RAIN-GAUGES</b> . . . . .  | <i>l and li</i>        |
| <b>ELECTROMETER</b> . . . . .   | <i>li</i>              |
| <i>Instrument employed: General description</i> . . . . .                                   | <i>li and lii</i>      |
| <i>Method of collecting the Electricity of the Atmosphere.</i> . . . .                      | <i>lii</i>             |
| <i>System of Photographic Registration</i> . . . . .  | <i>lii</i>             |
| <b>SUNSHINE RECORDER</b> . . . . .  | <i>liii</i>            |
| <b>OZONOMETER</b> . . . . .   | <i>liv</i>             |
| <b>METEOROLOGICAL REDUCTIONS</b> . . . . .  | <i>liv</i>             |
| <i>System of Reduction</i> . . . . .  | <i>liv and lv</i>      |
| <i>Deduction of the Temperature of the Dew-Point, and of the degree of Humidity</i> . . . . | <i>lv and lvi</i>      |
| <i>Average Daily Temperature</i> . . . . .  | <i>lvii</i>            |
| <i>Rainfall: Clouds and Weather: Electricity</i> . . . . .                                  | <i>lvii to lx</i>      |
| <i>Monthly Meteorological Averages</i> . . . . .  | <i>lx</i>              |
| <i>Observations of Luminous Meteors</i> . . . . .   | <i>lxi</i>             |

**RESULTS OF MAGNETICAL AND METEOROLOGICAL OBSERVATIONS IN  
TABULAR ARRANGEMENT:—**

|   |       |
|---|-------|
| <b>RESULTS OF MAGNETICAL OBSERVATIONS</b> . . . . .   | (i)   |
| <b>TABLE I.</b> —Mean Magnetic Declination West for each Civil Day . . . . .  | (ii)  |
| <b>TABLE II.</b> —Monthly Mean Diurnal Inequality of Magnetic Declination West . . . . .  | (ii)  |
| <b>TABLE III.</b> —Mean Horizontal Magnetic Force (diminished by a Constant) for each Civil Day . . . . .                         | (iii) |
| <b>TABLE IV.</b> —Mean Temperature for each Civil Day within the box inclosing the Horizontal Force Magnet . . . . .              | (iv)  |
| <b>TABLE V.</b> —Monthly Mean Diurnal Inequality of Horizontal Magnetic Force . . . . .   | (v)   |
| <b>TABLE VI.</b> —Monthly Mean Temperature at each Hour of the Day within the box inclosing the Horizontal Force Magnet . . . . . | (v)   |

I N D E X.

|  | PAGE    |
|--|---------|
| RESULTS OF MAGNETICAL AND METEOROLOGICAL OBSERVATIONS— <i>continued.</i>   |         |
| TABLE VII.—Mean Vertical Magnetic Force (diminished by a Constant) for each Civil Day . . . . .  | (vi)    |
| TABLE VIII.—Mean Temperature for each Civil Day within the box inclosing the Vertical Force Magnet . . . . .   | (vii)   |
| TABLE IX.—Monthly Mean Diurnal Inequality of Vertical Magnetic Force . . . . .   | (viii)  |
| TABLE X.—Monthly Mean Temperature at each Hour of the Day within the box inclosing the Vertical Force Magnet . . . . .   | (viii)  |
| TABLE XI.—Mean Magnetic Declination, Horizontal Force, and Vertical Force, in each Month . . . . .   | (ix)    |
| TABLE XII.—Mean Diurnal Inequalities of Magnetic Declination, Horizontal Force, and Vertical Force, for the year . . . . .   | (x)     |
| TABLE XIII.—Diurnal Range of Declination and Horizontal Force on each Civil day, as deduced from the Twenty-four Hourly Measures of Ordinates of the Photographic Register . . . . .   | (xi)    |
| TABLE XIV.—Monthly Mean Diurnal Range, and Sums of Hourly Deviations from Mean, for Declination, Horizontal Force, and Vertical Force, as deduced from the Monthly Mean Diurnal Inequalities . . . . .   | (xi)    |
| TABLE XV.—Values of the Coefficients in the Periodical Expression—<br>$V_t = m + a_1 \cos t + b_1 \sin t + a_2 \cos 2t + b_2 \sin 2t + \&c.$ for the Magnetic Diurnal Inequalities . . . . .   | (xii)   |
| TABLE XVI.—Values of the Coefficients and Constant Angles in the Periodical Expressions—<br>$V_t = m + c_1 \sin (t + \alpha) + c_2 \sin (2t + \beta) + \&c.$ $V_{t'} = m + c_1 \sin (t' + \alpha') + c_2 \sin (2t' + \beta') + \&c.$ for the Magnetic Diurnal Inequalities . . . . . | (xiii)  |
| TABLE XVII.—Separate Results of Observations of Magnetic Dip . . . . .   | (xiv)   |
| TABLE XVIII.—Monthly and Yearly Means of Magnetic Dip, and General Mean . . . . .  | (xv)    |
| TABLE XIX.—Determinations of the Absolute value of Horizontal Magnetic Force. . . . .  | (xvi)   |
| MAGNETIC DIURNAL INEQUALITIES FOR THE MEAN OF FIVE SELECTED QUIET DAYS IN EACH MONTH . . . . .   | (xviii) |
| TABLE XX.—Monthly Mean Diurnal Inequality of Magnetic Declination West . . . . .   | (xviii) |
| TABLE XXI.—Monthly Mean Diurnal Inequality of Horizontal Magnetic Force . . . . .  | (xix)   |
| TABLE XXII.—Monthly Mean Diurnal Inequality of Vertical Magnetic Force . . . . .   | (xx)    |

I N D E X .

|   | PAGE       |
|---|------------|
| <b>RESULTS OF MAGNETICAL AND METEOROLOGICAL OBSERVATIONS—<i>continued.</i></b>  |            |
| MAGNETIC DISTURBANCES AND EARTH CURRENTS . . . . .  | (xxi)      |
| Brief description of Magnetic Movements (superposed on the ordinary diurnal movement) exceeding 3' in Declination, 0·001 in Horizontal Force, or 0·0003 in Vertical Force, taken from the Photographic Register . . . . . | (xxii)     |
| Explanation of the Plates of Magnetic Disturbances . . . . .  | (xxxviii)  |
| PLATES I. to VI., photo-lithographed from tracings of the Photographic Registers of Magnetic Disturbances.  |            |
| PLATE VII., photo-lithographed from tracings of the Photographic Registers of Magnetic Movements, as types of the Diurnal Variations, at four seasons of the year.  |            |
| RESULTS OF METEOROLOGICAL OBSERVATIONS . . . . .  | (xxxix)    |
| Daily Results of the Meteorological Observations . . . . .  | (xl)       |
| Highest and Lowest Readings of the Barometer . . . . .  | (lxiv)     |
| Absolute Maxima and Minima Readings of the Barometer for each Month . . . . .   | (lxvi)     |
| Monthly Results of Meteorological Elements . . . . .  | (lxvii)    |
| Monthly Mean Reading of the Barometer at every Hour of the Day . . . . .  | (lxviii)   |
| Monthly Mean Temperature of the Air at every Hour of the Day . . . . .  | (lxviii)   |
| Monthly Mean Temperature of Evaporation at every Hour of the Day . . . . .  | (lxix)     |
| Monthly Mean Temperature of the Dew-Point at every Hour of the Day . . . . .  | (lxix)     |
| Monthly Mean Degree of Humidity at every Hour of the Day . . . . .  | (lxx)      |
| Total Amount of Sunshine registered in each Hour of the Day in each month . . . . .   | (lxx)      |
| Readings of Dry Bulb Thermometers placed in a Stevenson screen near the ordinary stand, and of those mounted in a louvre-boarded shed on the roof of the Magnet House . . . . .   | (lxxi)     |
| Readings of the Wet-Bulb Thermometer placed in a Stevenson screen . . . . .   | (lxxxiii)  |
| Earth Thermometers :—   |            |
| (I.) Reading of a Thermometer whose bulb is sunk to the depth of 25·6 feet (24 French feet) below the surface of the soil, at Noon on every Day . . . . .   | (lxxxvi)   |
| (II.) Reading of a Thermometer whose bulb is sunk to the depth of 12·8 feet (12 French feet) below the surface of the soil, at Noon on every Day . . . . .  | (lxxxvi)   |
| (III.) Reading of a Thermometer whose bulb is sunk to the depth of 6·4 feet (6 French feet) below the surface of the soil, at Noon on every Day . . . . .   | (lxxxvii)  |
| (IV.) Reading of a Thermometer whose bulb is sunk to the depth of 3·2 feet (3 French feet) below the surface of the soil, at Noon on every Day . . . . .  | (lxxxviii) |
| (V.) Reading of a Thermometer whose bulb is sunk to the depth of 1 inch below the surface of the soil, at Noon on every Day . . . . .   | (lxxxix)   |
| (VI.) Reading of a Thermometer within the case covering the Deep-sunk Thermometers, whose bulb is placed on a level with their scales, at Noon on every Day . . . . .   | (xc)       |



I N D E X.

|   | PAGE.  |
|---|--------|
| <b>RESULTS OF MAGNETICAL AND METEOROLOGICAL OBSERVATIONS—concluded.</b>   |        |
| Abstract of the changes of the Direction of the Wind, as derived from the Records of Osler's Anemometer . . . . .   | (xci)  |
| Mean Hourly Measures of the Horizontal Movement of the Air in each Month, and Greatest and Least Hourly Measures as derived from the Records of Robinson's Anemometer . . . . . | (xcix) |
| Mean Electrical Potential of the Atmosphere, from Thomson's Electrometer, for each Civil Day . . . . .  | (c)    |
| Monthly Mean Electrical Potential of the Atmosphere, from Thomson's Electrometer, at every Hour of the Day . . . . .  | (ci)   |
| Monthly Mean Electrical Potential of the Atmosphere, from Thomson's Electrometer, on Rainy Days, at every Hour of the Day . . . . .   | (cii)  |
| Monthly Mean Electrical Potential of the Atmosphere, from Thomson's Electrometer, on Non-Rainy Days, at every Hour of the Day . . . . .   | (ciii) |
| Amount of Rain collected in each Month by the different Rain Gauges . . . . .   | ci     |
| <b>OBSERVATIONS OF LUMINOUS METEORS . . . . .</b>   |        |



ROYAL OBSERVATORY, GREENWICH.

---


RESULTS

OF

MAGNETICAL AND METEOROLOGICAL  
OBSERVATIONS.

---

1895.



# GREENWICH MAGNETICAL AND METEOROLOGICAL OBSERVATIONS, 1895.

---

## INTRODUCTION.

### § 1. *Personal Establishment and Arrangements.*

During the year 1895 the personal establishment in the Magnetical and Meteorological Department of the Royal Observatory consisted of William Carpenter Nash, Superintendent, aided by five Computers. The Computers employed at different times during the year were, Thomas F. Claxton, David J. R. Edney, Henry James MacManus, Albert Walter, Percival D. Beadle, Thomas Percy Marchant, and Cedric A. F. Davies.

Mr. Nash controls and superintends the whole of the work of the Department. The routine magnetical and meteorological observations are in general made by the Computers.

### § 2. *General Description of the Buildings and Instruments of the Magnetical and Meteorological Observatory.*

The Magnetical and Meteorological Observatory was erected in the year 1838. Its northern face is distant about 170 feet south-south-east from the nearest point of the South-East Dome, and about 35 feet south from the carpenters' workshop. On its east stands the New Library (erected at the end of the year 1881), in the construction of which non-magnetic bricks were used, and every care was taken to exclude iron. The Magnetical and Meteorological Observatory is based on concrete and built of wood, united for the most part by pegs of bamboo; no iron was intentionally admitted in its construction, or in subsequent alterations. Its form is that of a cross, the arms of the cross being nearly in the direction of the cardinal magnetic points as they were in 1838. The northern arm is longer than the others, and is separated from them by a partition, and used as a computing room; the stove which warms this room, and its flue, are of copper. The remaining portion, consisting of the eastern, southern, and western arms, is known as the Upper Magnet Room. The upper declination magnet and its theodolite, for determination of absolute declination, are placed in the southern arm, an opening in the roof allowing circumpolar stars to be observed by the theodolite for determination of its reading for the astronomical

meridian. Both the magnet and its theodolite are supported on piers built from the ground. In the eastern arm is placed the Thomson electrometer for photographic record of the variations of atmospheric electricity, its water cistern rests on four glass insulators supported by a platform fixed to the western side of the southern arm, near the ceiling. The Standard barometer is suspended near the junction of the southern and western arms. The sidereal clock, Grimalde and Johnson, is fixed at the junction of the eastern and southern arms, and there is in addition a mean solar chronometer, McCabe No. 649, for general use. A mean solar clock (Molyneux), transferred from the Astronomical Department, was set up in the northern arm during the year 1883.

Until the year 1863 the horizontal and vertical force magnets were also located in the Upper Magnet Room, the upper declination magnet being up to that time employed for photographic record of the variations of declination, as well as for absolute measure of the element. But experience having shown that the horizontal and vertical force magnets were exposed in the upper room to large variations of temperature, a room known as the Magnet Basement (in which the variations of temperature are very much smaller) was excavated in the year 1864 below the Upper Magnet Room, and the horizontal and vertical force magnets, as well as a new declination magnet for photographic record of declination, were mounted therein. The Magnet Basement is of the same dimensions as the Upper Magnet Room. The lower declination magnet and the horizontal force and vertical force magnets, as now located in the Basement, are used entirely for record of the variations of the respective magnetic elements. The declination magnet is suspended in the southern arm, immediately under the upper declination magnet, to avoid mutual interference; the horizontal and vertical force magnets are placed in the eastern and western arms respectively, in positions nearly underneath those which they occupied when in the Upper Magnet Room. All are mounted on or suspended from supports carried by piers built from the ground. A photographic barometer is fixed to the northern wall of the Basement, and an apparatus for photographic registration of earth currents is placed near the southern wall of the eastern arm. A mean solar clock of peculiar construction for interruption of the photographic traces at each hour is fixed to the pier which supports the upper declination theodolite. Another mean solar clock is attached to the western wall of the southern arm. For better ascertaining the variations of temperature of the Basement a Richard metallic thermograph was added in February, 1886. It is placed on the pier carrying the horizontal force magnet, and gives a continuous register of temperature on a scale of  $5^{\circ}$  to 1 inch, the scale for time being 24 hours to  $5\frac{1}{3}$  inches. On the northern wall, near the photographic barometer, is fixed the Sidereal Standard clock of the Astronomical Observatory, Dent 1906, communicating with the chronograph and with clocks of the Astronomical Department

by means of underground wires. This clock is placed in the Magnet Basement, because of its nearly uniform temperature.

The Basement is warmed when necessary by a gas stove (of copper), and ventilated by means of a large copper tube nearly two feet in diameter, which receives the flues from the stove and all gas-lights and passes through the Upper Magnet Room to a revolving cowl above the roof. In January 1889 two additional gas stoves were provided with the object of maintaining a higher temperature during the winter and so rendering the Basement temperature more uniform throughout the year. One of these stoves is placed in the northern corner of the eastern arm, and the other in the middle of the western wall of the western arm. In December 1894 the eastern stove was removed to Magnetic Office, No. 5. Each of the arms of the Basement has a well window facing the south, but these wells are usually closely stopped up with bags packed with straw or jute. In January 1886 a line of 9-inch pipes was laid underground from the Basement southward to a distance of about 155 feet, at which point there is an inlet from the atmosphere, for the purpose of ventilating the Basement by air which has acquired the temperature of the soil at a depth of several feet below the surface, and of thus obtaining greater uniformity of temperature. The depth of the line of pipes below the surface varies from 5 feet at the inlet in the south ground to 11 feet 6 inches at the entrance to the Basement.

A platform erected above the roof of the Magnet House is used for the observation of meteors. The sunshine instrument and a rain gauge are placed on a table on this platform, and there are also thermometers (placed in a louvre-boarded shed or screen, with free circulation of air) for observation of the temperature of the air in an exposed situation at a height of 20 feet above the ground.

An apparatus for naphthalizing the gas used for the photographic registration is mounted in a small detached zinc-built room adjacent to the computing room on its western side.

The Dip instrument and Deflexion apparatus are placed in the New Library. Each instrument rests on a heavy slate slab supported by strong wooden framework rising from brick work built into the ground.

To the south of the Magnet House, in what is known as the Magnet Ground, is an open shed, consisting principally of a roof supported on four posts, under which is placed the photographic dry-bulb and wet-bulb thermometer apparatus. On the roof of this shed there is fixed an ozone box and a rain gauge, and close to its north-western corner are placed the earth thermometers, the upper portions of which, projecting above the ground, are protected by a small wooden hut. About 13 feet to the north of the photographic thermometers is situated the revolving stand carrying the thermometers

used for ordinary eye observations, and adjacent to the thermometer stand are three rain gauges and a Stevenson screen containing dry bulb, wet bulb, and maximum and minimum thermometers. South-east of the Magnet House are placed the thermometers for solar and terrestrial radiation ; they are laid on short grass, and freely exposed to the sky.

Until 1894 November 5 the Magnet Ground was bounded on its south side by a range of seven rooms, known as the Magnetic Offices. On the above-mentioned date the Offices were shifted to the western side of the Magnet Ground, the original site being required for the North Wing of the new Physical Observatory.

Two Anemometers, Osler's, giving continuous record of direction and pressure of wind, and amount of rain, and Robinson's, giving continuous record of velocity, are fixed, the former above the north-western turret of the Octagon Room (the ancient part of the Observatory), the latter above the small building on the roof of the Octagon Room.

On 1883 March 3 the iron tube of the Lassell reflecting telescope was brought into the South Ground, and on March 9 the iron supports of the same. On 1883 December 31 the iron work of the dome was brought into the same ground, and on 1884 June 26 the iron gutter of the dome, in 16 pieces, weighing together about 2 tons 6 cwt. A careful examination of the magnetic registers on each of these occasions shows that no disturbance of the declination, horizontal force, or vertical force magnets was caused by the location of these masses of iron in the South Ground, at a distance of more than 100 feet from the magnets.

In order to determine the effect of a mass of iron on the magnets, experiments were made on 1884 July 2, with 4, 8, 12, and 16 pieces of the gutter respectively, placed at a distance of 25 feet from the declination magnet in a direction south-east (magnetic) from it, so that the maximum effect would be produced. The following are the results for the deflexions of the Upper Declination magnet :—

|  | Mean Deflexion. |
|--|-----------------|
|  | ' "             |
| With 4 pieces of the iron gutter - - - | - 1 4           |
| „ 8 pieces „ - - -                     | - 2 2           |
| „ 12 pieces „ - - -                    | - 3 12          |
| „ 16 pieces „ - - -                    | - 3 40          |

Each piece weighs nearly 3 cwt.

As the effect of a mass of iron on a magnet varies as the sine of twice its magnetic azimuth divided by the cube of its distance from the magnet, these experiments show that the deflexion caused by the whole of the iron in the Lassell instrument and dome (which is at a distance of 100 feet and very nearly in the magnetic meridian of the declination magnet) would be quite insensible.

In the year 1891 the Central Octagon of the new Physical Observatory was erected in the South Ground, and in the year 1893 the South Wing was added to the building, considerable masses of iron being introduced, viz., 10 tons in the case of the Central Octagon, the centre of which is about 115 feet from the declination magnet on a bearing  $12^\circ$  East of South (magnetic), and 16 tons in the South Wing at a mean distance of about 145 feet on a bearing  $5^\circ$  East of South (magnetic) from the declination magnet. The principal masses of iron were brought into the South Ground as follows:—on 1891 March 24 and 25, 7 and 3 tons respectively, and on 1893 February 11 and 14,  $3\frac{3}{4}$  and  $5\frac{1}{2}$  tons respectively. In no case could any disturbance of the magnetic registers be detected. On 1894 November 8 work for the erection of the North Wing was commenced, and the erection of the new Altazimuth building on the north side of the Magnetical Observatory was also commenced about the same time. Both buildings were in progress during the year 1895: further considerable masses of iron being introduced, viz., 12 tons on January 16,  $2\frac{1}{2}$  tons on April 2,  $1\frac{1}{3}$  tons on December 16, for the new Physical Observatory, and 4 tons on March 29, 5 tons on May 2, 2 tons on June 7,  $1\frac{1}{3}$  tons on June 21, for the new Altazimuth building. The principal masses of iron were placed in position in the North Wing of the Physical Observatory in July, and this seems to have produced the increase of declination shown in Table I. from August onwards, the permanent effect being an increase of about  $4'$ . The delivery and occasional storage of materials near the north end of the Library rendered the observations of dip from May to August 1895 rough and uncertain. The permanent effect from September to December 1895 seems to be a diminution of the dip amounting to about  $3'$  (*see* Table XVIII).

Regular observation of the principal magnetical and meteorological elements was commenced in the autumn of the year 1840, and has been continued, with some additions to the subjects of observation, to the present time. Until the end of the year 1847 observations were in general made every two hours, but at the beginning of the year 1848 these were superseded by the introduction of the method of photographic registration, by which means a continuous record of the various elements is obtained.

For information on many particulars concerning the history of the Magnetical and Meteorological Observatory, especially in regard to alterations not recited in this volume, which have been made from time to time, the reader is referred to the



Introduction to the Magnetical and Meteorological Observations for the year 1880 and previous years, and to the Descriptions of the Buildings and Grounds, with accompanying Plans, given in the Volumes of Astronomical Observations for the years 1845 and 1862.

§ 3. *Subjects of Observation in the year 1895.*

The observations comprise determinations of absolute magnetic declination, horizontal force, and dip; continuous photographic record of the variations of declination, horizontal force, and vertical force, and of the earth currents indicated in two distinct lines of wire; eye observations of the ordinary meteorological instruments, including the barometer, dry and wet bulb thermometers, and radiation and earth thermometers, and of thermometers placed on the roof of the Magnet House; continuous photographic record of the variations of the barometer, dry and wet bulb thermometers, and electrometer (for atmospheric electricity); continuous automatic record of the direction, pressure, and velocity of the wind, and of the amount of rain; registration of the duration of sunshine, and amount of ozone; observations of some of the principal meteor showers; general record of ordinary atmospheric changes of weather, including numerical estimation of the amount of cloud, and occasional phenomena.

From the beginning of the year 1885, Greenwich civil time, reckoning from midnight to midnight and counting from 0 to 24 hours, has been employed throughout the magnetical and meteorological sections. In previous years the time used throughout the magnetic section was Greenwich astronomical time, reckoning from noon to noon; and generally, in the meteorological section, Greenwich civil time, reckoning from midnight to midnight.

§ 4. *Magnetic Instruments.*

UPPER DECLINATION MAGNET AND ITS THEODOLITE.—The upper declination magnet, employed solely for the determination of absolute declination, is by Meyerstein of Göttingen: it is a bar of hard steel, 2 feet long,  $1\frac{1}{2}$  inch broad, and about  $\frac{1}{4}$  inch thick, attached by a pinching screw to the magnet carrier, also by Meyerstein, but since altered by Troughton and Simms. To a stalk extending upwards from the magnet carrier is attached the torsion circle, which consists of two circular brass discs, one turning independently of the other on their common vertical axis, the lower and graduated portion being firmly fixed to the stalk of the magnet carrier; to the upper portion carrying the vernier is attached, by a hook, the suspension skein. This is of silk, and consists of several fibres united by juxtaposition, without apparent twist; its length is about 6 feet.

The magnet, with its suspending skein, &c., is carried by a braced wooden tripod stand, whose feet, passing through holes cut in the floor, rest on slates covering brick piers, built from the ground and rising through the Magnet Basement nearly to its ceiling. The upper end of the suspension skein is attached to a short square wooden

rod, sliding in the corresponding square hole of a fixed wooden bracket. To the upper end of the rod is fixed a leather strap, which passing over two brass pulleys carried by the upper portion of the tripod stand, is attached to a cord which passes down to a small windlass fixed to the stand. Thus in raising or lowering the magnet, an operation necessary in determinations of its collimation error, no alteration is made in the length of the suspension skein. The magnet is inclosed in a double rectangular wooden box (one box within another), both boxes being covered externally and internally with gilt paper, and having holes at their south and north ends, for illumination of the magnet-collimator and for viewing the collimator with the theodolite telescope respectively. The holes in the outer box are covered with glass. The magnet-collimator is formed by a diagonally placed cobweb-cross, and a lens of 13 inches focal length and nearly 2 inches aperture, carried by two sliding frames fixed by pinching screws to the south and north arms of the magnet respectively. The cobweb-cross is in the principal focus of the lens, and its image in the theodolite telescope is well seen. From the lower side of the magnet carrier a rod extends downwards, terminating below the magnet box in a horizontal brass bar immersed in water, for the purpose of checking small vibrations of the magnet.

The theodolite, by which the position of the upper declination magnet is observed, is by Troughton and Simms. It is planted about 7 feet north of the magnet. The radius of its horizontal circle is 8.3 inches, and the circle is divided to 5', and read, by three verniers, to 5". The theodolite has three foot-screws, which rest in brass channels let into the stone pier placed upon the brick pier which rises from the ground through the Magnet Basement. The length of the telescope is 21 inches, and the aperture of its object glass 2 inches: it is carried by a horizontal transit axis 10½ inches long, supported on Y's carried by the central vertical axis of the theodolite. The eyepiece has one fixed horizontal wire and one vertical wire moved by a micrometer-screw, the field of view in the observation of stars being illuminated through the pivot of the transit-axis on that side of the telescope which carries the micrometer-head. Early in 1893 the theodolite was thoroughly repaired by Messrs. Troughton and Simms, and a new striding level was applied. The value of one division of this level is 1".5. The opening in the roof of the Magnet House permits of observation of circumpolar stars as high as  $\delta$  Ursæ Minoris above the pole and as low as  $\beta$  Cephei below the pole. A fixed mark, consisting of a small hole in a plate of metal, placed on one of the buildings of the Astronomical Observatory, at a distance of about 270 feet from the theodolite, affords an additional check on its continued steadiness.

The inequality of the pivots of the axis of the theodolite telescope was re-determined on 1893, February 7 and March 28, after the above-mentioned repairs, and it was

found that the correction required is  $-4^{\text{div}}\cdot 5$  equivalent to  $-6''\cdot 75$ , with illuminated pivot west, the position for observation of a circumpolar star.

The value in arc of one revolution of the telescope-micrometer is  $1'. 34''\cdot 2$ .

The reading for the line of collimation of the theodolite telescope was found by ten double observations on 1894 December 7 to be  $100^{\text{r}}\cdot 237$ ; on 1895 May 23,  $100^{\text{r}}\cdot 224$ ; on 1895 August 22,  $100^{\text{r}}\cdot 230$ ; on 1895, October 31,  $100^{\text{r}}\cdot 244$ ; and on 1895 December 12,  $100^{\text{r}}\cdot 206$ . The value used throughout the year 1895 was  $100^{\text{r}}\cdot 200$ .

The effect of the plane glass in front of the outer box of the declination-magnet at that end of the box towards the theodolite was determined by ten double observations made on 1893 December 6, which showed that in the ordinary position of the glass the theodolite readings were diminished by  $19''\cdot 9$ . Two other sets of observations, made on 1894 December 10, and 1895 December 12, gave  $20''\cdot 7$  and  $20''\cdot 1$  respectively. The mean of these,  $20''\cdot 2$  has been added to all readings throughout the year 1895.

The error of collimation of the magnet collimator is found by observing the position of the magnet, first with its collimator in the usual position (above the magnet), then with the collimator reversed (or with the magnet placed in its carrier with the collimator below), repeating the observations several times. The value used during the year 1895 was  $26'. 3''\cdot 8$ , being the mean of determinations made on 1891 November 26, 1892 November 29, 1893 December 7, 1894 December 10, and 1895 December 12, giving respectively  $25'. 55''\cdot 1$ ,  $26'. 7''\cdot 1$ ,  $26'. 6''\cdot 5$ ,  $26'. 1''\cdot 8$ , and  $26'. 8''\cdot 5$ . With the collimator in its usual position, above the magnet, the quantity  $26'. 3''\cdot 8$  has been subtracted from all readings.

The effect of torsion of the suspending skein is eliminated by turning the lower portion of the torsion-circle until the torsion bar (an oak bar of the same size as the magnet, and weighted with lead weights to be also of equal weight), inserted in place of the magnet, rests in the plane of the magnetic meridian. The bar is thus inserted usually about once a month, and whenever the adjustment is found not to have been sufficiently close, the observed positions of the magnet are corrected for displacement of the magnet from the meridian by the torsion of the skein. Such correction is determined experimentally, with the magnet in position, by changing the reading of the torsion-circle by a definite amount, usually  $90^\circ$ , thus giving the skein that amount of azimuthal twist, and

observing, with the theodolite, the change in the position of the magnet thereby produced, from which is derived the ratio of the couple due to torsion of the skein to the couple due to the earth's horizontal magnetic force. This ratio was found to be,  $\frac{1}{1\frac{1}{2}0}$  on 1894 August 28,  $\frac{1}{1\frac{1}{3}2}$  on 1894 December 10, and  $\frac{1}{1\frac{1}{3}3}$  on 1895 December 13. During the year 1895 the plane in which the suspension skein was free from torsion so nearly coincided with the magnetic meridian, that no correction of the absolute measures of magnetic declination for deviation of the plane of no torsion was required.

The time of vibration of the upper declination magnet under the influence of terrestrial magnetism was found on 1894 December 7 to be  $30^s.99$ , and on 1895 December 12,  $30^s.80$ .

The reading of the azimuthal circle of the theodolite corresponding to the astronomical meridian is determined about twice in each month by observation of the stars Polaris or  $\delta$  Ursæ Minoris. The fixed mark is usually observed weekly. The concluded mean reading of the circle for the south astronomical meridian (deduced entirely from the observations of the polar stars), used from January 1 to June 7, was  $27^\circ. 0'. 24''.1$ , and from June 8 to December 31,  $27^\circ. 2'. 47''.6$ .

In regard to the manner of making observations with the upper declination magnet:—The observer on looking into the theodolite telescope sees the image of the diagonal cross of the magnet collimator vibrating alternately right and left. The time of vibration of the magnet being about 30 seconds, he first applies his eye to the telescope about one minute, or two vibrations, before the pre-arranged time of observation, and, with the vertical wire carried by the telescope-micrometer, bisects the magnet-cross at its next extreme limit of vibration, reading the micrometer. He similarly observes the next following extreme vibration, in the opposite direction, and so on, taking in all four readings. The mean of each pair of adjacent readings of the micrometer is taken, giving three means, and the mean of these three is adopted. In practice this is done by adding the first and fourth readings to twice the second and third, and dividing the sum by 6. Should the magnet be nearly free from vibration, two bisections only of the cross are made, one at the vibration next before the pre-arranged time, the other at the vibration following. The verniers of the theodolite-circle are then read. The excess of the adopted micrometer-reading above the reading for the line of collimation of the telescope being converted into arc and applied to the mean circle-reading, and also the corrections for collimation of the magnet and for collimation of the plane glass in front of its box, the concluded circle-reading corresponding to the position of the magnet is found. The difference

between this reading and the adopted reading of the circle for the south astronomical meridian gives, when, as is usually the case, no correction for torsion of the skein is necessary, the observed value of absolute declination, afterwards used for determining the value of the photographed base line on the photographic register of the lower declination magnet. The times of observation of the upper declination magnet are usually 9<sup>h</sup>. 10<sup>m</sup>, 13<sup>h</sup>. 10<sup>m</sup>, 15<sup>h</sup>. 10<sup>m</sup>, and 21<sup>h</sup>. 10<sup>m</sup> of Greenwich civil time, reckoning from midnight.

The accuracy of the measure of absolute declination by the upper declination-magnet depends on the condition that this magnet should be vertically over the lower magnet. But the arrangements are such that with the gradual decrease of declination, the upper magnet has to be shifted more and more to the west in order that it may be viewed by its theodolite, the position of which on its pier cannot be altered. In order to determine whether the consequent change in the relative position of the two magnets has in late years increased to such an extent that any measurable mutual influence would exist, the upper magnet has on two different occasions (once in the year 1887 and once in the year 1889) been temporarily removed to the ante-room, where its influence would be quite insensible. On both occasions the photographic register of the lower magnet showed no perceptible change of position. Conversely, the removal of the lower magnet would not influence the position of the upper one, which is used for absolute measure.

**LOWER DECLINATION MAGNET.**—The lower declination magnet is used simply for the purpose of obtaining photographic register of the variations of magnetic declination. It is by Troughton and Simms, and is of the same dimensions as the upper declination magnet, being 2 feet long, 1½ inch broad, and ¼ inch thick. The magnet is suspended, in the Magnet Basement, immediately below the upper declination magnet, in order that the absolute measure of declination by the upper magnet should not be affected by the proximity of the lower magnet.

The manner of suspension of the magnet is in general similar to that of the upper declination magnet, the suspension pulleys being carried by a small pier built on one of the crossed slates resting on the brick piers rising from the ground. The length of free suspending skein is about 6 feet, but, unlike the arrangement adopted for the upper magnet, the skein is itself carried over the suspension pulleys. The position of the azimuthal plane in which the torsion bar rests, when substituted for the magnet, is examined from time to time, and adjustment made as necessary, to keep this plane in or near the magnetic meridian, such exact adjustment as is required for the upper declination-magnet not being necessary in this case.

To destroy the small accidental vibrations to which the magnet would be otherwise liable, it is encircled by a damper consisting of a copper bar, about 1 inch square, which is bent into a long oval form, the plane of the oval being vertical; a lateral bend is made in the upper bar of the oval to avoid interference with the suspension piece of the magnet. The effect of the damper is to reduce the amplitude of the oscillation after every complete or double vibration of the magnet in the proportion of 5 : 2 nearly.

In regard to photographic arrangements, it may be convenient, before proceeding to speak of the details peculiar to each instrument, to remark that the general principle adopted for obtaining continuous photographic record is the same for all instruments. For the register of each indication a cylinder of ebonite is provided, the axis of the cylinder being placed parallel to the direction of the change of indication to be registered. If, as is usually the case, there are two indications whose movements are in the same direction, both may be registered on the same cylinder: thus the movements in the case of magnetic declination and horizontal magnetic force, being both horizontal, can be registered on different parts of one cylinder with axis horizontal: so also can two different galvanic earth currents. The movements in the case of vertical magnetic force, and of the barometer, being both vertical, can similarly be registered on different parts of one cylinder having its axis vertical, as also can the indications of the dry-bulb and wet-bulb thermometers. In the electrometer the movement being horizontal, a horizontal cylinder is provided.

The cylinder is in each case driven by chronometer or accurate clock-work to ensure uniform motion. The pivots of the horizontal cylinders turn on anti-friction wheels: the vertical cylinders rest each on a circular plate turning on anti-friction wheels, the driving mechanism being placed below. A sheet of sensitized paper being wrapped round the cylinder, and held by a slender brass clip, the cylinder thus prepared is placed in position, and connected with the clock-movement: it is then ready to receive the photographic record, the optical arrangements for producing which will be found explained in the special description of each particular instrument. The sheets are removed from the cylinders and fresh sheets supplied every day, usually at noon. On each sheet, a reference line is also photographed, the arrangements for which will be more particularly described in each special case. All parts of the apparatus and all parts of the paths of light are protected, as found necessary, by wood or zinc casings or tubes, blackened on the inside, in order to prevent stray light from reaching the photographic paper.

In June 1882 the photographic process employed for so many years was discarded, and a dry paper process introduced, the argentic-gelatino-bromide paper, as prepared by Messrs. Morgan and Kidd of Richmond (Surrey), being used with ferrous oxalate development. The greater sensitiveness of this paper permits diminution of the effective surface of the magnet mirrors, and allows also the use of smaller gas flames. In the case of the vertical force magnet the old and comparatively heavy mirror has been replaced by a small and light mirror with manifest advantage, as will be seen in the description of the vertical force magnet. The new paper acts equally well at all seasons of the year, and any loss of register on account of photographic failure is now extremely rare.

Referring now specially to the lower declination magnet, there is attached to the magnet carrier, for the purpose of obtaining photographic register of the motions of the magnet, a concave mirror of speculum metal, 5 inches in diameter (reduced by a stop, on the introduction of the new photographic paper, to an effective diameter of about 1 inch), which thus partakes in all the angular movements of the magnet. The revolving ebonite cylinder is  $11\frac{1}{2}$  inches long and  $14\frac{1}{4}$  inches in circumference: it is supported, in an approximately east and west position, on brass uprights carried by a metal plate, the whole being planted on a firm wooden platform, the supports of which rest on blocks driven into the ground. The platform is placed midway between the declination and horizontal force magnets, in order that the variations of magnetic declination and horizontal force may both be registered on the same cylinder, which makes one complete revolution in 26 hours.

The light used for obtaining the photographic record is that given by a flame of coal gas, charged occasionally with the vapour of coal naphtha. A vertical slit about  $0^{\text{in}}\cdot 3$  long and  $0^{\text{in}}\cdot 01$  wide, placed close to the light, is firmly supported on the pier which carries the magnet. It stands slightly out of the straight line joining the mirror of the magnet and the registering cylinder, and its distance from the mirror is about 25 inches. The distance of the axis of the registering cylinder from the mirror is 134·4 inches. Immediately above the cylinder, and parallel to its axis, are placed two long reflecting prisms (each 11 inches in length) extending from end to end of the cylinder and facing opposite ways towards the mirrors carried by the declination and horizontal force magnets respectively. The front surface of each prism is convex, being a portion of a horizontal cylinder. The light of the declination lamp, after passing through the vertical slit, falls on the concave mirror and is thence reflected as a converging beam to form an image of the slit on the convex surface of the reflecting prism, by the action of which it is reflected downwards to the paper on the cylinder as a small spot of light. The concave mirror

can be so adjusted in azimuth on the magnet that the spot shall fall not at the centre of the cylinder but rather towards its western side, in order that the declination trace shall not interfere with that of horizontal force, which is made to fall towards the eastern side of the cylinder. The special advantage of the arrangement here described is that the registers of both magnets are made at the same part of the circumference of the cylinder, a line joining the two spots being parallel to its axis, so that when the traces on the paper are developed, the parts of the two registers which appear in juxtaposition correspond to the same Greenwich time.

By means of a small prism, fixed near the registering cylinder, the light from another lamp is made to form a spot of light on the cylinder in a fixed position, so that, as the cylinder revolves, a reference or base line is traced out on the paper, from which, in the interpretation of the records, the ordinates are measured.

A clock of special construction, arranged by Messrs. E. Dent and Co., acting upon a small shutter placed near the declination slit, cuts off the light from the mirror two minutes before each hour, and admits it again two minutes after the hour, thus producing at each hour a visible interruption in the trace, and so ensuring accuracy as regards time scale. By means of another shutter the observer occasionally cuts off the light for a few minutes, registering the times at which it was cut off and admitted again. The visible interruptions thus made at definite times in the trace obviate any possibility of error being made by wrong numeration of the hourly breaks.

The usual hour of changing the photographic sheet is noon, but on Sundays, and occasionally on other days, this rule is not strictly followed. To obviate any uncertainty that might arise on such occasions from the interference of the two ends of a trace slightly longer than 24 hours, it has been arranged that one revolution of the cylinder should be made in 26 hours. The actual length of 24 hours on the sheet is about 13·3 inches.

The scale for measurement of ordinates of the photographic curve is thus determined. The distance from the concave mirror carried by the magnet to the surface of the cylinder, in the actual path of the ray of light through the prism, is practically the same as the horizontal distance of the centre of the cylinder from the mirror, 134·4 inches. A movement of  $1^\circ$  of the mirror produces a movement of  $2^\circ$  in the reflected ray. From this it is found that  $1^\circ$  of movement of the mirror, representing a change of  $1^\circ$  of magnetic declination, is equal to 4·691 inches on the photographic paper. A small strip of cardboard is therefore prepared, graduated on this scale to degrees and minutes. The ordinates of the curve as referred to the base line being measured for the times at which absolute values of declination were determined by the upper declination magnet, usually four times



daily, the apparent value of the base line, as inferred from each observation, is found. The process assumes that the movements of the upper and lower declination magnets are precisely similar. The separate base line values being divided into groups, usually monthly, a mean base line value is adopted for use through each group. This adopted base line value is written upon every sheet. Then, with the cardboard scale, there is laid down, conveniently near to the photographic trace, a new base line, whose ordinate represents some whole number of degrees or other convenient quantity. Thus every sheet carries its own scale of magnetic measure. From the new base line the hourly ordinates (see page *xxxii*) are measured.

**HORIZONTAL FORCE MAGNET.**—The horizontal force magnet, for measure of the variations of horizontal magnetic force, was made by Meyerstein of Göttingen, and like the two declination magnets, is 2 feet long,  $1\frac{1}{2}$  inch broad, and about  $\frac{1}{4}$  inch thick. For support of its suspension skein the back and sides of its brick pier rise through the eastern arm of the Magnet Basement to the upper Magnet Room, being there covered by a slate slab, to the top of which a brass plate is attached, carrying, immediately above the magnet, two brass pulleys, with their axes in the same east and west line; and at the back of the pier, and opposite to these pulleys, two others, with their axes similarly in an east and west line: these constitute the upper suspension piece, and support the upper portions of the two branches of the suspension skein. The two lower pulleys, having their axes in the same horizontal plane, and their grooves in the same vertical plane, are attached to a small horizontal bar which forms the upper portion of the torsion circle: it carries the verniers for reading the torsion circle, and can be turned independently of the lower and graduated portion of the torsion circle, below which, and in rigid connexion with it, is the magnet carrier.

The suspension skein is led under the two pulleys carried by the upper portion of the torsion circle, its two branches then rise up and pass over the front pulleys of the upper suspension piece, thence to and over the back pulleys, thence descending to a single pulley, round which the two branches are tied: from this pulley a cord goes to a small windlass fixed to the back of the pier. The effective length of each of the two branches of the suspension skein is about  $7^{\text{ft}} 6^{\text{in}}$ . The distance between the branches of the skein, where they pass over the upper pulleys, is  $1^{\text{in}}\cdot 14$ : at the lower pulleys the distance between the branches is  $0^{\text{in}}\cdot 80$ . The two branches are not intended to hang in one plane, but are to be so twisted that their torsion will maintain the magnet in a direction very nearly east and west magnetic, the marked end being west. In this state an increase of horizontal magnetic force draws the marked end of the magnet towards the north, whilst a diminution of horizontal force allows the marked end to recede towards the south under the influence of torsion. An oval copper bar, exactly

similar to that used with the lower declination magnet, is applied also to the horizontal force magnet, for the purpose of diminishing the small accidental vibrations.

Below the magnet carrier there is attached a small plane mirror to which is directed a small telescope for the purpose of observing by reflexion the graduations of a horizontal opal glass scale, attached to the southern wall of the eastern arm of the basement. The magnet, with its plane mirror, hangs within a double rectangular box, covered with gilt paper in the same way as was described for the upper declination magnet. The numbers of the fixed scale increase from east to west, so that when the magnet is inserted in its usual position, with its marked end towards the west, increasing readings of the scale, as seen in the telescope, denote increasing horizontal force. The normal to the scale that meets the centre of the plane mirror is situated at the division 51 of the scale nearly, the distance of the scale from the centre of the plane mirror being 90.84 inches. The angle between the normal to the scale, which coincides nearly with the normal to the axis of the magnet, and the axis of the fixed telescope is about  $38^\circ$ , the plane of the mirror being therefore inclined about  $19^\circ$  to the axis of the magnet.

To adjust the magnet so that it shall be truly transverse to the magnetic meridian, which position is necessary in order that the indications of the instrument may apply truly to changes in the magnitude of horizontal magnetic force, without regard to changes of direction, the time of vibration of the magnet and the reading of the fixed scale are determined for different readings of the torsion circle. In regard to the interpretation of such experiments the following explanation may be premised.

Suppose that the magnet is suspended in its carrier with its marked end in a magnetic westerly direction, not exactly west but in any westerly direction, and suppose that, by means of the fixed telescope, the reading of the scale is taken. The position of the axis of the magnet is thereby defined. Now let the magnet be taken out of its carrier, and replaced with its marked end easterly. The terrestrial magnetic force will now act, as regards torsion, in the direction opposite to that in which it acted before, and the magnet will take up a different position. But by turning the torsion-circle so as to reverse the direction of the torsion produced by the oblique tension of the two branches of the suspending skein, the magnet may be made to take the same position as before but with poles reversed, which will be proved by the reading of the scale, as seen in the fixed telescope, being the same. We thus obtain two readings of the torsion circle corresponding to the same direction of the magnet axis, but with the marked end opposite ways, without however possessing any information as to whether the magnet axis is accurately transverse to the magnetic meridian, inasmuch as the same operation can be performed whether the magnet axis be transverse or not.

But there is another observation which will indicate whether the magnet axis is or is not accurately transverse. Let, in addition, the time of vibration be taken in each position of the magnet. Resolve the terrestrial magnetic forces acting on the poles of the magnet each into two parts, one transverse to the magnet, the other longitudinal. In the two positions of the magnet, marked end westerly and marked end easterly, the magnitude of the transversal force is the same, and the changes which the torsion undergoes in a vibration of given extent are the same, and, if there were no other force, the time of vibration would also be the same. But there is another force, the longitudinal force, and when the marked end is northerly this tends from the centre of the magnet's length, and when it is southerly it tends towards the centre of the magnet's length, and in a vibration of given extent this force, in one case increases that due to the torsion, and in the other case diminishes it. The times of vibration will therefore be different. There is only one exception to this, which is when the magnet axis is transverse to the magnetic meridian, in which case the longitudinal force vanishes, and the times of vibration in both positions of the magnet become the same.

The criterion then of the position truly transverse to the meridian is this. Find the readings of the torsion circle which, with the magnet in reversed positions, will give the same readings of the scale and the same time of vibration for the magnet. With such readings of the torsion circle the magnet is, in either position, transverse to the meridian, and the difference of circle-readings is the difference between the position in which the terrestrial magnetism acting on the magnet twists it one way and the position in which the same force twists it the opposite way, and is therefore double of the angle of torsion of the suspending lines for which, in either position, the force of terrestrial magnetism is neutralized by the torsion.

The present suspension skein was mounted on 1880 December 30. On 1895 January 1 the following observations were made for determination of the angle of torsion :—

| 1895,<br>Day. | The Marked End of the Magnet.  |                   |   |  |                                |                   |   |  |
|---------------|--------------------------------|-------------------|---|--|--------------------------------|-------------------|---|--|
|               | West.                          |                   |   |  | East.                          |                   |   |  |
|               | Torsion-<br>Circle<br>Reading. | Scale<br>Reading. | Difference of<br>Scale Readings<br>for change of 1°<br>of Torsion-<br>Circle Reading. | Mean of<br>the Times<br>of<br>Vibration. | Torsion-<br>Circle<br>Reading. | Scale<br>Reading. | Difference of<br>Scale Readings<br>for change of 1°<br>of Torsion-<br>Circle Reading. | Mean of<br>the Times<br>of<br>Vibration. |
| Jan. 1        | 146 <sup>0</sup>               | div.<br>50·42     | div.<br>8·52  | <sup>s</sup><br>21·30                    | 230 <sup>0</sup>               | div.<br>47·31     | div.<br>7·11  | <sup>s</sup><br>20·72                    |
|               | 147                            | 58·94             | 8·05  | 21·00                                    | 231                            | 54·42             | 8·35  | 20·88                                    |
|               | 148                            | 66·99             |   | 20·76                                    | 232                            | 62·77             |   | 21·08                                    |

From these observations it appeared that the times of vibration and scale readings were sensibly the same when the torsion circle read  $147^{\circ} 0'$ , marked end west, and  $231^{\circ} 35'$ , marked end east, the difference being  $84^{\circ} 35'$ . Half this difference, or  $42^{\circ} 17'$ , is therefore the angle of torsion when the magnet is transverse to the meridian. The value adopted in the reduction of the observations during the year 1895 was  $42^{\circ} 20'$ .

The adopted reading of torsion-circle, for transverse position of the magnet, the marked end being west, was  $147^{\circ}$  throughout the year.

The angle through which the magnet turns to produce a change of one division of scale reading, and the corresponding variation of horizontal force in terms of the whole horizontal force, is thus found.

The length of  $30^{\text{div}} \cdot 85$  of the fixed scale is exactly 12 inches, and the distance of the centre of the face of the plane mirror from the scale 90.84 inches; consequently the angle at the mirror subtended by one division of the scale is  $14'. 43'' \cdot 2$ , or for change of one division of scale-reading the magnet is turned through an angle of  $7'. 21'' \cdot 6$ .

The variation of horizontal force, in terms of the whole horizontal force, producing angular motion of the magnet corresponding to change of one division of scale reading =  $\text{cotan. angle of torsion} \times \text{value of one division in terms of radius}$ . Using the numbers above given, the change of horizontal force corresponding to change of one division of scale-reading was found to be 0.002350, which value has been used throughout the year 1895 for conversion of the observed scale-readings into parts of the whole horizontal force.

In regard to the manner of making observations with the horizontal force magnet. A fine vertical wire is fixed in the field of view of the observing telescope, across which the graduations of the fixed scale, as reflected by the plane mirror carried by the magnet, are seen to pass alternately right and left as the magnet oscillates, and the scale reading for the extreme points of vibration is easily taken. The hours of observation are usually  $9^{\text{h}} 5^{\text{m}}$ ,  $13^{\text{h}} 5^{\text{m}}$ ,  $15^{\text{h}} 5^{\text{m}}$ , and  $21^{\text{h}} 5^{\text{m}}$  of Greenwich civil time (reckoning from midnight). Remarking that the time of vibration of the magnet is about 20 seconds, and that the observer looks into the telescope about 40 seconds before the pre-arranged time, the manner of making the observation is generally similar to that already described for the upper declination magnet.

A thermometer, the bulb of which reaches considerably below the attached scale, is so planted in a nearly upright position on the outer magnet box that the bulb projects into the interior of the inner box containing the magnet. Readings of this thermometer are usually taken at  $9^{\text{h}}$ ,  $10^{\text{h}}$ ,  $11^{\text{h}}$ ,  $12^{\text{h}}$ ,  $13^{\text{h}}$ ,  $14^{\text{h}}$ ,  $15^{\text{h}}$ ,  $16^{\text{h}}$ , and  $21^{\text{h}}$ , Greenwich civil time. An index correction of  $- 0^{\circ} \cdot 3$ , has been applied to all readings.

The photographic record of the movements of the horizontal force magnet is made on the same revolving cylinder as is used for record of the motions of the lower declination magnet. And, as described for that magnet, there is also attached to the carrier of the horizontal force magnet a concave mirror, 4 inches in diameter, reduced by a stop (on the introduction of the new photographic paper) to an effective diameter of about 1 inch. The arrangements as regards lamp, slit, and other parts are precisely similar to those for the lower declination magnet already described, and may be perfectly understood by reference to that description (pages *xiv* and *xv*), in which was incidentally included an explanation of some parts specially referring to register of horizontal force. The distance of the vertical slit from the concave mirror of the magnet is about 21 inches, and the distance of the axis of the registering cylinder from the concave mirror is 136·8 inches, the slit standing slightly out of the straight line joining the mirror and the registering cylinder. The same base line is used for measure of the horizontal force ordinates, and the register is similarly interrupted at each hour by the clock, and occasionally by the observer, for determination of time scale, the length of which is of course the same as that for declination.

The scale for measure of ordinates of the photographic curve is thus constructed. The distance from the concave mirror to the surface of the cylinder, in the actual path of the ray of light through the prism is (as for declination) practically the same as the horizontal distance of the centre of the cylinder from the mirror, or 136·8 inches. But, because of the reflexion at the concave mirror, the double of this measure, or 273·6 inches, is the distance that determines the extent of motion on the cylinder of the spot of light, which, in inches, for a change of 0·01 part of the whole horizontal force will therefore be  $273·6 \times \tan. \text{ angle of torsion} \times 0·01$ . Taking for angle of torsion  $42^\circ. 20'$  the movement of the spot of light on the cylinder for a change of 0·01 horizontal force is thus found to be 2·492 inches, and with this unit the cardboard scale for measure of the ordinates was prepared. The ordinates being measured for the times at which eye observations of the scale were made, combination of the measured ordinates with the observed scale readings converted into parts of the whole horizontal force, gives an apparent value of the base line for each observation. These being divided into groups, mean base line values are adopted, written on the sheets, and new base lines laid down, from which the hourly ordinates (see page *xxvii*) are measured, exactly in the same way as described for declination.

The indications of horizontal force are in a slight degree affected by the small changes of temperature to which the Magnet Basement is subject. The temperature coefficient of the magnet was determined by artificially heating the Magnet Basement to different temperatures, and observing the change of position of the magnet thereby produced. This process seems preferable to others in which was observed the effect

which the magnet, when enclosed within a copper trough or box and artificially heated by hot water or hot air to different temperatures, produced on another suspended magnet, since the result obtained includes the entire effect of temperature upon all the various parts of the mounting of the magnet, as well as on the magnet itself. Referring to previous volumes for details, it is sufficient here to state that from a series of experiments made between January 3 and February 21 of the year 1868 on the principle mentioned, in temperatures ranging from  $48^{\circ}2$  to  $61^{\circ}5$ , it appeared that when the marked end of the horizontal force magnet was to the west (its ordinary position) a change of  $1^{\circ}$  of temperature (Fahrenheit) produced an apparent change of  $\cdot000174$  of the whole horizontal force, a smaller number of observations made with the marked end of the magnet east, in temperatures ranging from  $49^{\circ}0$  to  $60^{\circ}9$ , indicating that a change of  $1^{\circ}$  of temperature produced an apparent change of  $\cdot000187$  of horizontal force, increase of temperature in both cases being accompanied by decrease of magnetic force. It was concluded that an increase of  $1^{\circ}$  of temperature produces an apparent decrease of  $\cdot00018$  of horizontal force. In the years 1885 and 1886 further observations on the same general plan were made, with the result that the decrease of horizontal force for increase of  $1^{\circ}$  of temperature was found to be somewhat greater at the higher than at the lower temperatures. A discussion of all the observations taken in 1885 and 1886, details of which are given at the end of the Introduction for 1886, shows that the correction for reduction to temperature  $32^{\circ}$  (expressed in terms of the horizontal force) is  $(t - 32) \times \cdot0000936 + (t - 32)^2 \times \cdot000002074$  in which  $t$  is the temperature in degrees Fahrenheit. The decrease of horizontal force for an increase of  $1^{\circ}$  of temperature (Fahrenheit) would thus be  $\cdot00021$  at  $60^{\circ}$ ,  $\cdot00023$  at  $65^{\circ}$ , and  $\cdot00025$  at  $70^{\circ}$ .

VERTICAL FORCE MAGNET.—The vertical force magnet, for measure of the variations of vertical magnetic force, is by Troughton and Simms. It is 1 ft. 6 in. long and lozenge shaped, being broad at the centre and pointed at the ends; it is mounted on a solid brick pier capped with stone, situated in the western arm of the basement, its position being nearly symmetrical with that of the horizontal force magnet in the eastern arm. The supporting frame consists of two pillars, connected at their bases, on whose tops are the agate planes upon which rest the extreme parts of the continuous steel knife edge, attached to the magnet carrier by clamps and pinching screws. The knife edge, eight inches long, passes through an aperture in the magnet. The axis of the magnet is approximately transverse to the magnetic meridian, its marked end being east; its axis of vibration is thus nearly north and south magnetic. The magnet carrier is of iron; at its southern end there is fixed a small plane mirror for use in eye observations, whose plane makes with the vertical plane through the magnet an angle of  $52\frac{3}{4}^{\circ}$  nearly. A telescope fixed to the west side of the brick pier supporting the

theodolite of the upper declination magnet is directed to the mirror, for observation by reflexion of the divisions of a vertical opal glass scale fixed to the pier that carries the telescope, very near to the telescope itself. The numbers of this fixed scale increase downwards, so that when the magnet is placed in its usual position with the marked end east, increasing readings of the scale, as seen in the telescope, denote increasing vertical force.

The magnet is placed excentrically between the bearing parts of its knife edge, nearer to the southern side, leaving a space of about four inches in the northern part of the iron frame, in which the concave mirror used for the photographic register is planted. Two steel screw stalks, carrying adjustable screw weights, are fixed to the magnet carrier, near its northern side; one stalk is horizontal, and a change in the position of the weight affects the position of equilibrium of the magnet; the other stalk is vertical, and change in the position of its weight affects the delicacy of the balance, and so varies the magnitude of its change of position produced by a given change in the vertical force of terrestrial magnetism.

In the year 1882 Messrs. Troughton and Simms substituted for the old mirror of 4 inches diameter a much lighter mirror of 1 inch diameter, and also lowered the position of the knife-edge bar with respect to the magnet so as to permit of a diminution of the adjustable counterpoise weights which as well as the mirror appear to largely affect the temperature correction of this balance-magnet. The use of a smaller and much lighter mirror was rendered possible by the greater sensitiveness of the new photographic paper introduced in 1882 June.

The whole is enclosed in a rectangular box, resting upon the pier before mentioned, and having apertures, covered with glass, opposite to the two mirrors carried by the magnet.

The time of vibration of the magnet in the vertical plane is observed usually about once in each week. From 63 observations made during the course of the year this was found to be  $19^{\text{s}}.081$ .

The time of vibration of the magnet in the horizontal plane is determined by suspending the magnet with all its attached parts from a tripod stand, its broad side being in a plane parallel to the horizon, so that its moment of inertia is the same as when in observation. A telescope, with a wire in its focus, being directed to the plane mirror carried by the magnet, a scale of numbers is placed on the floor, at right angles to the long axis of the magnet, so as to be seen, by reflexion, in the fixed telescope. The magnet is observed only when swinging through a small arc.

Observations made in the way described on 1893 December 29 gave for the time of vibration of the magnet in the horizontal plane,  $16^s.685$ . This value has been used throughout for the year 1895.

The length of the normal to the fixed vertical scale that meets the face of the plane mirror is 186.07 inches, and  $30^{\text{div}}.85$  of the scale correspond to 12 inches. Consequently the angle which one division of the scale subtends, as seen from the mirror, is  $7'.11''.2$ , or the angular movement of the normal to the mirror, corresponding to a change of one division of scale reading, is  $3'.35''.6$ .

But the angular movement of the normal to the mirror is equal to the angular movement of the magnet multiplied by the sine of the angle which the plane of the mirror makes with a vertical plane through the magnet. This angle, as already stated, is  $52\frac{3}{4}^\circ$ , therefore dividing the result just obtained,  $3'.35''.6$ , by  $\text{Sin. } 52\frac{3}{4}^\circ$ , the angular motion of the magnet corresponding to a change of one division of scale reading is found to be  $4'.30''.9$ .

The variation of vertical force, in terms of the whole vertical force, producing angular motion of the magnet corresponding to a change of one division of scale reading =  $\text{cotan. dip} \times \left(\frac{T'}{T}\right)^2 \times \text{value of one division in terms of radius, in which } T'$  is the time of vibration of the magnet in the horizontal plane, and  $T$  that in the vertical plane. Assuming  $T' = 16^s.685$ ,  $T = 19^s.081$ , and  $\text{dip} = 67^\circ.15'$ , the change of vertical force corresponding to change of one division of scale reading was found to be 0.0004211, and this value has been used throughout the year 1895 for conversion of the observed scale readings into parts of the whole vertical force.

The hours of observation of the vertical force magnet are the same as those for the horizontal force magnet, and the method of observation is precisely similar, the time of vertical vibration being substituted for that of horizontal. The wire in the fixed telescope is here horizontal, and as the magnet oscillates the divisions of the scale are seen to pass upwards and downwards in the field of view.

As in the case of the horizontal force magnet a thermometer is provided whose bulb projects into the interior of the magnet box. Readings are taken usually at  $9^{\text{h}}$ ,  $10^{\text{h}}$ ,  $11^{\text{h}}$ ,  $12^{\text{h}}$ ,  $13^{\text{h}}$ ,  $14^{\text{h}}$ ,  $15^{\text{h}}$ ,  $16^{\text{h}}$ , and  $21^{\text{h}}$ , Greenwich civil time. An index correction of  $-0^\circ.3$ , has been applied to all readings.

The photographic register of the movements of the vertical force magnet is made on a cylinder of the same size as that used for declination and horizontal force, driven also by chronometer movement. The cylinder is here placed vertical instead of horizontal, and the variations of the barometer are also registered on it. The slit is



horizontal, and other arrangements are generally similar to those already described for declination and horizontal force. The concave mirror carried by the magnet is 1 inch in diameter, and the slit is distant from it about 22 inches, being placed a little out of the straight line joining the mirror and the registering cylinder. There is a slight deviation in the further optical arrangements. Instead of falling on a reflecting prism (as for declination and horizontal force) the converging horizontal beam from the concave mirror falls on a system of plano-convex cylindrical lenses, placed in front of the cylinder, with their axes parallel to that of the cylinder. The trace is made on the western side of the cylinder, the position of the magnet being so adjusted that the spot of light shall fall on the lower part of the sheet to avoid interference with the barometer trace. A base line is photographed, and the record is interrupted at each hour by the clock, and occasionally by the observer, for establishment of time scale, in the same way as for the other magnets. The length of the time scale is the same as that for the other magnetic registers.

The scale for measure of ordinates of the photographic curve is determined as follows:— The distance from the concave mirror of the magnet to the surface of the registering cylinder is 100·2 inches. But the double of this measure, or 200·4 inches, is the distance that determines the extent of motion on the cylinder of the spot of light, which, in inches, for a change of 0·01 part of the whole vertical force, will therefore be  $= 200·4 \times \tan. \text{dip} \times \left(\frac{T}{T'}\right)^2 \times 0·01$ . Using the values of  $T$ ,  $T'$ , and of dip, before given, (page *xxiii*), the movement of the spot of light on the cylinder for a change of 0·01 of vertical force is thus found to be, 6·250 inches, and with this unit the scale for measure of the ordinates was constructed for use throughout the year. Base line values were then determined, and written on the sheets, and new base lines laid down, from which the hourly ordinates (see page *xxxi*) were measured, exactly in the same way as was described for declination.

In regard to the temperature correction of the vertical force magnet, it is only necessary here to say that, according to a series of experiments made 1882 October 17 to 23, in a similar manner to those for the horizontal force magnet (page *xxi*), and in temperatures ranging from 59°·3 to 64°·9 it appeared that an increase of 1° of temperature (Fahrenheit) produced an apparent increase of 0·00020 of vertical force, a value which succeeding experiments have closely confirmed. The value of the coefficient is thus much less than was found in the old state of the magnet with the large mirror, although still not following the ordinary law of increase of temperature producing loss of magnetic power. Further observations made in the years 1885 and 1886, of which particulars are given at the end of the Introduction for 1886, showed that through the range of temperature to which the magnet is usually exposed

the increase of vertical force for increase of  $1^\circ$  of temperature is uniformly 0.000212, no term depending on the square of the temperature being here necessary, as in the case of horizontal force.

DIP INSTRUMENT.—The instrument with which the observations of magnetic dip are made is that which is known as Airy's instrument. It was constructed by Messrs. Troughton and Simms, and is mounted in the New Library on a slate slab supported by a braced wooden stand built up from the ground independently of the floor. The plan of the instrument was arranged by the late Sir G. B. Airy so that the points of the needles should be viewed by microscopes and if necessary observed whilst the needles were in a state of vibration; that there should be power of employing needles of different lengths; and that the field of view of each microscope should be illuminated from the side opposite to the observer, in such way that the needle point should form a dark image in the bright field.

The instrument is adapted to the observation of needles of 9 inches, 6 inches, and 3 inches in length. The main portion of the instrument, that in which the needle under observation is placed, consists of a square box made of gun metal (carefully selected to ensure freedom from iron), with back and front of glass. Six microscopes, so planted as to command the points of the three different lengths of needles, turn on a horizontal axis so as to follow the points of the needles in the different positions which in observation they take up. The needle pivots rest on agate bearings. The object glasses and field glasses of the microscopes are within the front glass plate, their eye glasses being outside, and turning with them on the same axis. Upon the plane side of each field glass (the side next the object glass and on which the image of the needle point is formed) a scale is etched by means of which the position of the needle points is noted. And on the inner side of the front glass plate is etched the graduated circle,  $9\frac{3}{4}$  inches in diameter, divided to  $10'$ , and read by two verniers to  $10''$ . The verniers (thin plates of metal, with notches instead of lines, for use with transmitted light) are carried by the horizontal axis, inside the front glass plate, their reading lenses, attached to the same axis, being outside. A suitable clamp with slow motion is provided. The microscopes and verniers can be illuminated by one gas lamp, the light from which falling on eight corresponding prisms is thereby directed to each separate microscope and vernier. The prisms are carried behind the back glass plate on a circular frame in such a way that, on reversion of the instrument in azimuth, the whole set of prisms can at one motion of the frame be shifted so as to bring each one again opposite to its proper microscope or vernier.

Since the instrument has been placed in the New Library artificial light has not been employed in making the observation.

The whole of the apparatus is planted upon a circular horizontal plate, admitting of rotation in azimuth: a graduated circle near the circumference of the plate is read by two fixed verniers.

A brass zenith point needle, having points corresponding in position to the three different lengths of dip needles, is used to determine the zenith point for each particular length of needle.

The instrument carries two levels, one parallel to the plane of the vertical circle, the other at right angles to that plane, by means of which the instrument is adjusted in level from time to time. The readings of the first-mentioned level are also regularly employed to correct the apparent value of dip for any small outstanding error of level: the correction seldom exceeds a very few seconds of arc.

Observations are made only in the plane of the magnetic meridian, and the following is a description of the method of proceeding. The needle to be used is first magnetised by double touch, giving it nine strokes on each of its sides: it is then placed in position in the instrument, the microscope scale readings are taken, and the verniers of the vertical graduated circle are read: the readings of the level parallel to the plane of this circle are also read. The instrument is then reversed in azimuth and a second observation made. The needle pivots are then reversed on the agate bearings, and two observations in reversed positions of the instrument again made. The needle is then removed from the instrument and re-magnetised so as to reverse the direction of its poles, and four more observations are made in the way just described. The mean of the eight partial values of dip thus found, corrected for error of level, gives the final value of dip which appears in the printed results.

The needles in regular use are of the ordinary construction; they are two 9-inch needles,  $B_1$  and  $B_2$ , two 6-inch needles,  $C_1$  and  $C_2$ , and two 3-inch needles,  $D_1$  and  $D_2$ .

The observed dip given by the 9-inch needles is as usual smaller than that given by the 6-inch needles, and that given by the 6-inch needles smaller than that given by the 3-inch needles. In the *Philosophical Magazine* for March 1891, Professor Schuster, referring to a remark of Dr. Joule's, that the flexure of a dip needle tends to diminish the apparent dip, has estimated the effect on the observed dip of the displacement of the centre of gravity by the flexure of the needle, for the Greenwich needles of 3 inches, 6 inches, and 9 inches in length, and finds that a great part of the difference observed at Greenwich could be thus accounted for. It would appear that for absolute determination of dip empirical corrections should be applied to the results found from the longer needles, but there is at present much uncertainty as to the data for computing these corrections.

DEFLEXION INSTRUMENTS.—The observations of deflexion of a magnet in combination with observations of vibration of the deflecting magnet, for determination of the absolute measure of horizontal magnetic force, are made with a *Unifilar Instrument*, Gibson No. 3, which, with the exception of some slight modification of the mechanical arrangements, is similar to those issued from the Kew Observatory. The instrument is adapted to the determination of horizontal force in British (foot-grain-second) measure. It is mounted in the New Library on a slate slab in the same way as the Dip instrument.

The deflected magnet, used merely to ascertain the ratio which the power of the deflecting magnet at a given distance bears to the power of terrestrial magnetism, is 3 inches long, and carries a small plane mirror, to which is directed a telescope fixed to and rotating with the frame that carries also the suspension piece of the deflected magnet: a scale fixed to the telescope is seen by reflexion at the plane mirror. The deflecting magnet is a hollow cylinder 4 inches long, containing in its internal tube a collimator, by means of which in another apparatus its time of vibration is observed. In observations of deflexion the deflecting magnet is placed on the transverse deflexion rod, carried by the rotating frame, at the distances 1·0 foot and 1·3 foot of the engraved scale from the deflected magnet, and with one end towards the deflected magnet. Observations are made at the two distances mentioned, with the deflecting magnet both east and west of the deflected magnet, and also with its poles in reversed positions. The fixed horizontal circle is 10 inches in diameter: it is graduated to 10', and read by two verniers to 10''.

It will be convenient in this case to include with the description of the instrument an account of the method of reduction employed, in which the Kew precepts and generally the Kew notation are followed. Previous to the establishment of the instrument at the Royal Observatory the values of the various instrumental constants, as determined at the Kew Observatory, were kindly communicated by the late Professor Balfour Stewart, and these have been since used in the reduction of all observations made with the instrument at Greenwich.

The instrumental constants as thus furnished are as follows:—

The increase in the magnetic moment of the deflecting magnet produced by the inductive action of unit magnetic force in the English system of absolute measurement =  $\mu = 0\cdot00015587$ .

The correction for decrease of the magnetic moment of the deflecting magnet required in order to reduce to the temperature 35° Fahrenheit =  $c = 0\cdot00013126 (t - 35) + 0\cdot000000259 (t - 35)^2$ ;  $t$  representing the temperature (in degrees Fahrenheit) at which the observation is made.

Moment of inertia of the deflecting magnet =  $K$ . At temperature 30°,  $\log. K = 0\cdot66643$ : at temperature 90°,  $\log. K = 0\cdot66679$ .

The distance on the deflexion rod from 1<sup>ft</sup>.0 east to 1<sup>ft</sup>.0 west of the engraved scale, at temperature 62°, is too long by 0.0034 inch, and the distance from 1<sup>ft</sup>.3 east to 1<sup>ft</sup>.3 west is too long by 0.0053 inch. The coefficient of expansion of the scale for 1° is .00001.

The adopted value of  $K$  was confirmed in the year 1878 by a new and entirely independent determination made at the Royal Observatory, giving  $\log. K$  at temperature 30° = 0.66727.

Let  $m$  = Magnetic moment of deflecting or vibrating magnet.

$X$  = Horizontal component of Earth's magnetic force.

Then, if in the two deflexion observations,  $r_1, r_2$ , be the apparent distances of centre of deflecting magnet from deflected magnet, corrected for scale error and temperature (about 1.0 and 1.3 foot).

$u_1, u_2$  the observed angles of deflexion.

$$A_1 = \frac{1}{2} r_1^3 \sin. u_1 \left\{ 1 + \frac{2\mu}{r_1^3} + c \right\}$$

$$A_2 = \frac{1}{2} r_2^3 \sin. u_2 \left\{ 1 + \frac{2\mu}{r_2^3} + c \right\}$$

$$P = \frac{A_1 - A_2}{\frac{A_1}{r_1^2} - \frac{A_2}{r_2^2}} \quad [P \text{ being a constant depending on the distribution of magnetism in the deflecting and deflected magnets}],$$

we have, using for reduction of the observations a mean value of  $P$  :—

$$\frac{m}{X} = A_1 \left( 1 - \frac{P}{r_1^2} \right), \text{ from observation at distance } r_1.$$

$$\frac{m}{X} = A_2 \left( 1 - \frac{P}{r_2^2} \right), \text{ from observation at distance } r_2.$$

The mean of these is adopted as the true value of  $\frac{m}{X}$ .

In calculating the value of  $P$  as well as the values of the four factors within brackets, the distances  $r_1$  and  $r_2$  are taken as being equal to 1.0 ft. and 1.3 ft. respectively. The expression for  $P$  is not convenient for logarithmic computation, and, in practice, its value for each observation has, since the year 1877, been calculated from the expression

$$\frac{\text{Log. } A_1 - \text{Log. } A_2}{\text{modulus}} \times \frac{r_1^2 \times r_2^2}{r_2^2 - r_1^2} = (\text{Log. } A_1 - \text{Log. } A_2) \times 5.64.$$

For determination, from the observed vibrations, of the value of  $mX$  :—let  $T_1$  = time of vibration of the deflecting magnet, corrected for rate of chronometer and arc of vibration,

$\frac{H}{F}$  = ratio of the couple due to torsion of the suspending thread to the couple due to the Earth's magnetic force. [This is obtained from the formula  $\frac{H}{F} = \frac{\theta}{90^\circ - \theta}$ ,

where  $\theta$  = the angle through which the magnet is deflected by a twist of  $90^\circ$  in the thread.]

$$\text{Then } T^2 = T_1^2 \left\{ 1 + \frac{H}{F} + \mu \frac{X}{m} - c \right\}$$

$$\text{and } mX = \frac{\pi^2 K}{T^2}.$$

The corrected time of vibration of the deflecting magnet, printed in the tables of results, is the mean of 100 vibrations observed immediately before, and of 100 vibrations observed immediately after the observations of deflexion, corrected for temperature, rate of chronometer, semi-arc of vibration, induction, and torsion force.

From the combination of the values of  $\frac{m}{X}$  and  $mX$ ,  $m$  and  $X$  are immediately found. The computation is made with reference to English measure, taking as units of length and weight the foot and grain, but it is desirable to express  $X$  also in metric measure. If the English foot be supposed equal to  $a$  times the millimètre, and the grain equal to  $\beta$  times the milligramme, then for reduction to metric measure  $\frac{m}{X}$  and  $mX$  must be multiplied by  $a^3$  and  $a^3\beta$  respectively, or  $X$  must be multiplied by  $\sqrt{\frac{\beta}{a}}$ . Taking the mètre as equal to 39.37079 inches, and the gramme as equal to 15.43249 grains, the factor by which  $X$  is to be multiplied in order to obtain  $X$  in metric (millimètre-milligramme-second) measure is  $0.46108 = \frac{1}{2.1689}$ . The values of  $X$  in metric measure thus derived from those in English measure are given in the proper table. Values of  $X$  in terms of the centimètre and gramme, known as the C.G.S. unit (centimètre-gramme-second unit), are readily obtained by dividing those referred to the millimètre and milligramme by 10.

In the year 1891 an additional *Unifilar Instrument*, Elliott No. 75, fitted also as a *Declinometer*, was obtained. The instrument is adapted to the determination of horizontal force in C.G.S. measure: it is of portable character, and, when employed, is mounted on the tripod stand furnished with it. The deflecting and deflected magnets, 75 A and 75 C, respectively, are generally similar in dimension and construction to those of the Gibson instrument. In observations of deflexion the deflecting magnet is placed on the transverse rod at the distances of 30 and 40 centimètres of the engraved scale from the deflected magnet, the observations being otherwise made as with the Gibson instrument. The horizontal circle is 6 inches in diameter: it is graduated to  $20'$ , and read by two verniers to  $20''$ .

The instrumental constants of Elliott No. 75, kindly determined, as for the Gibson instrument, at the Kew Observatory, are as follows:—

The increase in the magnetic moment of the deflecting magnet produced by the inductive action of unit magnetic force in the C.G.S. system of absolute measurement =  $\mu$ .  $\text{Log. } \mu = 0.77768$ .

The correction for decrease of the magnetic moment of the deflecting magnet required in order to reduce to the temperature  $0^{\circ}$  centigrade  $= c = 0.000433 (t - 0) + 0.00000148 (t - 0)^2$ ;  $t$  representing the temperature (in degrees centigrade) at which the observation is made.

Moment of inertia of the deflecting magnet  $= K$ . At temperature  $0^{\circ}$  centigrade,  $\log. K = 2.44750$ ; at temperature  $30^{\circ} = 2.44782$ .

The distance on the deflexion rod, from  $30^{\text{cms.}}$  east to  $30^{\text{cms.}}$  west, and from  $40^{\text{cms.}}$  east to  $40^{\text{cms.}}$  west of the engraved scale, at temperature  $0^{\circ}$  centigrade, is in each case too short by  $0^{\text{cms.}}.020$ . The coefficient of expansion of the scale for  $1^{\circ}$  centigrade is  $.000018$ .

The value of  $P$  is calculated from the expression  $P = (\text{Log. } A_1 - \text{Log. } A_2) \times 4737$ . In other respects the formulæ, as before given, are employed.

**EARTH CURRENT APPARATUS.**—For observation of the spontaneous galvanic currents which in some measure are almost always discoverable in the earth, and which are occasionally very powerful, two insulated wires having earth connexions at Angerstein Wharf (on the bank of the River Thames near Charlton) and Lady Well for one circuit; and at the Morden College end of the Blackheath Tunnel and the North Kent East Junction of the South-Eastern Railway for the other circuit, have been employed. The connecting wires, which are special and used for no other purpose, pass from the Royal Observatory to the Greenwich Station of the South-Eastern Railway, and thence, by kind permission of the Directors of the South-Eastern Railway Company, along the lines of the Railway to the respective earths, in each case a copper plate. The direct distance between the earth plates of the Angerstein Wharf—Lady Well circuit is 3 miles, and the azimuth of the line, reckoning from magnetic north towards east,  $49^{\circ}$ ; in the Blackheath—North Kent East Junction circuit the direct distance is  $2\frac{1}{2}$  miles, and the azimuth, from magnetic north towards west,  $47^{\circ}$ . The actual lengths of wire in the circuitous courses which the wires necessarily take in order to reach the Observatory registering apparatus are about  $7\frac{1}{2}$  miles and 5 miles respectively. The identity of the four branches is tested from time to time as appears necessary.

In each circuit at the Royal Observatory there is placed a horizontal galvanometer, having its magnet suspended by a hair. Each galvanometer coil contains 150 turns of No. 29 copper wire, or the double coil of each instrument consists of 300 turns of wire, the resistance as found by direct measurement being 7.3 ohms. For registration of the larger earth currents, a portion only of the current is allowed to pass through the galvanometer, while the greater part flows through a shunt, consisting of a short coil of fine copper wire, the resistance of which is 1.33 ohms. The amplitude of the movement, having regard to the diminution of resistance in the circuit due to the shunt, is by this reduced in the ratio of 6.3 to 1 nearly in both circuits. On a few days in

each month registers on a large scale, for determination of the small diurnal inequality in earth currents, are obtained by removing the shunts, but no discussion of these registers has yet been made, on account of the difficulty of eliminating the effect of certain small dislocations of the Angerstein Wharf—Lady Well register, which occur usually shortly after sunset and before sunrise. It is suspected that these are due to electric lighting in the neighbourhood of the Angerstein Wharf earth-plate. The galvanometers are placed on opposite sides of the registering cylinder which is horizontal. One galvanometer stands towards one end of the cylinder, and the other towards the other end, and each carries, on a light stalk extending downwards from its magnet, a small plane mirror. Immediately above the cylinder are placed two long reflecting prisms which, except that they are each but half the length of the cylinder, and are placed end to end, are generally similar to those used for magnetic declination and horizontal force, the front convex surfaces facing opposite ways, each towards the mirror of its respective galvanometer. In each case the light of a gas lamp, passing through a vertical slit and a cylindrical lens having its axis vertical, falls upon the galvanometer mirror, which reflects the converging beam to the convex surface of the reflecting prism, by whose action it is made to form on the paper on the cylinder a small spot of light; thus all the azimuthal motions of the galvanometer magnet are registered. The extent of trace for each galvanometer is thus confined to half the length of the cylinder, which is of the same size as those used for the magnetic registers. The arrangements for turning the cylinder, automatically determining the time scale, and forming a base line, are similar to those which have been before described. When the traces on the paper are developed the parts of the registers which appear in juxtaposition correspond, as for declination and horizontal force, to the same Greenwich time, and the scale of time is of the same length as for the magnetic registers.

Towards the end of the year 1890 serious disturbances began to be experienced in both earth current registers. These interruptions were found in the early part of the year 1891 to be due to the passage of trains on the new City and South London Electric Railway, distant about  $2\frac{1}{2}$  miles from the nearest earth plate (at the North Kent East Junction of the South-Eastern Railway), and about  $4\frac{1}{2}$  miles from the Observatory. The abnormal excursions recorded indicate frequent changes of potential, varying from a small fraction of a volt to one-third of a volt or more, and the amount of change is approximately the same both in the Blackheath—North Kent East Junction circuit, which is perpendicular to the course of the electric railway, and in the Angerstein Wharf—Lady Well circuit, which is parallel to the line of railway, with one earth plate (Angerstein Wharf) near the river. At night when the trains are not running, the interruptions entirely cease.



§ 5. *Magnetic Reductions.*

The results given in the Magnetic Section refer to the civil day, commencing at midnight.

Before the photographic records of magnetic declination, horizontal force, and vertical force are discussed, they are divided into two groups; one including all days on which the traces show no particular disturbance, and which therefore are suitable for the determination of diurnal inequality; the other comprising days of unusual and violent disturbance, when the traces are so irregular that it appears impossible to treat them except by the exhibition of every motion of each magnet through the day. Following the principle of separation hitherto adopted, there are no days in the year 1895 which are classed as days of great disturbance. Other days of lesser disturbance are February 8-9, 9-10, 15-16, March 8-9, 13-14, 14-15, April 11-12, May 10-11, 29, September 30, October 12-13, 13-14, November 9-10, 10-11, 11-12, 12-13. When two days are mentioned it is to be understood that the reference is usually to one set of photographic sheets extending from noon to noon and including the last half and the first half respectively of two consecutive civil days.

Through each photographic trace including those on days of lesser disturbance, a pencil line was drawn, representing the general form of the curve, without its petty irregularities. The ordinates of these pencil curves were then measured, with the proper pasteboard scales, at every hour, the measures being entered in a form having double argument, the vertical argument ranging through the 24 hours of the civil day (0<sup>h</sup> to 23<sup>h</sup>), and the horizontal argument through the days of a calendar month, the means of the numbers standing in the vertical columns giving the mean daily value of the element, and the means of the numbers in the horizontal columns the mean monthly value at each hour of the day. Tables I. and II. contain the results for declination, Tables III. to VI. those for horizontal force, with corresponding tables of temperature, and Tables VII. to X. those for vertical force, with corresponding tables of temperature. In the formation of diurnal inequalities it is unimportant whether a day omitted be a complete civil day, or the parts of two successive civil days making together a whole day, although in the latter case the results are not available for daily values. No omissions have been made on account of disturbed days, in the formation of Tables I. and II. for declination, Tables III. to VI. for horizontal force, and in Tables VII. to X. for vertical force, but from other causes the following days are omitted in all these tables, viz., February 6 and 7, with the addition of December 31 in Tables VII to X.

Table XI. gives the collected monthly values for declination, horizontal force, and vertical force, and Table XII. the mean diurnal inequalities for the year.

The temperature of the horizontal and vertical force magnets was maintained so nearly uniform through each day that the determination of the diurnal inequalities of horizontal and vertical force should possess great exactitude. By means of the additional stove placed in the western arm of the basement, as mentioned on page *v*, the temperature of the basement has also been kept nearly constant throughout the year, the endeavour being to keep the temperature as near to 67° as possible. In years preceding 1883 the results for horizontal and vertical force were given uncorrected for temperature, leaving the correction to be applied when the results for series of years are collected for discussion; but from the beginning of the year 1883 it has been considered desirable to add also, in Tables III., V., VII., and IX., results corrected for temperature, in order to render them more immediately available. In Tables XI. and XII., only results corrected for temperature are given. The corrected mean daily and mean hourly values of horizontal force given in Tables III. and V. respectively are obtained by applying to the uncorrected values the correction  $(t-32) \times .0000936 + (t-32)^2 \times .000002074$  (page *xxi*) where  $t$  is the temperature in degrees Fahrenheit, and to those of vertical force, Tables VII. and IX., the correction  $-(t-32) \times .000212$  (page *xxv*). The corrections applied are founded on the daily and hourly values of temperature given in Tables IV., VI., VIII., and X.

In regard to the formation of the tables of temperature, the hourly readings of the Richard thermograph were entered into a form having double arguments, as for the magnets, the mean hourly values deduced therefrom giving for each month the variation through the day, and the mean daily values the variation through the month. To adapt these to represent the temperature within the horizontal and vertical force magnet boxes respectively, the monthly means of the thermograph readings at 9<sup>h</sup>, 10<sup>h</sup>, 11<sup>h</sup>, 12<sup>h</sup>, 13<sup>h</sup>, 14<sup>h</sup>, 15<sup>h</sup>, 16<sup>h</sup>, and 21<sup>h</sup>, were compared with the corresponding means of the eye readings of the thermometers whose bulbs are within the respective magnet boxes, giving corrections to the thermograph readings at these hours, which were very accordant, and from which by interpolation corrections were obtained for the remaining hours. The nine daily observations gave also the means of reducing the daily thermograph values to the temperature of the interior of the respective magnet boxes. The results are given in Tables IV., VI., VIII., and X.

In order to economise space the daily values as exhibited in Tables III. and VII., both uncorrected and corrected, have been diminished by constants. The division  $\frac{\quad}{\quad}$  in these Tables and in Table XI. indicates that the instrument has been

disturbed for experiment or adjustment, or that for some reason the continuity of the values has been broken, the constants deducted being different before and after each break. In the interval between two breaks the values of  $u$  and  $c$  are each comparable throughout, remarking only that in certain cases it is to be understood that the values are to be taken 1000 greater or less for comparison with adjacent values. See, for example,  $u$  in Table III. on January 5, which should be taken as 1015 for comparison with preceding and following values, and similarly in other cases. The excess of the value of  $c$  above that of  $u$  on any day (supposing  $c$ , when the smaller value, to be increased by 1000) shows the correction for temperature that has been actually applied. In Tables II., V., IX., and XII. the separate hourly values of the different elements have been simply diminished by the smallest hourly value.

The variations of declination are given in the sexagesimal division of the circle, and those of horizontal and vertical force in terms of  $\cdot 00001$  of the whole horizontal and vertical forces respectively taken as units. In Tables XI. and XII. they have been also expressed in terms of  $\cdot 00001$  of Gauss's absolute unit, as referred to the metrical system of the millimètre-milligramme-second.

The factors for conversion from the former to the latter system of measures are as follows:—

For variation of declination, expressed in minutes, the factor is

$$\text{H.F. in metrical measure} \times \sin 1' = 1\cdot 8323 \times \sin 1' = 0\cdot 0005330.$$

For variation of horizontal force, the factor is

$$\text{H.F. in metrical measure} = 1\cdot 8323,$$

and for variation of vertical force

$$\begin{aligned} \text{V.F. in metrical measure} &= \text{H.F. in metrical measure} \times \tan \text{dip}, \\ &= 1\cdot 8323 \times \tan 67^\circ\cdot 15' = 4\cdot 3695. \end{aligned}$$

The measures as referred to the millimètre-milligramme-second system are readily convertible into measures on the centimètre-gramme-second (C. G. S.) system by dividing by 10.

Table XIII. exhibits the diurnal range of declination and horizontal force on each separate day, as determined from the 24 hourly ordinates of each element measured from the photographic register (as explained on page xxvii), and the monthly means of these numbers, the results for horizontal force being corrected for temperature. The first portion of Table XIV. contains the difference between the greatest and least hourly mean values in each month, for declination, horizontal force, and vertical force, as extracted from Table II., and columns  $c$  of Tables V. and IX. In the second portion of the table there are given for each month the numerical sums of the deviations of the 24 hourly values from the mean, taken without regard to sign.

MAGNETIC REDUCTIONS ; HARMONIC ANALYSIS OF MAGNETIC DIURNAL xxxv  
INEQUALITIES.

The magnetic diurnal inequalities of declination, horizontal force, and vertical force, for each month and for the year, as given in Tables II., V. and IX., have been treated by the method of harmonic analysis, and the results are given in Tables XV. and XVI. The values of the coefficients contained in Table XV. have been thus computed, 0 representing the value at 0<sup>h</sup> (midnight), 1 that at 1<sup>h</sup>, and so on.

$$m = \frac{1}{24} (0+1+2 \dots \dots 22+23).$$

$$12 a_1 = 0-12 + \{(1+23) - (11+13)\} \cos 15^\circ + \{(2+22) - (10+14)\} \cos 30^\circ \\ + \{(3+21) - (9+15)\} \cos 45^\circ + \{(4+20) - (8+16)\} \cos 60^\circ \\ + \{(5+19) - (7+17)\} \cos 75^\circ.$$

$$12 b_1 = 6-18 + \{(5+7) - (17+19)\} \sin 75^\circ + \{(4+8) - (16+20)\} \sin 60^\circ \\ + \{(3+9) - (15+21)\} \sin 45^\circ + \{(2+10) - (14+22)\} \sin 30^\circ \\ + \{(1+11) - (13+23)\} \sin 15^\circ.$$

$$12 a_2 = (0+12) - (6+18) + \{(1+11+13+23) - (5+7+17+19)\} \cos 30^\circ \\ + \{(2+10+14+22) - (4+8+16+20)\} \cos 60^\circ.$$

$$12 b_2 = (3+15) - (9+21) + \{(2+4+14+16) - (8+10+20+22)\} \sin 60^\circ \\ + \{(1+5+13+17) - (7+11+19+23)\} \sin 30^\circ.$$

$$12 a_3 = (0+8+16) - (4+12+20) + \{(1+7+9+15+17+23) - (3+5+11+13+19+21)\} \cos 45^\circ.$$

$$12 b_3 = (2+10+18) - (6+14+22) + \{(1+3+9+11+17+19) - (5+7+13+15+21+23)\} \sin 45^\circ.$$

$$12 a_4 = (0+6+12+18) - (3+9+15+21) \\ + \{(1+5+7+11+13+17+19+23) - (2+4+8+10+14+16+20+22)\} \cos 60^\circ.$$

$$12 b_4 = \{(1+2+7+8+13+14+19+20) - (4+5+10+11+16+17+22+23)\} \sin 60^\circ.$$

The values of the coefficients  $c_1$ , and of the constant angles  $a$  contained in Table XVI., are then determined by means of the following relations :—

$$\frac{a_1}{b_1} = \tan a \qquad c_1 = \frac{a_1}{\sin a} = \frac{b_1}{\cos a}.$$

Similarly for  $c_2, \beta$ , &c.

Finally, the values of the angles  $a', \beta'$ , &c. were thus found. Calling the Sun's hour angle east at mean midnight =  $h$ , then—

$$\alpha' = \alpha + h \\ \beta' = \beta + 2h \\ \&c. = \&c.,$$

a mean value of  $h$  for the month being employed.

The values of  $a_5$  and  $b_5$  for the diurnal inequalities for the year were also calculated, but could not be conveniently included in Table XV. ; they are as follows :—

|                        |         |         |
|------------------------|---------|---------|
| 1895.                  | $a_5$ . | $b_5$ . |
| Declination .....      | -0'08   | -0'04   |
| Horizontal Force ..... | +1'0    | -1'3    |
| Vertical Force .....   | +0'6    | -0'2    |

In order to give some indication of the accuracy with which the results of observation are represented by the harmonic formula, the sums of squares of residuals remaining after the introduction of  $m$  and of each successive pair of terms of the expression on page (xii), corresponding to the single terms of the expressions on page (xiii), have been calculated for the mean diurnal inequalities for the year (columns 1, 2, and 3 of Table XII.). The respective sums of squares of residuals are as follows :—

SUMS OF SQUARES OF RESIDUALS OF DIURNAL INEQUALITIES.

| For the Year 1895.   | Declination. | Horizontal Force. | Vertical Force. |
|--|--------------|-------------------|-----------------|
| Sums of Squares of Observed Values (Table XII.) .....            | 336'81       | 415953'8          | 18133'3         |
| Sums of Squares of Residuals after the introduction of $m$ ..... | 170'91       | 72798'3           | 5455'7          |
| " " $a_1$ and $b_1$  | 54'14        | 16395'4           | 2565'8          |
| " " $a_2$ and $b_2$  | 7'72         | 3104'2            | 290'0           |
| " " $a_3$ and $b_3$  | 0'90         | 681'1             | 52'6            |
| " " $a_4$ and $b_4$  | 0'11         | 45'8              | 9'3             |
| " " $a_5$ and $b_5$  | 0'02         | 15'1              | 4'3             |

The unit in the case of horizontal and vertical force being 00001 of the whole horizontal and vertical forces respectively, it thus appears that there would be no advantage in carrying the approximation (Table XV.) beyond the determination of  $a_4, b_4$ .

As regards Magnetic Dip, the result of each complete observation of dip with each of the six needles in ordinary use is given in Table XVII., and in Table XVIII. the concluded monthly and yearly values for each needle.

The results of the observations for Absolute Measure of Horizontal Force contained in Table XIX. require no special remark, the method of reduction and all necessary explanation having been given with the description of the instruments employed. The observed result in each month has been also given as reduced to the mean value for the month, by application of the difference between the horizontal force ordinate at the time of observation and the mean value for the month, as obtained from the photographic register.

In order to facilitate the comparison of the diurnal inequalities of magnetism at the different British and other magnetic observatories an arrangement has been made with the Sub-Committee of the Kew Committee of the Royal Society by which five quiet days are to be selected at Greenwich in each month of every year, for adoption at all these observatories for determination of the monthly diurnal inequalities of declination, horizontal force, and vertical force; thus providing for further discussion results which should be strictly comparable. The particular days selected are given on page (xviii), and the results found for Greenwich are contained in Tables XX., XXI., and XXII., which it is interesting to compare with the values found from the records of all days, as given in Tables II., V., IX. and XII.

No numerical discussion of Earth Current records is contained in the present volume.

In the treatment of disturbed days it was formerly the custom to measure out for each element all salient points of the curves and to print the numerical values. But, since the year 1882, it has been considered preferable to give instead of these tables reduced copies of the actual photographic curves (reproduced by photo-lithography from full-sized tracings of the original photographs), adding thereto copies of the corresponding earth-current curves. In the present year 1895 no copies of earth-current curves have been given because of the interruption produced by the trains running on the City and South London Electric Railway. The registers thus exhibited are those for the days of lesser disturbance mentioned on page xxxvii.

The list of these days since the year 1889 has been selected in concert with M. Mascart, so that the two Observatories of the Parc Saint Maur and Greenwich should publish the magnetic registers for the same days of disturbance with a view to the comparison of the results. It is proposed to follow this plan in future years, and if other magnetic observatories should eventually join in the scheme for concerted action, in regard to the publication of their registers, the discussion of magnetic perturbations would be much facilitated.

The plates are preceded by a brief description of *all* other significant magnetic motions (superposed on the ordinary diurnal movement) recorded throughout the year. These, in combination with the plates, give very complete information on magnetic disturbances during the year 1895, affording thereby, it is hoped, facilities for making comparison with solar phenomena.

In regard to the plates, it may be remarked that on each day three distinct registers are usually given, viz. : declination, horizontal force and vertical force ; all necessary information for proper understanding of the plates being added in the notes on page (xxxviii).

An additional plate (VII.) exhibits the registers of declination, horizontal force, and vertical force on four quiet days, which may be taken as types of the ordinary diurnal movement at four seasons of the year. These are given for the civil day as exhibiting more clearly the character of the diurnal movement. The earth currents on these days are very small.

The indications of horizontal and vertical force are given precisely as registered ; they are therefore affected, slightly as compared with the amount of motion on disturbed days, by the small recorded changes of temperature of the magnets. The recorded hourly temperatures being inserted on the plates, reference to the temperature correction of the magnets, given at page *xxviii*, will show the effect produced. Briefly, an increase of about  $4\frac{1}{2}^{\circ}$  of temperature throws the horizontal force curve upward by 0.001 of the whole horizontal force ; an increase of about  $5^{\circ}$  of temperature throws the vertical force curve downward by 0.001 of the whole vertical force.

The original photographs have been reduced in the proportion of 20 to 11 on the plates, and the corresponding scale values are :—

| —                  | LENGTH IN INCHES               |        |                              |       |                            |        |
|--------------------|--------------------------------|--------|------------------------------|-------|----------------------------|--------|
|                    | Of $1^{\circ}$ of Declination. |        | Of 0.01 of Horizontal Force. |       | Of 0.01 of Vertical Force. |        |
|                    | in.                            | mm.    | in.                          | mm.   | in.                        | mm.    |
| On the Photographs | 4.691                          | 119.15 | 2.492                        | 63.31 | 6.250                      | 158.75 |
| On the Plates -    | 2.580                          | 65.53  | 1.371                        | 34.82 | 3.437                      | 87.31  |

PLATES OF MAGNETIC DISTURBANCES; SCALE VALUES OF MAGNETIC ELEMENTS. *xxxix*

The scales actually attached to the plates are, however, so arranged as to correspond with the tables of the magnetic section, that is to say, the units for horizontal force and vertical force are  $\cdot 00001$  of the whole horizontal and vertical forces respectively, the numbers being in some cases increased by 1000 to avoid negative quantities. At the foot of each plate equivalent scales, in C. G. S. measure, are given for each of the magnetic registers. (See page *xl*).

Since the preceding scale values are not immediately comparable for the different elements, it therefore becomes desirable to refer them all to the same unit, say  $0\cdot 01$  of the horizontal force.

Now, the transverse force represented by a variation of  $1^\circ$  of Declination

$$= \cdot 0175 \text{ of Horizontal Force}$$

$$\text{and Vertical Force} = \text{Horizontal Force} \times \tan. \text{ dip [dip} = 67^\circ. 15']$$

$$= \text{Horizontal Force} \times 2\cdot 3847$$

whence we have the following equivalent scale values for the different elements :—

| —                  | LENGTH OF UNIT, EQUIVALENT TO $0\cdot 01$ OF HORIZONTAL FORCE. |      |                             |      |                           |      |
|--------------------|--|------|-----------------------------|------|---------------------------|------|
|                    | For Declination Curve.   |      | For Horizontal Force Curve. |      | For Vertical Force Curve. |      |
|                    | in.  | mm.  | in.                         | mm.  | in.                       | mm.  |
| On the Photographs | 2·68   | 68·1 | 2·49                        | 63·3 | 2·62                      | 66·6 |
| On the Plates -    | 1·47   | 37·4 | 1·37                        | 34·8 | 1·44                      | 36·6 |

It may be convenient to give also comparative scale values for the different systems of absolute measurement, viz. :—

|  |  |           |
|--|--|-----------|
| Foot-grain-second,                             | or British unit, in terms of which Mean H. F. for 1895 = | 3·9739    |
| Millimètre-milligramme-second, or Metric unit, | „ „ „  | = 1·8323  |
| Centimètre-gramme-second, or C. G. S. unit,    | „ „ „  | = 0·18323 |

Dividing therefore the scale values last given by 3·9739, 1·8323, and 0·18323 respectively, the following comparative scale values for each of the elements on the



photographs and on the plates as referred to 0·01 of these units respectively are found :—

| UNIT.        | LENGTH OF 0·01 OF UNIT. |      |                |      |                     |      |                |      |                     |      |                |      |
|--------------|-------------------------|------|----------------|------|---------------------|------|----------------|------|---------------------|------|----------------|------|
|              | Declination.            |      |                |      | Horizontal Force.   |      |                |      | Vertical Force.     |      |                |      |
|              | On the Photographs.     |      | On the Plates. |      | On the Photographs. |      | On the Plates. |      | On the Photographs. |      | On the Plates. |      |
|              | in.                     | mm.  | in.            | mm.  | in.                 | mm.  | in.            | mm.  | in.                 | mm.  | in.            | mm.  |
| British - -  | 0·67                    | 17·1 | 0·37           | 9·4  | 0·63                | 15·9 | 0·35           | 8·8  | 0·66                | 16·8 | 0·36           | 9·2  |
| Metric - -   | 1·46                    | 37·2 | 0·80           | 20·4 | 1·36                | 34·5 | 0·75           | 19·0 | 1·43                | 36·3 | 0·79           | 20·0 |
| C. G. S. - - | 14·6                    | 372· | 8·0            | 204· | 13·6                | 345· | 7·5            | 190· | 14·3                | 363· | 7·9            | 200· |

Slight interruptions in the traces on the plates are due to various causes. In the originals there are breaks at each hour for time scale, so slight however that, in the copies, the traces could usually be made continuous without fear of error : in a few cases, however, this could not be done. Further, to check the numeration of hours, the observer interrupts the register at definite times for about five minutes, usually at or near 9<sup>h</sup>. 30<sup>m</sup>, 13<sup>h</sup>. 30<sup>m</sup>, and 20<sup>h</sup>. 30<sup>m</sup>, Greenwich civil time, and at somewhat different times on Sundays. A weekly clearing of the gas pipes also causes a somewhat longer interruption, usually at about 10<sup>h</sup>.

The original photographic records were first traced on thin paper, the separate records on each day being arranged one under another on the same sheet, and great attention being paid to accuracy as regards the scale of time. Each sheet containing the records for one or more days was then reduced by photo-lithography, in the proportion of 20 to 11, to bring it to a convenient size for insertion in the printed volume.

### § 6. *Meteorological Instruments.*

STANDARD BAROMETER.—The standard barometer, mounted in 1840 on the southern wall of the western arm of the upper magnet room, is Newman No. 64. Its tube is 0<sup>in</sup>·565 in diameter and the depression of the mercury due to capillary action is 0<sup>in</sup>·002, but no correction is applied on this account. The cistern is of glass, and the graduated scale and attached rod are of brass ; at its lower end the rod terminates in a point of ivory, which in observation is made just to meet the reflected image of the point as seen in the mercury. The scale is divided to 0<sup>in</sup>·05, sub-divided by vernier to 0<sup>in</sup>·002.

The readings of this barometer until 1866 August 20 are considered to be coincident with those of the Royal Society's flint-glass standard barometer. It then became necessary to remove the sliding rod, for repair of its slow motion screw, which was completed on August 30. Before the removal of the rod the barometer had been compared with three other barometers, one of which, during repair of the rod, was used for the daily readings. After restoration of the rod a comparison was again made with the same three barometers, from which it appeared that the readings of the standard, in its new state, required a correction of  $-0^{\text{in}}\cdot006$ , all three auxiliary barometers giving accordant results. This correction has been applied to every observation since 1866 August 30.

An elaborate comparison of the standard barometers of the Greenwich and Kew Observatories, made in the spring of the year 1877, under the direction of the Kew Committee, by the late Mr. Whipple, showed that the difference between the two barometers (after applying to the Greenwich barometer readings the correction  $-0^{\text{in}}\cdot006$ ) did not exceed  $0^{\text{in}}\cdot001$ . (*Proceedings of the Royal Society*, vol. 27, page 76.)

The height of the barometer cistern above the mean level of the sea is 159 feet, being  $5^{\text{ft}}\cdot2^{\text{in}}$  above Mr. Lloyd's reference mark in the then transit room, now the Astronomer Royal's official room. (*Philosophical Transactions*, 1831.)

The barometer is read at  $9^{\text{h}}$ ,  $12^{\text{h}}$  (noon),  $15^{\text{h}}$ ,  $21^{\text{h}}$  (civil reckoning) on week days, and at  $10^{\text{h}}$ , noon and  $20^{\text{h}}$  on Sundays. Each reading is corrected by application of the index correction above mentioned, and reduced to the temperature  $32^{\circ}$  by means of Table II. of the "Report of the Committee of Physics" of the Royal Society. The readings thus found are used to determine the value of the instrumental base line on the photographic record.

PHOTOGRAPHIC BAROMETER.—The barometric record is made on the same cylinder as is used for magnetic vertical force, the register being arranged to fall on the upper half of the cylinder, on its eastern side. A siphon barometer fixed to the northern wall of the Magnet Basement is employed, the bore of the upper and lower extremities of the tube being about 1·1 inch, and that of the intermediate portion 0·3 inch. A metallic plunger, floating on the mercury in the shorter arm of the siphon is partly supported by a counterpoise acting on a light lever, leaving a definite part of its weight to be supported by the mercury. The lever carries at its other end a vertical plate of blackened mica, having a small horizontal slit, whose distance from the fulcrum is about eight times that of the point of connexion with the float, and whose vertical movement is therefore about four times that of the ordinary barometric column. The light of a gas lamp, passing through this slit and falling on a cylindrical lens, forms a

spot of light on the paper. The barometer can, by screw action, be raised or lowered so as to keep the photographic trace in a convenient part of the sheet. A base line is traced on the sheet, and the record is interrupted at each hour by the clock and occasionally by the observer in the same way as for the magnetic registers. The length of the time scale is also the same.

The barometric scale is determined by experimentally comparing the measured movement on the paper with the observed movement of the standard barometer; one inch of barometric movement is thus found =  $4^{\text{in}}\cdot39$  on the paper. Ordinates measured for the times of observation of the standard barometer, combined with the corrected readings of the standard barometer, give apparent values of the base line, from which mean values for each day are formed; these are written on the sheets and new base lines drawn, from which the hourly ordinates (see page *liv*) are measured as for the magnetic registers. As the diurnal change of temperature in the basement is very small, no appreciable differential effect is produced on the photographic register by the expansion of the column of mercury.

DRY AND WET BULB THERMOMETERS.—The dry and wet bulb thermometers and maximum and minimum self-registering thermometers, both dry and wet, are mounted on a revolving frame planned by the late Sir G. B. Airy. A vertical axis fixed in the ground, in a position about 14 feet south of the southern arm of the Magnetic Observatory, carries the frame, which consists of a horizontal board as base, of a vertical board projecting upwards from it and connected with one edge of the horizontal board, and of two parallel inclined boards (separated about 3 inches) connected at the top with the vertical board and at the bottom with the other edge of the horizontal board: the outer inclined board is covered with zinc, and the air passes freely between all the boards. The dry and wet bulb thermometers are mounted near the centre of the vertical board, with their bulbs about 4 feet from the ground; the maximum and minimum thermometers for air temperature are placed towards one side of the vertical board, and those for evaporation temperature towards the other side, with their bulbs at about the same level as those of the dry and wet bulb thermometers. A small roof projecting from the frame protects the thermometers from rain. The frame is turned in azimuth several times during the day (whether cloudy or clear) so as to keep the inclined side always towards the sun. In 1878 September, a circular board 3 feet in diameter was fixed, below the frame, round the supporting post, at a height of 2 feet 6 inches above the ground, with the object of protecting the thermometers from radiation from the ground. In the summer of 1886 experiments were made on days of extreme heat with the view of determining the effect of the circular board in this respect, an

account of which will be found at the end of the Introduction to the volume for the year 1887. The effect of radiation with the circular board removed was found to be insensible.

The corrections to be applied to the thermometers in ordinary use are determined usually once each year for the whole extent of scale actually employed, by comparison with the standard thermometer, No. 515, kindly supplied to the Royal Observatory by the Kew Committee of the Royal Society.

The dry and wet bulb thermometers are Negretti and Zambra, Nos. 45354 and 45355 respectively. The correction  $- 0^{\circ}3$  has been applied to the dry bulb and wet bulb readings throughout the year.

The self-registering thermometers for temperature of air and evaporation are all by Negretti and Zambra. The maximum thermometers are on Negretti and Zambra's principle, the minimum thermometers are of Rutherford's construction. To the readings of Negretti and Zambra, No. 8527, for maximum temperature of the air a correction of  $- 1^{\circ}0$  has been applied, and to those of Negretti and Zambra, No. 38338, for minimum temperature of the air, a correction of  $+ 0^{\circ}2$  throughout. The readings of Negretti and Zambra, No. 79224, for maximum temperature of evaporation, and those of Negretti and Zambra, No. 2048, for minimum temperature of evaporation, required no correction.

The dry and wet bulb thermometers are read at 9<sup>h</sup>, 12<sup>h</sup> (noon), 15<sup>h</sup>, 21<sup>h</sup> (civil reckoning) on week days, and at 10<sup>h</sup>, noon, and 20<sup>h</sup> on Sundays. Readings of the maximum and minimum thermometers are taken at 9<sup>h</sup> and 21<sup>h</sup> on week days, and at 10<sup>h</sup> and 20<sup>h</sup> on Sundays. Those of the dry and wet bulb thermometers are employed to correct the indications of the photographic dry and wet bulb thermometers.

In January 1887, three thermometers, a dry-bulb, a maximum, and a minimum, to which a wet-bulb thermometer was added in February, were mounted in a Stevenson screen, with double louvre-boarded sides, of the pattern adopted by the Royal Meteorological Society, which is fully described in the *Quarterly Journal* of the Society, Vol. X, page 92. The screen is planted 6 feet to the eastward of the revolving frame carrying the ordinary dry-bulb and wet-bulb thermometers, and its internal dimensions are, length 18 inches, width 11 inches, and height 15 inches, the bulbs of the thermometers placed in it being at a height of about 4 feet above the ground. The dry-bulb thermometer is Hicks No. 262495, to the readings of which a correction of  $- 0^{\circ}2$  has been applied. The wet-bulb is Hicks No. 268525, to the readings of which a correction of  $+ 0^{\circ}1$  has been applied. The maximum thermometer is Negretti and Zambra, No. 68725, which requires no correction. The

minimum thermometer is Hicks No. 262739, to the readings of which the following corrections have been applied: below  $34^{\circ} 0^{\circ}0$ ,  $34^{\circ}$  to  $39^{\circ} + 0^{\circ}1$ ,  $39^{\circ}$  to  $43^{\circ} + 0^{\circ}2$ ,  $43^{\circ}$  to  $49^{\circ} + 0^{\circ}3$ ,  $49^{\circ}$  to  $54^{\circ} + 0^{\circ}4$ ,  $54^{\circ}$  to  $60^{\circ} + 0^{\circ}5$ ,  $60^{\circ}$  to  $65^{\circ} + 0^{\circ}6$ , and above  $65^{\circ} + 0^{\circ}7$ . The observation of the dry and wet bulb thermometers is omitted on Sundays and a few other days.

Experiments were made in the summer of the year 1887 on days of extreme heat to determine whether, with the door of the screen open, the thermometers were in any way influenced by radiation from external objects, an account of which will be found at the end of the Introduction to the Volume for 1887. The effect of radiation with the door of the screen open was found to be insensible.

At the beginning of the year 1886 three thermometers were mounted on the platform above the Magnet House, in a louver-boarded shed or screen, so constructed as to give free circulation of air with protection from radiation. No. 45356, by Negretti and Zambra, is for eye observation of the temperature of the air, and required a correction of  $-0^{\circ}3$ . No. 37467, also by Negretti and Zambra, is a self-registering maximum thermometer, and required a correction of  $-0^{\circ}5$ . No. 342663, by Hicks, is a self-registering minimum thermometer, and required correction as follows: below  $35^{\circ} 0^{\circ}0$ , between  $35^{\circ}$  and  $45^{\circ} + 0^{\circ}1$ , between  $45^{\circ}$  and  $55^{\circ} + 0^{\circ}2$ , and above  $55^{\circ} + 0^{\circ}3$ . The bulbs of all these thermometers are 4 feet above the platform, and about 20 feet above the ground. The observation of the thermometer No. 45356 is omitted on Sundays and a few other days.

The order of reading the thermometers in the Stevenson screen and on the roof of the Magnet House is reversed on successive days, the readings being taken alternately before and after those of the thermometers on the revolving stand, in order that the diurnal change may not produce any systematic difference in the comparison of the results.

PHOTOGRAPHIC DRY-BULB AND WET-BULB THERMOMETERS.—The apparatus now in use was constructed in the year 1884 by Messrs. Negretti & Zambra from designs furnished by me, and was mounted in the year 1885, but from various causes it was not brought into regular use until 1887 January 1. Until February 1891 it stood nearly in the centre of the South Ground: it was then removed to the Magnet Ground, being placed in the position formerly occupied by the old apparatus, which had been previously dismantled. It is placed under a shed 8 feet square standing upon posts about 8 feet high. This shed is open to the north and is generally similar to that provided for the old apparatus, excepting that the roof inclines somewhat towards the south and that the protecting boards (fixed as far as necessary on the eastern, southern and western sides) are double, with spaces

between to ensure a free circulation of air while screening the thermometers from the direct rays of the sun. The thermometers are further protected from sky and ground radiation by boards on the thermometer stand as described below. The photographic register is received on paper placed on a vertical ebonite cylinder  $11\frac{1}{2}$  inches high and  $14\frac{1}{4}$  inches in circumference, and I have arranged that the dry and wet bulb traces shall fall on the same part of the cylinder, as regards time-scale, a long air bubble in the wet-bulb thermometer column giving the means of registering the indications of the wet bulb (as well as of such degrees and decades of its scale as fall within the bubble), just below the trace of the dry-bulb thermometer, without any interference of the two records, an arrangement which admits of the time-scale being made equal to that of all the other registers. The stems of the thermometers are placed close together, each being covered by a vertical metal plate having a fine vertical slit, so that light passes through only at such parts of the bore of the tube as do not contain mercury. Two gas lamps, each at a distance of 21 inches, are placed at such an angle that the light from each after passing through its corresponding slit and thermometer tube falls on the photographic paper in one and the same vertical line. Degree lines etched upon the thermometer stems, and painted, interrupt the light sufficiently to produce a clear and sharp indication on the photographic sheet, the line at each tenth degree being thicker than the others as well as those at  $32^{\circ}$ ,  $52^{\circ}$ ,  $72^{\circ}$ , &c. The length of scale is from  $0^{\circ}$  to  $120^{\circ}$  for each thermometer, the length of  $1^{\circ}$  being about 0.1 inch, and the air bubble in the wet-bulb thermometer is about  $12^{\circ}$  in length so that it will always include one of the ten-degree lines. The bulbs, which are 2 inches long and of about  $\frac{1}{2}$  an inch in internal bore, are separated horizontally by 5 inches, the tubes of the thermometers having a double bend above the bulbs, which are placed about 4 feet above the ground. The thermometers are carried by a vertical frame with independent vertical adjustment for each thermometer so that the register in summer or winter can be brought to a convenient part of the photographic sheet. The revolving cylinder is driven by a pendulum clock contained within the brass case covering the whole apparatus, excepting the thermometer bulbs which project below. It makes one revolution in 26 hours, and the time-scale is the same as that for all the other registers. As the cylinder revolves the light passing through the portion of the thermometer tubes not occupied by mercury imprints on the paper a broad band of photographic trace, corresponding to the dry bulb register, whose breadth in the vertical direction varies with the height of the mercury in the tube, and a narrower band below, corresponding to the wet bulb. When these are developed the traces are seen to be crossed by thin white lines, the horizontal lines corresponding to degrees and the vertical lines to hours, the lower boundary of each trace indicating the thermometric record corresponding to the upper surface of the thermometric column.

The driving clock is made to interrupt the light for a short time at each hour, producing on the sheet the hour lines above mentioned; the observer also occasionally interrupts the register for a short time for proper identification of the hourly breaks.

The bulbs of the thermometers were at first completely protected from radiation by vertical or inclined boards fixed to the thermometer stand, two on the south side, two on the north side, one at the east end, one at the west end, and one below, but with proper spaces for free circulation of air. Experiments made in the summer of the year 1886, an account of which is given at the end of the Introduction for 1887, showed that the north and south boards were unnecessary, and the two south boards and one north board were in consequence removed before commencing regular work with the instrument at the beginning of the year 1887.

For a description of the apparatus formerly employed reference may be made to the Introduction for 1887 and previous years. A comparison of the results given by the old and new apparatus will be found at the end of the Introduction to the year 1887.

**RADIATION THERMOMETERS.**—These thermometers are placed in the Magnet Ground, south-east of the Magnet House. The thermometer for solar radiation is a self-registering mercurial maximum thermometer on Negretti and Zambra's principle, with its bulb blackened, and the thermometer enclosed in a glass sphere from which the air has been exhausted. The thermometer employed till 1895 July 12, was Negretti and Zambra, No. 49230; afterwards, Negretti and Zambra, No. 72540, was used. The thermometer for radiation to the sky is a self-registering spirit minimum thermometer of Rutherford's construction, by Horne and Thornthwaite, No. 3120. The thermometers are laid on short grass; they require no correction for index error.

**EARTH THERMOMETERS.**—These thermometers were made by Adie, of Edinburgh, under the superintendence of Professor J. D. Forbes. They are placed at the north-west corner of the photographic thermometer shed.

The thermometers are four in number, placed in one hole in the ground, the diameter of which in its upper half is 1 foot and in its lower half about 6 inches, each thermometer being attached in its whole length to a slender piece of wood. The thermometer No. 1 was dropped into the hole to such a depth that the centre of its bulb was 24 French feet (25·6 English feet) below the surface, then dry sand was poured in till the hole was filled to nearly half its height. Then No. 2 was dropped in till the centre of its bulb was 12 French feet below the surface; Nos. 3 and 4 till the centres of their bulbs were respectively 6 and 3 French feet below the

surface ; and the hole was then completely filled with dry sand. The upper parts of the tubes carrying the scales were left projecting above the surface ; No. 1 by 27·5 inches, No. 2 by 28·0 inches, No. 3 by 30·0 inches, and No. 4 by 32·0 inches. Of these lengths, 8·5, 10·0, 11·0, and 14·5 inches respectively are in each case tube with narrow bore. The length of 1° on the scales is 1·9 inch, 1·1 inch, 0·9 inch, and 0·5 inch in each case respectively. The ranges of the scales are for No. 1, 46°·0 to 55°·5 ; No. 2, 43°·0 to 58°·0 ; No. 3, 44°·0 to 62°·0 ; and for No. 4, 36°·9 to 68°·0.

The bulbs of the thermometers are cylindrical, 10 or 12 inches long, and 2 or 3 inches in diameter. The bore of the principal part of each tube, from the bulb to the graduated scale, is very small ; in that part to which the scale is attached it is larger ; the fluid in the tubes is alcohol tinged red ; the scales are of opal glass.

The ranges of scale having in previous years been found insufficient, fluid has at times been removed from or added to the thermometers as necessary, corresponding alterations being made in the positions of the attached scales. Information in regard to these changes will be found in previous Introductions.

The parts of the tubes above the ground are protected by a small wooden hut fixed to the ground ; the sides of the hut are perforated with numerous holes, and it has a double roof ; in the north face is a plate of glass, through which the readings are taken. Within the hut are two small thermometers, one, No. 5, with bulb one inch in the ground, another, No. 6, whose bulb is freely exposed in the centre of the hut.

These thermometers are read every day at noon, and the readings are given without correction. The index errors of Nos. 1, 2, 3, and 4 are unknown ; No. 5 appears to read too high by 0°·2, and No. 6 by 0°·4, but no corrections have been applied.

OSLER'S ANEMOMETER.—This self-registering anemometer, devised by A. Follett Osler, for continuous registration of the direction and pressure of the wind and of the amount of rain, is fixed above the north-western turret of the ancient part of the Observatory. For the direction of the wind a large vane (9ft. 2in. in length), from which a vertical shaft proceeds down to the registering table within the turret, gives motion, by a pinion fixed at its lower end, to a rack-work carrying a pencil. A collar on the vane shaft bears upon anti-friction rollers, running in a cup of oil, rendering the vane very sensitive to changes of direction in light winds. The pencil marks a paper fixed



to a board moved horizontally and uniformly by a clock, in a direction transverse to that of the motion of the pencil. The paper carries lines corresponding to the positions of N., E., S., and W. of the vane, with transversal hour-lines. The vane is 25 feet above the roof of the Octagon Room, 60 feet above the adjacent ground, and 215 feet above the mean level of the sea. A fixed mark on the north-eastern turret, in a known azimuth, as determined by celestial observation, is used for examining at any time the position of the direction plate over the registering table, to which reference is made by means of a direction pointer when adjusting a new sheet on the travelling board. The vane, which had been in use since the year 1841, began in the autumn of 1891 to show signs of weakness; it was taken down in December 1891 and thoroughly repaired. It was satisfactory to find that the anti-friction bearings of the vane, on which the sensitiveness of its motion depends, were in excellent condition, after having been continuously in action for 25 years.

For the pressure of the wind the construction is as follows: at a distance of 2 feet below the vane there is placed a circular pressure plate (with its plane vertical) having an area of  $1\frac{1}{3}$  square feet, or 192 square inches, which, moving with the vane in azimuth, and being thereby kept directed towards the wind, acts against a combination of springs in such way that, with a light wind, slender springs are first brought into action, but, as the wind increases, stiffer springs come into play. For a detailed account of the arrangement adopted the reader is referred to the Introduction for the year 1866. [Until 1866 the pressure plate was a square plate, 1 foot square, for which in that year a circular plate, having an area of 2 square feet, was substituted and employed until the spring of the year 1880, when the present circular plate, having an area of  $1\frac{1}{3}$  square feet, was introduced.] A short flexible snake chain, fixed to a cross bar in connexion with the pressure plate, and passing over a pulley in the upper part of the shaft is attached to a brass chain (formerly a copper wire) running down the centre of the shaft to the registering table, just before reaching which the chain communicates with a short length of silk cord, which, led round a pulley, gives horizontal motion to the arm carrying the pressure pencil. The substitution, in the year 1882, of the flexible brass chain for the copper wire has greatly increased the delicacy of movement of the pressure pencil, every small movement of the pressure plate being now registered. The scale for pressure, in lbs. on the square foot, is experimentally determined from time to time as appears necessary; the pressure pencil is brought to zero by a light spiral spring.

Whilst the action of the pressure apparatus has been satisfactory for moderate winds, it is believed that the record of occasional very large pressures in years preceding 1882 was due principally to irregular action, in excessive gusts, of the connecting copper

wire, but the brass chain being always in tension, the movements of the recording pencil have since been in complete sympathy with those of the pressure plate, and in this condition of the apparatus, that is since the year 1882, no pressure greater than about 30 lbs. has been recorded, with the exception of those on 1893 December 12 and 1894 February 11.

A self-registering rain gauge of peculiar construction forms part of the apparatus : this is described under the heading " Rain Gauges."

A new sheet of paper is applied to the instrument every day at noon. The scale of time is ordinarily the same as that of the magnetic registers. On 1893 April 22, Mr. Kullberg applied a special gearing to the clock, which is so arranged that the table carrying the record can either be driven at the usual rate, or 12 times as fast, in order to give a largely increased time scale for the register of wind pressure during gales, the ordinary sheet thus giving a register for two hours instead of 24. This arrangement continued in use until 1894 July, when the gearing was again modified so that the registering sheet could be carried at twenty-four times its usual rate instead of twelve times as at first arranged.

ROBINSON'S ANEMOMETER.—This instrument, made by Mr. Browning, is constructed on the principle described by the late Dr. Robinson in the *Transactions of the Royal Irish Academy*, Vol. XXII., for registration of the horizontal movement of the air, and is mounted above the small building on the roof of the Octagon Room. It was brought into use in 1866, October. The motion is given by the pressure of the wind on four hemispherical cups, each 5 inches in diameter, the centre of each cup being 15 inches distant from the vertical axis of rotation. The foot of the axis is a hollow flat cone bearing upon a sharp cone, which rises up from the base of a cup of oil. An endless screw acts on a train of wheels furnished with indices for reading off the amount of motion of the air in miles, and a pinion on the axis of one of the wheels draws upwards a rack, to which is attached a rod passing down to the pencil, which marks the paper placed on the vertical revolving cylinder in the chamber below. A motion of the pencil upwards through a space of one inch represents horizontal motion of the air through 100 miles. The revolving hemispherical cups are 21 feet above the roof of the Octagon Room, 56 feet above the adjacent ground, and 211 feet above the mean level of the sea.

The cylinder is driven by a clock in the usual way, and makes one revolution in 24 hours. A new sheet of paper is applied every day at noon. The scale of time is the same as that of the magnetic registers.

It is assumed, in accordance with the experiments made by Dr. Robinson, that the horizontal motion of the air is three times the space described by the centres of the

cups. To verify this conclusion experiments were made in the year 1860 in Greenwich Park with the anemometer by Negretti and Zambra, which was in use from 1859 until the introduction of the larger instrument by Browning in 1866 October. The instrument was fixed to the end of a horizontal arm, which was made to revolve round a vertical axis. For more detailed account of these experiments see the Introduction for 1880 and for previous years. With the arm revolving in the direction N., E., S., W., opposite to the direction of rotation of the cups, for movement of the instrument through one mile 1.15 was registered; with the arm revolving in the direction N., W., S., E., in the same direction as the rotation of the cups, 0.97 was registered. This was considered to confirm sufficiently the accuracy of the assumption. The hemispherical cups of the instrument with which these experiments were made were each  $3\frac{3}{4}$  inches in diameter, the distance between the centres of the opposite cups being 13.45 inches.

From 1889 April 22 to May 8, both of the above instruments were sent to Mr. W. H. Dines, who kindly tested them on his whirling machine then erected at Hersham. The particulars of these experiments are given at the end of the Introduction for 1889. The results appear to show that the instrumental results in the case of high velocities of the wind are too great for both anemometers, but it has been thought better for the sake of continuity not to apply any corrections to the recorded values, which consequently indicate velocities corresponding to three times the space described by the centres of the cups.

RAIN GAUGES.—During the year 1895 eight rain-gauges were employed, placed at different elevations above the ground, complete information in regard to which will be found at page (civ) of the Meteorological Section.

The gauge No. 1 forms part of the Osler Anemometer apparatus, and is self-registering, the record being made on the sheet on which the direction and pressure of the wind are recorded. The receiving surface is a rectangular opening 10 × 20 inches (200 square inches in area). The collected water passes into a vessel suspended by spiral springs, which lengthen as the water accumulates, until 0.25 inch is collected. The water then discharges itself by means of the following modification of the siphon. A vertical copper tube, open at both ends, is fixed in the receiver, with one end just projecting below the bottom. Over this tube a larger tube, closed at the top, is loosely placed. The accumulating water, having risen to the top of the inner tube, begins to flow off into a small tumbling bucket, fixed in a globe placed underneath, and carried by the receiver. When full the bucket falls over, throwing the water into a small exit pipe at the lower part of the globe—the only outlet. This creates a partial vacuum in the globe sufficient to cause the longer leg of the

siphon to act, and the whole remaining contents of the receiver then run off, through the globe, to a waste pipe. The spiral springs at the same time shorten, and raise the receiver. The gradual descent of the water vessel as the rain falls, and the immediate ascent on discharge of the water, act upon a pencil, and cause a corresponding trace to be made on the paper fixed to the moving board of the anemometer. The rain scale on the paper was determined experimentally by passing a known quantity of water through the receiver. The continuous record thus gives complete information on the rate of the fall of rain.

Gauge No. 2 is a ten-inch circular gauge, placed close to gauge No. 1, its receiving surface being precisely at the same level. The gauge is read daily at 9<sup>h</sup> Greenwich civil time.

Gauges Nos. 3, 4, and 5 are eight-inch circular gauges, placed respectively on the roof of the Octagon Room, over the roof of the Magnetic Observatory, and on the roof of the Photographic Thermometer Shed. All are read daily at 9<sup>h</sup> Greenwich civil time.

Gauges Nos. 6, 7, and 8 are also eight-inch circular gauges, placed on the ground south of the Magnetic Observatory ; No. 6 is the old daily gauge, No. 7 the old monthly gauge, and No. 8 an additional gauge brought into use in July 1881, as a check on the readings of Nos. 6 and 7, the monthly amounts collected by these gauges having occasionally shown greater differences than seemed proper. On 1894 November 6, gauge No. 8 was shifted 61 feet eastwards. No. 6 is read daily, usually at 9<sup>h</sup>, 15<sup>h</sup> and 21<sup>h</sup> Greenwich civil time, and Nos. 7 and 8 at 9<sup>h</sup> only.

The gauges are also read at midnight on the last day of each calendar month.

**ELECTROMETER.**—The electric potential of the atmosphere is measured by means of a Thomson self-recording electrometer, constructed by White, of Glasgow.

For a full description of the principle of the electrometer reference may be made to Sir William Thomson's "Report on Electrometers and Electrostatic Measurements," contained in the *British Association Report* for the year 1867. It will be sufficient here to give a general description of the instrument which, with its registering apparatus, is planted in the Upper Magnet Room on the slate slab which carries the suspension pulleys of the Horizontal Force Magnet. A thin flat needle of aluminium, carrying immediately above it a small light mirror, is suspended, on the bifilar principle, by two silk fibres from an insulated support within a large Leyden jar. A little strong sulphuric acid is placed in the bottom of the jar, and from the lower side of the needle depends a platinum wire, kept stretched by a weight, which connects the

needle with the sulphuric acid, that is with the inner coating of the jar. A positive charge of electricity being given to the needle and jar, this charge is easily maintained at a constant potential by means of a small electric machine or replenisher forming part of the instrument, and by which the charge can be either increased or diminished at pleasure. A gauge is provided for the purpose of indicating at any moment the amount of charge. The needle hangs within four insulated quadrants, which may be supposed to be formed by cutting a circular flat brass box into quarters, and then slightly separating them. The opposite quadrants are placed in metallic connexion.

Sir William Thomson's water-dropping apparatus is used to collect the atmospheric electricity. For this purpose a rectangular cistern of copper, capable of holding above 30 gallons of water, is placed near the ceiling on the west side of the south arm of the Upper Magnet Room. The cistern rests on four pillars of glass, each one encircled and nearly completely enclosed by a glass vessel containing sulphuric acid. A pipe passing out from the cistern, through the south face of the building, extends about six feet into the atmosphere, the nozzle (about ten feet above the ground) having a very small hole, through which the water passes and breaks almost immediately into drops. The cistern is thus brought to the same electrical potential as that of the atmosphere, near the nozzle, and this potential is communicated by means of a connecting wire to one of the pairs of electrometer quadrants, the other pair being connected to earth. The varying atmospheric potential thus influences the motions of the included needle, causing it to be deflected from zero in one direction or the other, according as the atmospheric potential is greater or less than that of the earth, that is according as it is positive or negative.

The small mirror carried by the needle is used for the purpose of obtaining photographic record of its motions. The light of a gas-lamp passing through a slit and falling upon the mirror, is thence reflected, and by means of a plano-convex cylindrical lens is brought to a focus at the surface of a horizontal cylinder of ebonite, nearly 7 inches long and 16 inches in circumference, which is turned by clock-work. A second fixed mirror, by means of the same gas-lamp, causes a reference line to be traced round the cylinder. The actual zero is found by cutting off the cistern communication, and placing the pairs of quadrants in metallic connexion with each other and with earth. The break of register at each hour is made by the driving-clock of the electrometer cylinder itself. Other photographic arrangements are generally similar to those which have been described for other instruments.

The scale of time is the same as that of the magnetic registers.

Interruptions sometimes occur through cobwebs making connexion between the cistern or its pipe and the walls of the building, and, in winter, from the occasional freezing of the water in the exit pipe.

The electrometer having been in use for ten years, it was removed by Messrs. Elliott on 1888 July 12 for thorough cleaning and repair. After return it was found that its indications were altogether changed. The instrument was not again brought into use during the year 1888, and it was finally sent to the maker, Mr. White of Glasgow, who restored it to its normal state, excepting that the amplitude of motion of the spot of light is considerably increased. The instrument was brought into use again in October 1889.

SUNSHINE RECORDER.—Until the end of the year 1886 the instrument with which the record given in the printed volume was made was that presented to the Royal Observatory by the late Mr. J. F. Campbell, by whom this method of record was devised. This instrument is fully described in the Introductions to previous volumes. Commencing with the year 1887 the record is that of a modification of the Campbell form of instrument, as arranged by Sir G. G. Stokes for use at the observing stations of the Meteorological Office. By employing this instrument, the manipulation of which is more simple, there is the further advantage that the Greenwich results become strictly comparable with those of the Meteorological Office Stations. A very complete account of the Campbell-Stokes instrument is given in the *Quarterly Journal* of the Royal Meteorological Society, Vol. VI., page 83. The recording cards are supported by carriers no larger than is required for keeping them in proper position ; one straight card serves for the equinoctial periods of the year, and another, curved, for the solstitial periods, the only difference between the summer and winter cards being that the summer cards are the longer : grooves are provided so that the cards are placed in position with great readiness. The daily record is transferred to a sheet of paper specially ruled with equal vertical spaces to represent hours, each sheet containing the record for one calendar month. The daily sums, and sums for each hour (reckoning from *apparent* midnight) through the month, are thus readily formed. The recorded durations are to be understood as indicating the amount of *bright* sunshine, no register being obtained when the sun shines faintly through fog or cloud or when the sun is very near the horizon. The instrument is placed on a table upon the platform above the Magnetic Observatory, about 21 feet above the ground, and 176 feet above mean sea level. A range of trees in Greenwich Park between east and south-east cause a little interruption of the record very shortly after sunrise from early in September to early in November. But very little record is obtained near to sunrise at any part of the year.

A comparison between the two instruments for one complete year, 1886 June 1 to 1887 May 31, will be found at the end of the Introduction to the Volume for the year 1887.

[It was pointed out by Mr. Marriott, Secretary of the Royal Meteorological Society, towards the end of 1896, that the record by the Campbell-Stokes instrument exhibited a notable falling off. This, though not very marked till 1896, had certainly begun in 1894, and it was found to be due to opacity of the glass globe, which appears to have deteriorated].

OZONOMETER.—This apparatus is fixed on the south-west corner of the roof of the Photographic Thermometer shed, at a height of about 10 feet from the ground. The box in which the papers are exposed is of wood: it is about 8 inches square, blackened inside, and so constructed that there is free circulation of air through the box, without exposure of the paper to light. The papers exposed at 9<sup>h</sup>, 15<sup>h</sup>, and 21<sup>h</sup>, are collected respectively at 15<sup>h</sup>, 21<sup>h</sup>, and 9<sup>h</sup>, and the degree of tint produced is compared with a scale of graduated tints, numbered from 0 to 10. The value of ozone for the civil day is determined by taking the degree of tint obtained at each hour of collection as proportional to the period of exposure. Thus to form the value for any given civil day, three-fourths of the value registered at 9<sup>h</sup>, the values registered at 15<sup>h</sup> and 21<sup>h</sup>, and one-fourth of that registered at the following 9<sup>h</sup>, are added together, the resulting sum (which appears in the tables of “Daily Results of the Meteorological Observations”) being taken as the value referring to the civil day on a scale of 0 to 30. The means of the 9<sup>h</sup>, 15<sup>h</sup>, and 21<sup>h</sup> values, as observed, are also given for each month in the foot notes.

#### § 7. *Meteorological Reductions.*

The results given in the Meteorological Section refer to the civil day, commencing at midnight.

All results in regard to atmospheric pressure, temperature of the air and of evaporation with deductions therefrom, and atmospheric electricity, are derived from the photographic records, excepting that the maximum and minimum values of air temperature are those given by eye-observation of the ordinary maximum and minimum thermometers at 9<sup>h</sup> and 21<sup>h</sup> (civil reckoning), reference being made, however, to the photographic register when necessary to obtain the values corresponding to the civil day from midnight to midnight. The hourly readings of the photographic traces for the elements mentioned are entered into a form having

double argument, the horizontal argument ranging through the 24 hours of the civil day (0<sup>h</sup> to 23<sup>h</sup>) and the vertical argument through the days of a calendar month. Then for all the photographic elements, the means of the numbers standing in the vertical columns of the monthly forms, into which the values are entered, give the mean monthly photographic values for each hour of the day, the means of the numbers in the horizontal columns giving the mean daily value. It should be mentioned that before measuring out the electrometer ordinates, a pencil line was first drawn through the trace to represent the general form of the curve, in the way described for the magnetic registers (page *xxvii*), excepting that no day has been omitted on account of unusual electrical disturbance, as it has been found difficult to decide on any limit of disturbance beyond which it would seem proper, as regards determination of diurnal inequality, to reject the results. In measuring the electrometer ordinates a scale of inches is used, and the values given in the tables which follow are expressed in thousandths of an inch, positive and negative potential being denoted by positive and negative numbers respectively. The scale has not been determined in terms of any electrical unit.

To correct the photographic indications of barometer and dry and wet bulb thermometers for small instrumental error, the means of the photographic readings at 9<sup>h</sup>, 12<sup>h</sup> (noon), 15<sup>h</sup>, and 21<sup>h</sup> in each month are compared with the corresponding corrected mean readings of the standard barometer and standard dry and wet bulb thermometers, as given by eye-observation. A correction applicable to the photographic reading at each of these hours is thus obtained, and, by interpolation, corrections for the intermediate hours are found. The mean of the twenty-four hourly corrections in each month is adopted as the correction applicable to each mean daily value in the month. Thus mean hourly and mean daily values of the several elements are obtained for each month. The process of correction is equivalent to giving photographic indications in terms of corrected standard barometer, and in terms of the standard dry and wet bulb thermometers exposed on the free stand. The barometer results are *not* reduced to sea level, neither are they corrected for the effect of gravity, by reduction to the latitude of 45°.

The mean daily temperature of the dew-point and degree of humidity are deduced from the mean daily temperatures of the air and of evaporation by use of Glaisher's *Hygrometrical Tables*. The factors by which the dew-point given in these tables is calculated were found by Mr. Glaisher from the comparison of a great number of dew-point determinations obtained by use of Daniell's hygrometer, with simultaneous observations of dry and wet bulb thermometers, combining observations made at the Royal Observatory, Greenwich, with others made in India and at Toronto. The factors are given in the following table.



TABLE OF FACTORS by which the DIFFERENCE between the READINGS of the DRY-BULB and WET-BULB THERMOMETERS is to be MULTIPLIED in order to PRODUCE the CORRESPONDING DIFFERENCE between the DRY-BULB TEMPERATURE and that of the DEW-POINT.

| Reading of Dry-bulb Thermometer. | Factor. | Reading of Dry-bulb Thermometer. | Factor. | Reading of Dry-bulb Thermometer. | Factor. | Reading of Dry-bulb Thermometer. | Factor. |
|----------------------------------|---------|----------------------------------|---------|----------------------------------|---------|----------------------------------|---------|
| 10                               | 8.78    | 33                               | 3.01    | 56                               | 1.94    | 79                               | 1.69    |
| 11                               | 8.78    | 34                               | 2.77    | 57                               | 1.92    | 80                               | 1.68    |
| 12                               | 8.78    | 35                               | 2.60    | 58                               | 1.90    | 81                               | 1.68    |
| 13                               | 8.77    | 36                               | 2.50    | 59                               | 1.89    | 82                               | 1.67    |
| 14                               | 8.76    | 37                               | 2.42    | 60                               | 1.88    | 83                               | 1.67    |
| 15                               | 8.75    | 38                               | 2.36    | 61                               | 1.87    | 84                               | 1.66    |
| 16                               | 8.70    | 39                               | 2.32    | 62                               | 1.86    | 85                               | 1.65    |
| 17                               | 8.62    | 40                               | 2.29    | 63                               | 1.85    | 86                               | 1.65    |
| 18                               | 8.50    | 41                               | 2.26    | 64                               | 1.83    | 87                               | 1.64    |
| 19                               | 8.34    | 42                               | 2.23    | 65                               | 1.82    | 88                               | 1.64    |
| 20                               | 8.14    | 43                               | 2.20    | 66                               | 1.81    | 89                               | 1.63    |
| 21                               | 7.88    | 44                               | 2.18    | 67                               | 1.80    | 90                               | 1.63    |
| 22                               | 7.60    | 45                               | 2.16    | 68                               | 1.79    | 91                               | 1.62    |
| 23                               | 7.28    | 46                               | 2.14    | 69                               | 1.78    | 92                               | 1.62    |
| 24                               | 6.92    | 47                               | 2.12    | 70                               | 1.77    | 93                               | 1.61    |
| 25                               | 6.53    | 48                               | 2.10    | 71                               | 1.76    | 94                               | 1.60    |
| 26                               | 6.08    | 49                               | 2.08    | 72                               | 1.75    | 95                               | 1.60    |
| 27                               | 5.61    | 50                               | 2.06    | 73                               | 1.74    | 96                               | 1.59    |
| 28                               | 5.12    | 51                               | 2.04    | 74                               | 1.73    | 97                               | 1.59    |
| 29                               | 4.63    | 52                               | 2.02    | 75                               | 1.72    | 98                               | 1.58    |
| 30                               | 4.15    | 53                               | 2.00    | 76                               | 1.71    | 99                               | 1.58    |
| 31                               | 3.70    | 54                               | 1.98    | 77                               | 1.70    | 100                              | 1.57    |
| 32                               | 3.32    | 55                               | 1.96    | 78                               | 1.69    |                                  |         |

In the same way the mean hourly values of the dew-point temperature and degree of humidity in each month (pages (lxix). and (lxx) ) have been calculated from the corresponding mean hourly values of air and evaporation temperatures (pages (lxviii) and (lxix)).

The excess of the mean temperature of the air on each day above the average of 50 years, given in the "Daily Results of the Meteorological Observations," is found by comparing the numbers contained in column 6 with a table of average daily temperatures found by smoothing the accidental irregularities of the daily means deduced from

METEOROLOGICAL RESULTS.

the observations for the fifty years 1841-1890. In this series the mean daily temperature from 1841 to 1847 depends usually on 12 observations daily, in 1848 on 6 observations daily, and from 1849 to 1890 on 24 hourly readings from the photographic record. The smoothed numbers are given in the following table.

ADOPTED VALUES of MEAN TEMPERATURE of the AIR, deduced from the OBSERVATIONS for the Fifty Years 1841-1890.

| Day of the Month. | January. | February. | March. | April. | May. | June. | July. | August. | September. | October. | November. | December. |
|-------------------|----------|-----------|--------|--------|------|-------|-------|---------|------------|----------|-----------|-----------|
|                   | °        | °         | °      | °      | °    | °     | °     | °       | °          | °        | °         | °         |
| 1                 | 38.5     | 39.7      | 40.2   | 45.4   | 49.2 | 57.2  | 61.3  | 62.2    | 59.7       | 54.1     | 46.7      | 40.6      |
| 2                 | 38.5     | 39.7      | 40.4   | 45.7   | 49.4 | 57.7  | 61.4  | 62.1    | 59.7       | 53.8     | 46.5      | 40.6      |
| 3                 | 38.5     | 39.7      | 40.5   | 46.0   | 49.7 | 58.0  | 61.7  | 62.1    | 59.6       | 53.5     | 46.3      | 40.8      |
| 4                 | 38.4     | 39.8      | 40.7   | 46.2   | 50.0 | 58.2  | 61.9  | 62.2    | 59.4       | 53.2     | 46.1      | 41.1      |
| 5                 | 38.3     | 39.8      | 40.9   | 46.2   | 50.3 | 58.3  | 62.1  | 62.3    | 59.3       | 53.0     | 45.9      | 41.3      |
| 6                 | 38.2     | 39.7      | 41.1   | 46.2   | 50.6 | 58.3  | 62.2  | 62.4    | 59.1       | 52.7     | 45.5      | 41.3      |
| 7                 | 38.1     | 39.4      | 41.0   | 46.1   | 50.8 | 58.2  | 62.1  | 62.5    | 58.9       | 52.5     | 45.1      | 41.0      |
| 8                 | 38.0     | 39.1      | 40.9   | 45.9   | 51.0 | 58.2  | 62.0  | 62.5    | 58.7       | 52.1     | 44.6      | 40.6      |
| 9                 | 37.9     | 38.7      | 40.8   | 45.6   | 51.2 | 58.2  | 62.0  | 62.5    | 58.5       | 51.7     | 44.0      | 40.3      |
| 10                | 37.9     | 38.4      | 40.7   | 45.5   | 51.5 | 58.2  | 62.1  | 62.5    | 58.3       | 51.3     | 43.6      | 39.9      |
| 11                | 37.9     | 38.3      | 40.6   | 45.5   | 51.7 | 58.4  | 62.3  | 62.5    | 58.1       | 51.0     | 43.2      | 39.8      |
| 12                | 37.9     | 38.5      | 40.7   | 45.7   | 52.0 | 58.6  | 62.6  | 62.5    | 58.0       | 50.6     | 42.9      | 39.9      |
| 13                | 38.0     | 38.8      | 40.9   | 46.0   | 52.3 | 58.8  | 62.9  | 62.4    | 57.9       | 50.3     | 42.8      | 40.1      |
| 14                | 38.2     | 39.2      | 41.2   | 46.4   | 52.6 | 58.9  | 63.1  | 62.3    | 57.8       | 50.1     | 42.6      | 40.2      |
| 15                | 38.3     | 39.6      | 41.4   | 46.9   | 52.8 | 59.0  | 63.2  | 62.1    | 57.7       | 49.9     | 42.5      | 40.3      |
| 16                | 38.5     | 39.8      | 41.5   | 47.3   | 53.1 | 59.0  | 63.2  | 62.0    | 57.5       | 49.8     | 42.4      | 40.2      |
| 17                | 38.5     | 39.8      | 41.6   | 47.7   | 53.3 | 59.1  | 63.1  | 61.8    | 57.3       | 49.6     | 42.3      | 40.0      |
| 18                | 38.5     | 39.7      | 41.6   | 48.1   | 53.6 | 59.2  | 63.0  | 61.6    | 56.9       | 49.5     | 42.2      | 39.7      |
| 19                | 38.5     | 39.6      | 41.5   | 48.3   | 53.9 | 59.5  | 63.0  | 61.4    | 56.5       | 49.3     | 42.2      | 39.3      |
| 20                | 38.4     | 39.5      | 41.4   | 48.5   | 54.2 | 59.9  | 63.0  | 61.3    | 56.1       | 49.0     | 42.1      | 39.0      |
| 21                | 38.3     | 39.5      | 41.4   | 48.5   | 54.6 | 60.3  | 63.0  | 61.1    | 55.7       | 48.8     | 42.1      | 38.8      |
| 22                | 38.3     | 39.6      | 41.5   | 48.5   | 55.0 | 60.7  | 62.9  | 61.0    | 55.4       | 48.5     | 42.2      | 38.6      |
| 23                | 38.4     | 39.8      | 41.8   | 48.4   | 55.3 | 61.0  | 62.8  | 60.9    | 55.2       | 48.2     | 42.1      | 38.4      |
| 24                | 38.5     | 39.9      | 42.1   | 48.4   | 55.6 | 61.2  | 62.6  | 60.8    | 55.1       | 47.9     | 42.1      | 38.3      |
| 25                | 38.8     | 40.0      | 42.4   | 48.4   | 55.7 | 61.3  | 62.4  | 60.8    | 55.0       | 47.6     | 42.0      | 38.3      |
| 26                | 39.0     | 40.1      | 42.9   | 48.4   | 55.9 | 61.4  | 62.3  | 60.8    | 54.9       | 47.4     | 41.9      | 38.4      |
| 27                | 39.3     | 40.1      | 43.3   | 48.5   | 56.0 | 61.4  | 62.3  | 60.7    | 54.9       | 47.3     | 41.6      | 38.4      |
| 28                | 39.5     | 40.2      | 43.7   | 48.6   | 56.0 | 61.3  | 62.3  | 60.6    | 54.8       | 47.2     | 41.3      | 38.5      |
| 29                | 39.7     |           | 44.1   | 48.8   | 56.2 | 61.2  | 62.3  | 60.3    | 54.6       | 47.0     | 41.0      | 38.6      |
| 30                | 39.8     |           | 44.6   | 49.0   | 56.5 | 61.2  | 62.3  | 60.1    | 54.4       | 47.0     | 40.7      | 38.6      |
| 31                | 39.8     |           | 45.0   |        | 56.8 |       | 62.3  | 59.9    |            | 46.8     |           | 38.6      |
| Means             | 38.5     | 39.5      | 41.7   | 47.2   | 53.1 | 59.4  | 62.4  | 61.6    | 57.2       | 50.0     | 43.2      | 39.7      |

The mean of the twelve monthly values is 49°·5.

The daily register of rain contained in column 16 is that recorded by the gauge No. 6, whose receiving surface is 5 inches above the ground. This gauge is usually

read at 9<sup>h</sup>, 15<sup>h</sup>, and 21<sup>h</sup> Greenwich civil time. The continuous record of Osler's self-registering gauge shows whether the amounts measured at 9<sup>h</sup> are to be placed to the same, or to the preceding civil day; and in cases in which rain fell both before and after midnight, also gives the means of ascertaining the proper proportion of the 9<sup>h</sup> amount which should be placed to each civil day. The number of days of rain given in the foot notes, and in the abstract tables, pages (lxvii) and (civ), is formed from the records of this gauge. In this numeration only those days are counted on which the fall amounted to or exceeded 0<sup>in</sup>·005.

The indications of atmospheric electricity are derived from Thomson's Electrometer. Occasionally, during interruption of photographic registration, the results depend on eye-observations.

No particular explanation of the anemometric results seems necessary. It may be understood generally that the greatest pressures usually occur in gusts of short duration. The "Mean of 24 Hourly Measures" was in former years the mean of 24 measures of pressure taken *at* each hour, but commencing with 1887 January 1 it is the mean of measures each one of which is the average pressure during the hour of which the nominal hour is the middle point.

The mean amount of cloud given in the foot notes on the right-hand pages (xl) to (lxii), and in the abstract table, page (lxvii), is the mean found from observations made usually at 9<sup>h</sup>, 12<sup>h</sup> (noon), 15<sup>h</sup>, and 21<sup>h</sup>, of each civil day.

For understanding the divisions of time under the headings "Clouds and Weather" and "Electricity," the following remarks are necessary:—In regard to Clouds and Weather, the day is divided by columns into two parts (from midnight to noon, and from noon to midnight), and each of these parts is subdivided into two or three parts by colons (:). Thus, when there is a single colon in the first column, it denotes that the indications before it apply (roughly) to the interval from midnight to 6<sup>h</sup>, and those following it to the interval from 6<sup>h</sup> to noon. When there are two colons in the first column, it is to be understood that the twelve hours are divided into three nearly equal parts of four hours each. And similarly for the second column. In regard to Electricity the results are included in one column; in this case the colons divide the whole period of 24 hours (midnight to midnight).

The notation employed for Clouds and Weather is as follows, it being understood that for clouds Howard's Nomenclature is used. The figure denotes the proportion of sky covered by cloud, an overcast sky being represented by 10.

|        |                                 |           |                                      |
|--------|---------------------------------|-----------|--------------------------------------|
| a      | denotes <i>aurora borealis</i>  | oc-m-r    | denotes <i>occasional misty rain</i> |
| ci     | ... <i>cirrus</i>               | oc-r      | ... <i>occasional rain</i>           |
| ci-cu  | ... <i>cirro-cumulus</i>        | sh-r      | ... <i>shower of rain</i>            |
| ci-s   | ... <i>cirro-stratus</i>        | shs-r     | ... <i>showers of rain</i>           |
| cu     | ... <i>cumulus</i>              | slt-r     | ... <i>slight rain</i>               |
| cu-s   | ... <i>cumulo-stratus</i>       | oc-slt-r  | ... <i>occasional slight rain</i>    |
| d      | ... <i>dew</i>                  | th-r      | ... <i>thin rain</i>                 |
| hy-d   | ... <i>heavy dew</i>            | fq-th-r   | ... <i>frequent thin rain</i>        |
| f      | ... <i>fog</i>                  | oc-th-r   | ... <i>occasional thin rain</i>      |
| slt-f  | ... <i>slight fog</i>           | hy-sh     | ... <i>heavy shower</i>              |
| tk-f   | ... <i>thick fog</i>            | slt-sh    | ... <i>slight shower</i>             |
| fr     | ... <i>frost</i>                | fq-shs    | ... <i>frequent showers</i>          |
| ho-fr  | ... <i>hoar frost</i>           | hy-shs    | ... <i>heavy showers</i>             |
| g      | ... <i>gale</i>                 | fq-hy-shs | ... <i>frequent heavy showers</i>    |
| hy-g   | ... <i>heavy gale</i>           | oc-hy-shs | ... <i>occasional heavy showers</i>  |
| glm    | ... <i>gloom</i>                | li-shs    | ... <i>light showers</i>             |
| gt-glm | ... <i>great gloom</i>          | oc-shs    | ... <i>occasional showers</i>        |
| h      | ... <i>haze</i>                 | s         | ... <i>stratus</i>                   |
| slt-h  | ... <i>slight haze</i>          | sc        | ... <i>scud</i>                      |
| hl     | ... <i>hail</i>                 | li-sc     | ... <i>light-scud</i>                |
| l      | ... <i>lightning</i>            | sl        | ... <i>sleet</i>                     |
| li-cl  | ... <i>light clouds</i>         | sn        | ... <i>snow</i>                      |
| lu-co  | ... <i>lunar corona</i>         | oc-sn     | ... <i>occasional snow</i>           |
| lu-ha  | ... <i>lunar halo</i>           | slt-sn    | ... <i>slight snow</i>               |
| m      | ... <i>mist</i>                 | so-ha     | ... <i>solar halo</i>                |
| slt-m  | ... <i>slight mist</i>          | sq        | ... <i>squall</i>                    |
| n      | ... <i>nimbus</i>               | sq-s      | ... <i>squalls</i>                   |
| p-cl   | ... <i>partially cloudy</i>     | fq-sqs    | ... <i>frequent squalls</i>          |
| prh    | ... <i>parhelion</i>            | hy-sqs    | ... <i>heavy squalls</i>             |
| prs    | ... <i>paraselene</i>           | fq-hy-sqs | ... <i>frequent heavy squalls</i>    |
| r      | ... <i>rain</i>                 | oc-sqs    | ... <i>occasional squalls</i>        |
| c-r    | ... <i>continued rain</i>       | t         | ... <i>thunder</i>                   |
| fr-r   | ... <i>frozen rain</i>          | t-sm      | ... <i>thunder storm</i>             |
| fq-r   | ... <i>frequent rain</i>        | th-cl     | ... <i>thin clouds</i>               |
| hy-r   | ... <i>heavy rain</i>           | v         | ... <i>variable</i>                  |
| c-hy-r | ... <i>continued heavy rain</i> | vv        | ... <i>very variable</i>             |
| m-r    | ... <i>misty rain</i>           | w         | ... <i>wind</i>                      |
| fq-m-r | ... <i>frequent misty rain</i>  | st-w      | ... <i>strong wind</i>               |

The following is the notation employed for Electricity :—

|                           |                       |
|---------------------------|-----------------------|
| N denotes <i>negative</i> | w denotes <i>weak</i> |
| P ... <i>positive</i>     | s ... <i>strong</i>   |
| m ... <i>moderate</i>     | v ... <i>variable</i> |

The duplication of the letter denotes intensity of the modification described, thus, ss, is very strong; vv, very variable. 0 indicates zero potential, and a dash “—” accidental failure of the apparatus.

The remaining columns in the tables of “Daily Results” seem to require no special remark; all necessary explanation regarding the results therein contained will be found in the notes at the foot of the left-hand page, or in the descriptions of the several instruments given in § 6.

In regard to the comparisons of the extremes and means, &c. of meteorological elements with average values, contained in the foot notes, it may be mentioned that comparison is in all cases made with mean values determined from the observations for the fifty years 1841–1890.

The tables following the “Daily Results” require no lengthened explanation. They consist of tables giving the highest and lowest readings of the barometer through the year; monthly abstracts of the principal meteorological elements; hourly values in each month of barometer reading, of temperature of air, evaporation, and dew point, and of degree of humidity; sunshine results; observations of thermometers in a Stevenson screen and on the roof of the Magnet House, and of the earth thermometers; changes of direction of the wind; hourly values in each month of the horizontal movement of the air derived from Robinson’s Anemometer; results derived from the Thomson Electrometer; rain results; and observations of meteors.

In the tables of mean values of meteorological elements at each hour for the different months of the year, the mean values have, in previous years, been given for the hours 0<sup>h</sup> to 23<sup>h</sup> only. But since 1886 the mean for the 24th hour (the following midnight) has been added, thus indicating the amount of non-periodic variation. The monthly means have also been given since 1886 for the 24 hours, 1<sup>h</sup> to 24<sup>h</sup>, as well as for the hours, 0<sup>h</sup> (midnight) to 23<sup>h</sup>, which were given in former years.

It may be pointed out that the monthly means, 0<sup>h</sup> to 23<sup>h</sup>, for barometer and temperature of the air and of evaporation contained in these tables, pages (lxviii) and (lxix), do not in some cases agree with the monthly means given in the daily results, pages (xl) to (lxiii), and in the table on page (lxvii), in consequence of occasional interruption of the photographic register, at which times daily values to complete the daily results could be supplied from the eye observations, as mentioned in the foot notes, but hourly values, for the diurnal inequality tables, could not be so

supplied. In such cases, however, the means given with these tables are the proper means to be used in connexion with the numbers standing immediately above them, for formation of the actual diurnal inequality.

The table "Abstract of the Changes of the Direction of the Wind" as derived from Osler's Anemometer, page (xci), exhibits every change of direction of the wind occurring throughout the year whenever such change amounted to two nautical points or  $22\frac{1}{2}^{\circ}$ . It is to be understood that the change from one direction to another during the interval between the times mentioned in each line of the table was generally gradual. All complete turnings of the vane which were evidently of accidental nature, and which in the year 1881 and in previous years had been included, are here omitted. Between any time given in the second column and that next following in the first column no change of direction in general occurred varying from that given by so much as one point or  $11\frac{1}{4}^{\circ}$ . From the numbers given in this table the monthly and yearly excess of motion, page (xcviii), is formed. By direct motion it is to be understood that the change of direction occurred in the order N, E, S, W, N, &c., and by retrograde motion that the change occurred in the order N, W, S, E, N, &c.

In regard to Electric Potential of the Atmosphere, in addition to giving the hourly values in each month, including all available days, the days in each month have been (since the year 1882) further divided into two groups, one containing all days on which the rainfall amounted to or exceeded  $0^{\text{in}}.020$ , the other including only days on which no rainfall was recorded, the values of daily rainfall given in column 16 of the "Daily Results of the Meteorological Observations" being adopted in selecting the days. These additional tables are given on pages (cii) and (ciii) respectively.

In regard to the observations of Luminous Meteors, it is simply necessary to say that in general only special meteor showers are watched for, such as those of April, August, and November. The observers of meteors in the year 1895 were Mr. Dyson, Mr. Claxton, Mr. Beadle and Mr. Marchant; their observations are distinguished by the initials D, C, B and M respectively.

W. H. M. CHRISTIE.

Royal Observatory, Greenwich,  
1897 October 29.



ROYAL OBSERVATORY, GREENWICH.

---

R E S U L T S

OF

MAGNETICAL OBSERVATIONS,

1895.

---

The absolute values of the Magnetic Elements are to some extent affected by the masses of iron introduced in building the North Wing of the new Physical Observatory and the new Altazimuth Pavilion. *See* Introduction.



RESULTS OF OBSERVATIONS OF MAGNETIC DECLINATION AND HORIZONTAL FORCE

TABLE I.—MEAN MAGNETIC DECLINATION WEST FOR EACH CIVIL DAY. (Each result is the mean of 24 hourly ordinates from the photographic register.)

Table with 13 columns (Day of Month, January-December) and 31 rows (Days 1-31). Values represent magnetic declination in degrees for each day of 1895.

TABLE II.—MONTHLY MEAN DIURNAL INEQUALITY OF MAGNETIC DECLINATION WEST. (The results in each month are diminished by the smallest hourly value.)

Table with 13 columns (Hour, Greenwich Civil Time, January-December) and 24 rows (Hours 1h-23h, Means). Values represent the monthly mean diurnal inequality of magnetic declination for each hour of 1895.

TABLE III.—MEAN HORIZONTAL MAGNETIC FORCE (diminished by a Constant) FOR EACH CIVIL DAY.

(Each result is the mean of 24 hourly ordinates from the photographic register, expressed in terms of the whole Horizontal Force, the unit in the table being '00001 of the whole Horizontal Force. The letters u and c indicate respectively values uncorrected for, and corrected for temperature.)

1895.

| Day of Month. | January. |     | February. |     | March. |     | April. |     | May. |     | June. |     | July. |     | August. |     | September. |     | October. |     | November. |     | December. |     |
|---------------|----------|-----|-----------|-----|--------|-----|--------|-----|------|-----|-------|-----|-------|-----|---------|-----|------------|-----|----------|-----|-----------|-----|-----------|-----|
|               | u        | c   | u         | c   | u      | c   | u      | c   | u    | c   | u     | c   | u     | c   | u       | c   | u          | c   | u        | c   | u         | c   | u         | c   |
| 1             | 900      | 468 | 018       | 548 | 112    | 694 | 987    | 581 | 218  | 776 | 320   | 921 | 318   | 943 | 484     | 134 | 402        | 025 | 484      | 146 | 455       | 047 | 331       | 920 |
| 2             | 927      | 452 | 962       | 520 | 050    | 639 | 981    | 580 | 179  | 751 | 318   | 888 | 316   | 932 | 424     | 076 | 436        | 083 | 505      | 147 | 378       | 994 | 284       | 902 |
| 3             | 949      | 519 | 006       | 576 | 041    | 625 | 980    | 584 | 158  | 735 | 278   | 858 | 333   | 937 | 430     | 075 | 455        | 120 | 556      | 148 | 417       | 013 | 373       | 962 |
| 4             | 955      | 556 | 060       | 654 | 025    | 605 | 028    | 620 | 155  | 737 | 215   | 865 | 349   | 953 | 472     | 100 | 313        | 003 | 571      | 163 | 460       | 076 | 344       | 936 |
| 5             | 015      | 599 | 139       | 644 | 041    | 640 | 977    | 559 | 173  | 750 | 304   | 910 | 425   | 024 | 521     | 134 | 273        | 935 | 534      | 109 | 460       | 044 | 417       | 004 |
| 6             | 910      | 516 | ...       | ... | 057    | 644 | 980    | 564 | 130  | 753 | 304   | 903 | 365   | 959 | 481     | 104 | 307        | 987 | 620      | 231 | 465       | 057 | 425       | 012 |
| 7             | 918      | 531 | ...       | ... | 125    | 673 | 031    | 613 | 122  | 740 | 161   | 786 | 384   | 983 | 421     | 039 | 319        | 015 | 646      | 209 | 443       | 037 | 356       | 955 |
| 8             | 954      | 550 | 164       | 524 | 110    | 692 | 071    | 646 | 123  | 722 | 238   | 878 | 438   | 061 | 458     | 086 | 343        | 046 | 628      | 208 | 455       | 056 | 176       | 770 |
| 9             | 970      | 535 | 018       | 443 | 038    | 625 | 094    | 671 | 127  | 728 | 232   | 889 | 382   | 019 | 500     | 145 | 375        | 063 | 651      | 238 | 352       | 951 | 274       | 870 |
| 10            | 909      | 501 | 940       | 396 | 033    | 656 | 083    | 694 | 152  | 753 | 227   | 892 | 399   | 041 | 265     | 927 | 397        | 103 | 641      | 223 | 172       | 797 | 328       | 920 |
| 11            | 899      | 507 | 006       | 477 | 096    | 678 | 961    | 562 | 086  | 692 | 221   | 851 | 432   | 077 | 275     | 942 | 357        | 024 | 658      | 252 | 275       | 885 | 280       | 876 |
| 12            | 977      | 533 | 062       | 533 | 103    | 707 | 934    | 528 | 142  | 748 | 269   | 863 | 410   | 045 | 342     | 989 | 392        | 012 | 653      | 237 | 308       | 830 | 316       | 917 |
| 13            | 982      | 559 | 131       | 598 | 053    | 635 | 943    | 561 | 090  | 735 | 301   | 881 | 275   | 881 | 379     | 016 | 432        | 038 | 456      | 050 | 292       | 881 | 328       | 908 |
| 14            | 001      | 585 | 126       | 576 | 976    | 556 | 005    | 575 | 154  | 779 | 328   | 912 | 323   | 943 | 393     | 033 | 528        | 146 | 575      | 157 | 302       | 896 | 304       | 905 |
| 15            | 043      | 615 | 050       | 504 | 990    | 596 | 011    | 598 | 172  | 776 | 303   | 890 | 280   | 881 | 457     | 104 | 509        | 105 | 561      | 153 | 333       | 915 | 365       | 973 |
| 16            | 064      | 648 | 972       | 461 | 055    | 651 | 029    | 630 | 206  | 778 | 341   | 925 | 272   | 876 | 423     | 098 | 568        | 162 | 587      | 169 | 365       | 971 | 363       | 955 |
| 17            | 045      | 610 | 035       | 524 | 078    | 650 | 041    | 635 | 161  | 753 | 340   | 941 | 301   | 926 | 440     | 123 | 596        | 202 | 405      | 985 | 345       | 934 | 384       | 983 |
| 18            | 975      | 571 | 138       | 592 | 080    | 645 | 045    | 656 | 192  | 793 | 278   | 865 | 303   | 955 | 416     | 078 | 621        | 234 | 490      | 089 | 331       | 901 | 399       | 988 |
| 19            | 993      | 568 | 078       | 615 | 028    | 620 | 088    | 675 | 244  | 850 | 323   | 931 | 276   | 928 | 426     | 083 | 601        | 221 | 500      | 104 | 313       | 905 | 398       | 982 |
| 20            | 984      | 578 | 043       | 601 | 063    | 657 | 069    | 697 | 259  | 860 | 356   | 940 | 401   | 021 | 433     | 105 | 558        | 140 | 492      | 096 | 362       | 963 | 402       | 995 |
| 21            | 019      | 603 | 029       | 630 | 030    | 653 | 124    | 711 | 284  | 907 | 339   | 931 | 427   | 040 | 416     | 099 | 591        | 183 | 514      | 096 | 372       | 978 | 390       | 982 |
| 22            | 989      | 566 | 071       | 655 | 050    | 670 | 182    | 762 | 259  | 889 | 358   | 005 | 456   | 050 | 443     | 152 | 608        | 185 | 520      | 102 | 380       | 986 | 306       | 886 |
| 23            | 989      | 595 | 040       | 663 | 042    | 634 | 188    | 770 | 314  | 922 | 383   | 033 | 446   | 045 | 448     | 154 | 630        | 217 | 492      | 069 | 288       | 860 | 297       | 886 |
| 24            | 011      | 583 | 977       | 585 | 072    | 680 | 102    | 703 | 322  | 923 | 381   | 038 | 487   | 100 | 402     | 067 | 670        | 290 | 475      | 028 | 142       | 724 | 267       | 859 |
| 25            | 046      | 606 | 015       | 578 | 105    | 699 | 197    | 755 | 282  | 917 | 345   | 965 | 520   | 157 | 397     | 017 | 633        | 300 | 427      | 064 | 225       | 833 | 276       | 872 |
| 26            | 004      | 576 | 073       | 665 | 023    | 617 | 161    | 745 | 267  | 927 | 362   | 985 | 519   | 171 | 465     | 083 | 632        | 312 | 445      | 051 | 271       | 858 | 323       | 922 |
| 27            | 032      | 583 | 125       | 707 | 024    | 616 | 127    | 707 | 335  | 934 | 408   | 043 | 436   | 113 | 465     | 093 | 642        | 330 | 357      | 941 | 218       | 812 | 337       | 943 |
| 28            | 021      | 601 | 043       | 642 | 017    | 609 | 150    | 720 | 339  | 926 | 353   | 978 | 407   | 059 | 454     | 077 | 617        | 297 | 275      | 876 | 261       | 848 | 352       | 958 |
| 29            | 953      | 542 | ...       | ... | 003    | 592 | 139    | 750 | 350  | 937 | 324   | 966 | 437   | 067 | 464     | 104 | 626        | 298 | 253      | 866 | 345       | 944 | 395       | 032 |
| 30            | 967      | 571 | ...       | ... | 020    | 607 | 195    | 801 | 306  | 895 | 337   | 967 | 443   | 073 | 430     | 082 | 473        | 138 | 305      | 887 | 348       | 964 | 478       | 079 |
| 31            | 002      | 615 | ...       | ... | 994    | 571 | ...    | ... | 249  | 872 | ...   | ... | 473   | 120 | 400     | 035 | ...        | ... | 343      | 971 | ...       | ... | 509       | 103 |

At the end of the year experiments were made for determination of the angle of torsion, thus breaking the continuity of the values.

## RESULTS OF OBSERVATIONS OF HORIZONTAL MAGNETIC FORCE

TABLE IV.—MEAN TEMPERATURE for each CIVIL DAY within the box inclosing the HORIZONTAL FORCE MAGNET.

| 1895.         |          |           |        |        |       |       |       |         |            |          |           |           |
|---------------|----------|-----------|--------|--------|-------|-------|-------|---------|------------|----------|-----------|-----------|
| Day of Month. | January. | February. | March. | April. | May.  | June. | July. | August. | September. | October. | November. | December. |
| 1             | 66°4     | 64°8      | 67°0   | 67°5   | 66°0  | 67°8  | 68°8  | 69°8    | 68°7       | 70°3     | 67°4      | 67°3      |
| 2             | 64°6     | 66°0      | 67°3   | 67°7   | 66°6  | 66°5  | 68°4  | 69°9    | 69°7       | 69°5     | 68°4      | 68°5      |
| 3             | 66°5     | 66°5      | 67°1   | 67°9   | 66°8  | 66°9  | 67°9  | 69°6    | 70°4       | 67°4     | 67°6      | 67°3      |
| 4             | 67°8     | 67°5      | 66°9   | 67°4   | 67°0  | 69°8  | 67°9  | 68°9    | 71°4       | 67°4     | 68°4      | 67°4      |
| 5             | 67°1     | 63°7      | 67°7   | 67°0   | 66°8  | 68°0  | 67°7  | 68°3    | 70°3       | 66°7     | 67°1      | 67°2      |
| 6             | 68°0     | ...       | 67°2   | 67°1   | 68°7  | 67°7  | 67°5  | 68°7    | 71°0       | 68°2     | 67°4      | 67°2      |
| 7             | 68°3     | ...       | 65°6   | 67°0   | 68°5  | 68°8  | 67°7  | 68°5    | 71°6       | 66°2     | 67°5      | 67°7      |
| 8             | 67°6     | 56°8      | 67°0   | 66°7   | 67°7  | 69°4  | 68°7  | 68°9    | 71°9       | 66°9     | 67°8      | 67°5      |
| 9             | 66°3     | 60°0      | 67°2   | 66°8   | 67°8  | 70°1  | 69°3  | 69°6    | 71°3       | 67°2     | 67°7      | 67°6      |
| 10            | 67°4     | 61°5      | 68°7   | 68°2   | 67°8  | 70°4  | 69°5  | 70°3    | 72°0       | 67°0     | 68°8      | 67°4      |
| 11            | 68°1     | 62°2      | 67°0   | 67°8   | 68°0  | 69°0  | 69°6  | 70°5    | 70°5       | 67°5     | 68°2      | 67°6      |
| 12            | 65°9     | 62°2      | 67°9   | 67°5   | 68°0  | 67°5  | 69°2  | 69°7    | 68°6       | 67°1     | 66°6      | 67°8      |
| 13            | 66°8     | 62°0      | 67°0   | 68°5   | 69°6  | 66°9  | 68°0  | 69°3    | 68°0       | 67°5     | 67°3      | 66°9      |
| 14            | 67°1     | 61°2      | 66°9   | 66°5   | 68°8  | 67°1  | 68°6  | 69°4    | 68°5       | 67°0     | 67°5      | 67°8      |
| 15            | 66°6     | 61°4      | 68°0   | 67°2   | 67°9  | 67°2  | 67°8  | 69°7    | 67°6       | 67°4     | 67°0      | 68°1      |
| 16            | 67°1     | 63°0      | 67°6   | 67°8   | 66°6  | 67°1  | 67°9  | 70°8    | 67°5       | 67°0     | 68°0      | 67°4      |
| 17            | 66°3     | 63°0      | 66°6   | 67°5   | 67°4  | 67°8  | 68°8  | 71°1    | 68°0       | 66°9     | 67°3      | 67°7      |
| 18            | 67°6     | 61°4      | 66°3   | 68°2   | 67°8  | 67°2  | 69°9  | 70°3    | 68°3       | 67°7     | 66°5      | 67°3      |
| 19            | 66°7     | 65°1      | 67°4   | 67°2   | 68°0  | 68°1  | 69°9  | 70°1    | 68°6       | 67°9     | 67°4      | 67°1      |
| 20            | 67°5     | 66°0      | 67°5   | 68°9   | 67°8  | 67°1  | 68°6  | 70°7    | 67°0       | 67°9     | 67°8      | 67°5      |
| 21            | 67°1     | 67°8      | 68°7   | 67°2   | 68°7  | 67°4  | 68°3  | 71°1    | 67°4       | 67°0     | 68°0      | 67°4      |
| 22            | 66°8     | 67°1      | 68°6   | 66°9   | 69°0  | 69°7  | 67°5  | 72°1    | 66°8       | 67°0     | 68°0      | 66°9      |
| 23            | 68°0     | 68°7      | 67°4   | 67°0   | 68°1  | 69°8  | 67°7  | 72°0    | 67°2       | 66°8     | 66°6      | 67°3      |
| 24            | 66°6     | 68°1      | 68°1   | 67°8   | 67°8  | 70°1  | 68°3  | 70°4    | 68°6       | 65°8     | 67°0      | 67°4      |
| 25            | 66°1     | 66°2      | 67°5   | 66°0   | 69°2  | 68°6  | 69°3  | 68°6    | 70°5       | 69°3     | 68°1      | 67°6      |
| 26            | 66°6     | 67°4      | 67°5   | 67°1   | 70°2  | 68°7  | 69°9  | 68°5    | 71°0       | 68°0     | 67°2      | 67°7      |
| 27            | 65°7     | 67°0      | 67°4   | 66°9   | 67°7  | 69°2  | 70°9  | 68°9    | 71°3       | 67°1     | 67°5      | 68°0      |
| 28            | 66°9     | 67°7      | 67°4   | 66°5   | 67°2  | 68°8  | 69°9  | 68°7    | 71°0       | 67°8     | 67°2      | 68°0      |
| 29            | 67°3     |           | 67°3   | 68°2   | 67°2  | 69°5  | 69°0  | 69°4    | 70°7       | 68°3     | 67°7      | 69°3      |
| 30            | 67°9     |           | 67°2   | 68°0   | 67°3  | 69°0  | 69°0  | 69°9    | 70°4       | 67°0     | 68°4      | 67°8      |
| 31            | 68°3     |           | 66°8   |        | 68°7  |       | 69°7  | 69°2    |            | 68°9     |           | 67°5      |
| Means         | 67°00    | 64°40     | 67°35  | 67°40  | 67°89 | 68°37 | 68°75 | 69°77   | 69°53      | 67°54    | 67°58     | 67°59     |



TABLE VII.—MEAN VERTICAL MAGNETIC FORCE (diminished by a Constant) FOR EACH CIVIL DAY.

(Each result is the mean of 24 hourly ordinates from the photographic register, expressed in terms of the whole Vertical Force, the unit in the table being .00001 of the whole Vertical Force. The letters u and c indicate respectively values uncorrected for, and corrected for temperature.)

1895.

Table with columns for months (January to December) and sub-columns for 'u' and 'c' values. Rows represent days of the month from 1 to 31.

At the end of the year the magnet was readjusted, thus breaking the continuity of the values.

TABLE VIII.—MEAN TEMPERATURE for each CIVIL DAY within the box inclosing the VERTICAL FORCE MAGNET.

| 1895.         |          |           |        |        |       |       |       |         |            |          |           |           |
|---------------|----------|-----------|--------|--------|-------|-------|-------|---------|------------|----------|-----------|-----------|
| Day of Month. | January. | February. | March. | April. | May.  | June. | July. | August. | September. | October. | November. | December. |
| 1             | 66°0     | 65°0      | 67°4   | 66°9   | 65°9  | 67°0  | 68°7  | 68°7    | 68°5       | 70°1     | 67°2      | 67°3      |
| 2             | 65°6     | 65°9      | 67°1   | 67°1   | 66°9  | 65°7  | 68°0  | 68°9    | 69°5       | 68°8     | 67°8      | 68°6      |
| 3             | 67°1     | 67°1      | 67°1   | 68°0   | 66°6  | 66°5  | 67°6  | 68°4    | 70°1       | 66°7     | 67°2      | 67°5      |
| 4             | 68°3     | 67°6      | 67°1   | 67°4   | 67°0  | 68°9  | 67°5  | 67°8    | 70°9       | 66°8     | 68°9      | 67°5      |
| 5             | 67°4     | 63°2      | 67°4   | 66°9   | 66°7  | 67°4  | 67°3  | 66°9    | 70°0       | 66°9     | 67°0      | 67°3      |
| 6             | 68°9     | ...       | 67°6   | 67°5   | 68°2  | 66°9  | 67°2  | 67°6    | 70°6       | 67°8     | 66°8      | 67°1      |
| 7             | 68°5     | ...       | 66°5   | 67°2   | 67°6  | 68°1  | 67°6  | 67°4    | 71°3       | 65°9     | 66°7      | 67°8      |
| 8             | 66°9     | 57°1      | 66°8   | 67°1   | 67°1  | 68°5  | 68°7  | 67°8    | 71°4       | 66°4     | 67°0      | 67°4      |
| 9             | 66°4     | 60°2      | 67°8   | 67°2   | 67°1  | 69°3  | 69°2  | 68°5    | 70°9       | 66°5     | 67°4      | 67°3      |
| 10            | 68°0     | 61°8      | 69°2   | 68°5   | 67°0  | 69°6  | 69°3  | 69°7    | 71°6       | 66°6     | 68°4      | 67°2      |
| 11            | 68°3     | 62°5      | 68°1   | 67°8   | 67°0  | 68°2  | 69°5  | 69°4    | 69°8       | 67°2     | 67°5      | 67°6      |
| 12            | 66°5     | 61°8      | 67°9   | 68°1   | 67°4  | 67°0  | 68°8  | 68°5    | 68°3       | 67°6     | 66°6      | 67°2      |
| 13            | 66°8     | 61°8      | 67°6   | 68°9   | 68°9  | 66°6  | 67°7  | 68°2    | 67°4       | 67°5     | 66°8      | 67°0      |
| 14            | 67°3     | 60°9      | 66°9   | 66°7   | 68°1  | 67°6  | 68°3  | 67°9    | 68°0       | 67°0     | 67°2      | 68°0      |
| 15            | 67°0     | 61°3      | 67°5   | 67°9   | 67°0  | 67°5  | 67°6  | 68°3    | 67°2       | 67°4     | 66°9      | 68°6      |
| 16            | 67°3     | 62°9      | 67°7   | 68°3   | 66°6  | 67°6  | 67°7  | 69°6    | 67°1       | 66°4     | 67°3      | 67°7      |
| 17            | 66°7     | 63°1      | 67°3   | 67°7   | 67°2  | 67°8  | 68°7  | 70°1    | 67°4       | 66°7     | 67°1      | 68°0      |
| 18            | 67°7     | 60°8      | 66°7   | 67°5   | 67°9  | 67°8  | 69°7  | 70°0    | 67°9       | 67°0     | 66°3      | 67°4      |
| 19            | 67°3     | 65°8      | 67°5   | 66°7   | 67°6  | 68°1  | 69°4  | 69°9    | 68°1       | 67°8     | 67°0      | 67°2      |
| 20            | 66°9     | 66°3      | 68°1   | 69°5   | 66°8  | 66°8  | 68°2  | 70°3    | 66°5       | 67°9     | 68°0      | 67°5      |
| 21            | 67°4     | 68°0      | 68°3   | 68°1   | 68°5  | 67°5  | 67°8  | 70°8    | 66°8       | 66°5     | 67°7      | 67°5      |
| 22            | 67°0     | 67°4      | 68°1   | 66°9   | 69°1  | 69°4  | 67°1  | 71°7    | 66°8       | 66°9     | 67°5      | 66°8      |
| 23            | 68°0     | 68°6      | 67°4   | 67°2   | 67°8  | 69°6  | 67°2  | 71°6    | 67°2       | 67°4     | 66°8      | 66°8      |
| 24            | 66°9     | 68°1      | 67°8   | 68°0   | 67°5  | 69°7  | 68°2  | 70°1    | 68°5       | 66°3     | 66°5      | 67°4      |
| 25            | 66°7     | 66°5      | 66°8   | 66°0   | 69°5  | 68°2  | 68°8  | 68°3    | 70°3       | 69°0     | 67°6      | 68°1      |
| 26            | 67°2     | 67°6      | 67°5   | 67°3   | 69°2  | 68°3  | 69°5  | 68°3    | 70°5       | 67°9     | 67°2      | 67°5      |
| 27            | 66°9     | 67°3      | 67°8   | 67°0   | 67°3  | 68°7  | 70°0  | 68°6    | 71°0       | 67°1     | 67°2      | 67°8      |
| 28            | 67°5     | 67°6      | 67°2   | 66°3   | 67°7  | 68°5  | 68°9  | 68°4    | 70°7       | 67°1     | 67°3      | 68°1      |
| 29            | 67°8     |           | 67°1   | 68°3   | 67°5  | 69°3  | 68°0  | 69°3    | 70°3       | 67°8     | 67°8      | 69°6      |
| 30            | 68°3     |           | 67°4   | 67°8   | 67°0  | 68°7  | 68°0  | 69°6    | 70°2       | 66°7     | 68°2      | 67°6      |
| 31            | 68°4     |           | 66°8   |        | 68°1  |       | 68°4  | 68°8    |            | 68°3     |           | ...       |
| Means         | 67°32    | 64°47     | 67°47  | 67°53  | 67°54 | 68°03 | 68°34 | 69°01   | 69°16      | 67°29    | 67°30     | 67°61     |

TABLE IX.—MONTHLY MEAN DIURNAL INEQUALITY OF VERTICAL MAGNETIC FORCE.

(The results are expressed in terms of the whole Vertical Force, diminished in each case by the smallest hourly value the unit in the table being .00001 of the whole Vertical Force. The letters u and c indicate respectively values uncorrected for, and corrected for temperature.)

1895.

Table with 13 columns for months (January-December) and 24 rows for hours (Midnight-23). Each month has two sub-columns 'u' and 'c'. A final row shows 'Means corrected for Temperature' with values like 7.2, 17.6, etc.

TABLE X.—MONTHLY MEAN TEMPERATURE at each HOUR of the DAY within the box inclosing the VERTICAL FORCE MAGNET.

1895.

Table with 13 columns for months (January-December) and 24 rows for hours (Midnight-23). A final column is labeled 'For the Year'.

TABLE XI.—MEAN MAGNETIC DECLINATION, HORIZONTAL FORCE, and VERTICAL FORCE, in each MONTH.

(The results for Horizontal Force and Vertical Force are corrected for temperature.)

| Month,<br>1895.      | DECLINATION WEST<br>in Arc. | HORIZONTAL FORCE<br>in terms of the whole<br>Horizontal Force<br>(diminished by a<br>Constant). | VERTICAL FORCE<br>in terms of the whole<br>Vertical Force<br>(diminished by a<br>Constant). | in terms of GAUSS'S METRICAL UNIT.                                      |  |  |
|----------------------|-----------------------------|---|---|---|--|--|
|                      |                             |   |   | DECLINATION<br>diminished by 16°<br>and expressed as<br>Westerly Force. | HORIZONTAL FORCE<br>(diminished by a<br>Constant). | VERTICAL FORCE<br>(diminished by a<br>Constant). |
| January .....        | 16. 58'8                    | 563   | 1248  | 3134  | 1032   | 5453   |
| February .....       | 16. 58'4                    | 572   | 1129  | 3113  | 1048   | 4933   |
| March .....          | 16. 58'0                    | 640   | 1107  | 3091  | 1173   | 4837   |
| April .....          | 16. 57'5                    | 655   | 1011  | 3065  | 1200   | 4418   |
| May.....             | 16. 56'8                    | 815   | 965   | 3027  | 1493   | 4217   |
| June .....           | 16. 55'9                    | 923   | 981   | 2979  | 1691   | 4286   |
| July.....            | 16. 55'2                    | 1012  | 962   | 2942  | 1854   | 4203   |
| August .....         | 16. 56'7                    | 1076  | 973   | 3022  | 1972   | 4252   |
| September .....      | 16. 57'5                    | 1139  | 965   | 3065  | 2087   | 4217   |
| October .....        | 16. 58'5                    | 1099  | 889   | 3118  | 2014   | 3884   |
| November .....       | 16. 58'0                    | 934   | 800   | 3091  | 1711   | 3496   |
| December .....       | 16. 57'6                    | 944   | 696   | 3070  | 1730   | 3041   |
| Means .....          | 16. 57'4                    | .....   | .....   | 3060  | .....  | .....  |
| Number of Column ... | 1                           | 2   | 3   | 4   | 5  | 6  |

The units in columns 2 and 3 are '00001 of the whole Horizontal and Vertical Forces respectively; in columns 4, 5, and 6 the unit is '00001 of the Millimètre-Milligramme-Second Unit, or '000001 of the Centimètre-Gramme-Second (C.G.S.) Unit, in terms of which units the values of whole Horizontal Force (applicable to columns 4 and 5) are 1'8323 and 0'18323 respectively for the year, and of whole Vertical Force (applicable to column 6) are 4'3695 and 0'43695 respectively for the year.

HORIZONTAL FORCE.—At the end of the year experiments were made for determination of the angle of torsion, thus breaking the continuity of the values.

VERTICAL FORCE.—At the end of the year the magnet was readjusted, thus breaking the continuity of the values.



TABLE XII.—MEAN DIURNAL INEQUALITIES OF MAGNETIC DECLINATION, HORIZONTAL FORCE, and VERTICAL FORCE, for the Year 1895.

(Each result is the mean of the twelve monthly mean values, the annual means for each element being diminished by the smallest hourly value. The results for Horizontal Force and Vertical Force are corrected for temperature.)

| Hour,<br>Greenwich<br>Civil Time. | Inequality of                  |   |   | Inequality of                                 |                  |                |
|-----------------------------------|--------------------------------|---|---|---|------------------|----------------|
|                                   | DECLINATION<br>WEST<br>in Arc. | HORIZONTAL FORCE<br>in terms of the<br>whole Horizontal<br>Force. | VERTICAL FORCE<br>in terms of the<br>whole Vertical<br>Force. | DECLINATION<br>expressed as<br>WESTERLY FORCE | HORIZONTAL FORCE | VERTICAL FORCE |
|                                   |                                |   |   | in terms of GAUSS'S METRICAL UNIT.            |                  |                |
| Midnight.                         | 0'75                           | 155'1   | 15'4  | 40'0  | 284'2            | 67'3           |
| 1 <sup>h</sup>                    | 0'91                           | 148'9   | 10'8  | 48'5  | 272'8            | 47'2           |
| 2                                 | 1'03                           | 141'4   | 9'3   | 54'9  | 259'1            | 40'6           |
| 3                                 | 1'17                           | 137'8   | 10'0  | 62'4  | 252'5            | 43'7           |
| 4                                 | 1'05                           | 139'2   | 12'4  | 56'0  | 255'1            | 54'2           |
| 5                                 | 0'70                           | 137'2   | 15'6  | 37'3  | 251'4            | 68'2           |
| 6                                 | 0'32                           | 125'4   | 19'0  | 17'1  | 229'8            | 83'0           |
| 7                                 | 0'02                           | 100'6   | 23'9  | 1'1   | 184'3            | 104'4          |
| 8                                 | 0'00                           | 64'1  | 23'1  | 0'0   | 117'5            | 100'9          |
| 9                                 | 0'70                           | 22'1  | 16'6  | 37'3  | 40'5             | 72'5           |
| 10                                | 2'59                           | 0'0   | 8'7   | 138'0   | 0'0              | 38'0           |
| 11                                | 5'13                           | 4'6   | 1'0   | 273'4   | 8'4              | 4'4            |
| Noon.                             | 7'40                           | 36'4  | 0'0   | 394'4   | 66'7             | 0'0            |
| 13 <sup>h</sup>                   | 8'41                           | 74'1  | 8'6   | 448'2   | 135'8            | 37'6           |
| 14                                | 8'05                           | 110'1   | 23'5  | 429'1   | 201'7            | 102'7          |
| 15                                | 6'81                           | 132'5   | 35'5  | 363'0   | 242'8            | 155'1          |
| 16                                | 5'31                           | 145'8   | 44'0  | 283'0   | 267'1            | 192'3          |
| 17                                | 4'00                           | 159'6   | 49'0  | 213'2   | 292'4            | 214'1          |
| 18                                | 2'98                           | 175'5   | 50'2  | 158'8   | 321'6            | 219'3          |
| 19                                | 2'08                           | 182'3   | 48'1  | 110'9   | 334'0            | 210'2          |
| 20                                | 1'36                           | 180'1   | 43'3  | 72'5  | 330'0            | 189'2          |
| 21                                | 0'94                           | 171'1   | 35'8  | 50'1  | 313'5            | 156'4          |
| 22                                | 0'75                           | 164'6   | 27'2  | 40'0  | 301'6            | 118'9          |
| 23                                | 0'64                           | 161'3   | 20'6  | 34'1  | 295'5            | 90'0           |
| Means . . .                       | 2'63                           | 119'6   | 23'0  | 140'1   | 219'1            | 100'4          |
| Number of Column                  | 1                              | 2   | 3   | 4   | 5                | 6              |

The units in columns 2 and 3 are 1/10000 of the whole Horizontal and Vertical Forces respectively; in columns 4, 5, and 6 the unit is 1/10000 of the Millimètre-Milligramme-Second Unit, or 1/10000 of the Centimètre-Gramme-Second (C.G.S.) Unit, in terms of which units the values of whole Horizontal Force (applicable to columns 4 and 5) are 1.8323 and 0.18323 respectively, and of whole Vertical Force (applicable to column 6) are 4.3695 and 0.43695 respectively.

TABLE XIII.—DIURNAL RANGE OF DECLINATION AND HORIZONTAL FORCE, on each CIVIL DAY, as deduced from the TWENTY-FOUR HOURLY MEASURES of ORDINATES of the PHOTOGRAPHIC REGISTER. (The Declination is expressed in minutes of arc; the unit for Horizontal Force is 00001 of the whole Horizontal Force. The results for Horizontal Force are corrected for temperature.)

| 1895.         |          |      |           |      |        |      |        |      |      |      |       |      |       |      |         |      |            |      |          |      |           |      |           |      |
|---------------|----------|------|-----------|------|--------|------|--------|------|------|------|-------|------|-------|------|---------|------|------------|------|----------|------|-----------|------|-----------|------|
| Day of Month. | January. |      | February. |      | March. |      | April. |      | May. |      | June. |      | July. |      | August. |      | September. |      | October. |      | November. |      | December. |      |
|               | Dec.     | H.F. | Dec.      | H.F. | Dec.   | H.F. | Dec.   | H.F. | Dec. | H.F. | Dec.  | H.F. | Dec.  | H.F. | Dec.    | H.F. | Dec.       | H.F. | Dec.     | H.F. | Dec.      | H.F. | Dec.      | H.F. |
| 1             | 14.1     | 734  | 14.0      | 226  | 14.8   | 237  | 13.1   | 343  | 12.9 | 219  | 10.8  | 393  | 17.5  | 640  | 11.5    | 266  | 10.1       | 289  | 12.4     | 435  | 9.4       | 174  | 8.3       | 147  |
| 2             | 9.6      | 295  | 15.0      | 253  | 10.8   | 277  | 14.0   | 391  | 11.8 | 366  | 15.8  | 567  | 13.1  | 380  | 11.7    | 257  | 12.2       | 322  | 7.9      | 200  | 7.2       | 287  | 8.6       | 108  |
| 3             | 5.9      | 107  | 7.0       | 182  | 13.7   | 215  | 11.1   | 263  | 9.0  | 270  | 15.6  | 535  | 10.5  | 255  | 12.0    | 277  | 11.7       | 345  | 9.5      | 188  | 7.3       | 206  | 4.3       | 155  |
| 4             | 6.1      | 122  | 5.6       | 244  | 8.6    | 195  | 11.3   | 287  | 10.7 | 266  | 18.0  | 643  | 12.2  | 450  | 9.4     | 288  | 19.6       | 568  | 9.3      | 234  | 9.2       | 207  | 4.9       | 129  |
| 5             | 2.6      | 133  | 7.0       | 163  | 11.0   | 364  | 16.1   | 317  | 10.9 | 296  | 14.8  | 458  | 13.4  | 315  | 13.4    | 227  | 12.4       | 358  | 11.7     | 359  | 8.6       | 270  | 5.0       | 124  |
| 6             | 10.6     | 299  | ...       | ...  | 9.1    | 497  | 12.8   | 379  | 12.1 | 366  | 17.1  | 451  | 18.6  | 506  | 16.1    | 219  | 10.2       | 193  | 12.3     | 362  | 6.4       | 169  | 3.4       | 168  |
| 7             | 7.2      | 134  | ...       | ...  | 6.7    | 205  | 13.2   | 256  | 17.3 | 278  | 15.9  | 420  | 13.1  | 361  | 15.7    | 316  | 7.8        | 208  | 8.0      | 296  | 4.2       | 148  | 18.8      | 496  |
| 8             | 6.5      | 213  | 16.7      | 392  | 18.6   | 270  | 13.2   | 363  | 17.5 | 366  | 16.3  | 389  | 12.6  | 259  | 14.0    | 354  | 9.0        | 198  | 12.0     | 280  | 7.8       | 335  | 11.3      | 245  |
| 9             | 11.3     | 315  | 18.1      | 496  | 11.6   | 361  | 15.8   | 318  | 15.2 | 306  | 19.4  | 322  | 16.0  | 332  | 10.8    | 272  | 7.9        | 246  | 12.7     | 307  | 28.3      | 585  | 7.2       | 272  |
| 10            | 13.6     | 164  | 17.3      | 289  | 9.0    | 247  | 16.5   | 381  | 22.0 | 383  | 16.3  | 443  | 15.2  | 350  | 17.5    | 620  | 9.4        | 195  | 7.8      | 249  | 20.9      | 374  | 9.2       | 172  |
| 11            | 8.3      | 317  | 8.1       | 264  | 7.1    | 221  | 23.3   | 774  | 13.2 | 280  | 16.7  | 468  | 18.6  | 299  | 10.7    | 420  | 10.5       | 246  | 9.9      | 248  | 13.5      | 326  | 6.2       | 108  |
| 12            | 7.0      | 151  | 6.9       | 193  | 8.5    | 262  | 13.1   | 587  | 10.7 | 265  | 16.4  | 370  | 20.0  | 252  | 13.0    | 295  | 9.1        | 260  | 15.5     | 326  | 12.4      | 311  | 8.0       | 103  |
| 13            | 2.9      | 118  | 7.2       | 224  | 23.9   | 448  | 14.6   | 472  | 10.3 | 286  | 14.7  | 402  | 19.0  | 484  | 11.3    | 324  | 11.3       | 315  | 28.6     | 357  | 14.7      | 198  | 7.3       | 133  |
| 14            | 4.2      | 125  | 14.0      | 99   | 17.0   | 399  | 12.6   | 327  | 16.0 | 315  | 18.5  | 272  | 12.8  | 505  | 8.3     | 355  | 16.4       | 380  | 14.6     | 232  | 4.2       | 124  | 9.2       | 147  |
| 15            | 6.1      | 146  | 17.4      | 235  | 13.2   | 388  | 14.7   | 340  | 16.9 | 321  | 13.1  | 227  | 7.4   | 360  | 5.7     | 225  | 18.1       | 424  | 15.2     | 317  | 21.0      | 304  | 7.2       | 137  |
| 16            | 11.5     | 162  | 16.6      | 238  | 15.8   | 283  | 19.0   | 384  | 13.5 | 301  | 12.4  | 370  | 10.5  | 270  | 9.8     | 202  | 9.8        | 261  | 12.3     | 235  | 6.8       | 166  | 5.5       | 128  |
| 17            | 12.6     | 249  | 13.6      | 340  | 12.7   | 432  | 10.0   | 337  | 10.7 | 198  | 9.2   | 275  | 9.2   | 264  | 9.3     | 307  | 11.8       | 240  | 19.7     | 565  | 6.2       | 110  | 5.5       | 155  |
| 18            | 17.4     | 174  | 7.3       | 129  | 10.2   | 225  | 14.9   | 299  | 12.5 | 375  | 10.3  | 404  | 10.8  | 237  | 15.5    | 170  | 10.6       | 269  | 7.5      | 155  | 10.4      | 133  | 5.8       | 133  |
| 19            | 14.7     | 155  | 6.8       | 133  | 9.0    | 232  | 14.2   | 377  | 10.1 | 294  | 13.8  | 327  | 12.0  | 320  | 11.3    | 229  | 14.8       | 332  | 9.6      | 220  | 7.2       | 144  | 5.1       | 121  |
| 20            | 11.6     | 197  | 9.2       | 194  | 10.6   | 192  | 11.7   | 285  | 10.9 | 333  | 15.9  | 270  | 9.3   | 358  | 12.6    | 260  | 14.5       | 303  | 12.0     | 227  | 7.8       | 176  | 6.0       | 107  |
| 21            | 7.6      | 158  | 8.0       | 171  | 13.6   | 177  | 11.4   | 332  | 14.2 | 303  | 16.9  | 372  | 14.3  | 365  | 13.9    | 337  | 10.5       | 248  | 7.5      | 177  | 6.5       | 138  | 11.4      | 318  |
| 22            | 7.6      | 111  | 9.1       | 133  | 12.6   | 245  | 12.3   | 289  | 12.9 | 360  | 16.6  | 398  | 12.2  | 324  | 11.4    | 321  | 9.8        | 228  | 8.4      | 200  | 9.2       | 210  | 10.7      | 245  |
| 23            | 6.8      | 116  | 8.6       | 253  | 11.0   | 218  | 18.4   | 334  | 11.9 | 335  | 13.7  | 314  | 12.8  | 226  | 12.5    | 312  | 9.0        | 306  | 8.2      | 218  | 19.1      | 397  | 11.4      | 175  |
| 24            | 7.5      | 101  | 22.9      | 362  | 11.8   | 160  | 11.8   | 319  | 15.8 | 326  | 13.2  | 275  | 13.7  | 351  | 11.4    | 223  | 8.4        | 264  | 7.5      | 246  | 18.3      | 373  | 12.5      | 272  |
| 25            | 5.3      | 104  | 8.4       | 161  | 15.8   | 225  | 14.6   | 374  | 16.9 | 306  | 15.3  | 339  | 11.9  | 355  | 9.5     | 254  | 12.0       | 320  | 7.8      | 189  | 7.9       | 155  | 6.9       | 214  |
| 26            | 2.5      | 117  | 7.0       | 180  | 13.7   | 277  | 13.1   | 320  | 15.6 | 218  | 12.9  | 317  | 14.9  | 494  | 10.9    | 210  | 11.1       | 256  | 14.4     | 379  | 9.7       | 234  | 5.0       | 64   |
| 27            | 2.5      | 108  | 10.0      | 113  | 14.4   | 284  | 13.2   | 401  | 14.0 | 385  | 12.6  | 375  | 14.6  | 480  | 9.7     | 181  | 7.2        | 193  | 14.4     | 476  | 11.2      | 130  | 7.1       | 87   |
| 28            | 6.2      | 124  | 12.2      | 194  | 14.0   | 282  | 11.3   | 293  | 16.0 | 310  | 10.6  | 350  | 10.0  | 390  | 8.2     | 125  | 9.2        | 186  | 20.6     | 272  | 10.4      | 219  | 3.3       | 77   |
| 29            | 6.5      | 219  | ...       | ...  | 10.0   | 359  | 12.2   | 293  | 10.8 | 454  | 14.3  | 343  | 12.9  | 275  | 9.4     | 211  | 10.2       | 190  | 15.0     | 332  | 7.7       | 182  | 4.5       | 88   |
| 30            | 4.8      | 87   | ...       | ...  | 13.8   | 317  | 11.0   | 355  | 13.6 | 198  | 15.9  | 585  | 11.9  | 369  | 14.5    | 219  | 14.1       | 587  | 10.8     | 351  | 6.3       | 168  | 6.5       | 115  |
| 31            | 3.8      | 65   | ...       | ...  | 13.5   | 435  | ...    | ...  | 16.0 | 383  | ...   | ...  | 12.7  | 359  | 13.4    | 256  | ...        | ...  | 10.0     | 203  | ...       | ...  | 5.4       | 136  |
| Means .....   | 7.9      | 181  | 11.3      | 225  | 12.5   | 288  | 13.8   | 360  | 13.6 | 312  | 14.8  | 389  | 13.3  | 361  | 11.8    | 275  | 11.3       | 291  | 12.0     | 285  | 10.7      | 232  | 7.5       | 164  |

The mean of the twelve monthly values is, for Declination 11.71, and for Horizontal Force 280.2.

TABLE XIV.—MONTHLY MEAN DIURNAL RANGE, and SUMS of HOURLY DEVIATIONS from MEAN, for DECLINATION, HORIZONTAL FORCE, and VERTICAL FORCE, as deduced from the Monthly Mean Diurnal Inequalities, Tables II., V., and IX. (The Declination is expressed in minutes of arc: the units for Horizontal Force and Vertical Force are 00001 of the whole Horizontal and Vertical Forces respectively. The results for Horizontal Force and Vertical Force are corrected for temperature.)

| Month, 1895.    | Difference between the Greatest and Least of the 24 Hourly Values. |                   |                 | Sums of the 24 Hourly Deviations from the Mean Value. |                   |                 |
|-----------------|--|-------------------|-----------------|---|-------------------|-----------------|
|                 | Declination.   | Horizontal Force. | Vertical Force. | Declination.  | Horizontal Force. | Vertical Force. |
| January .....   | 6.3  | 90                | 19              | 32.8  | 433               | 128             |
| February .....  | 8.5  | 115               | 53              | 48.4  | 540               | 361             |
| March .....     | 9.5  | 210               | 67              | 58.9  | 1093              | 415             |
| April .....     | 12.6   | 305               | 67              | 68.5  | 1856              | 380             |
| May .....       | 12.4   | 268               | 85              | 72.0  | 1583              | 414             |
| June .....      | 13.7   | 335               | 84              | 79.3  | 2051              | 433             |
| July .....      | 12.1   | 297               | 67              | 71.3  | 1891              | 355             |
| August .....    | 10.1   | 219               | 52              | 57.2  | 1399              | 269             |
| September ..... | 9.4  | 220               | 37              | 53.6  | 1321              | 218             |
| October .....   | 8.2  | 187               | 49              | 51.8  | 1089              | 350             |
| November .....  | 7.4  | 111               | 49              | 37.3  | 674               | 353             |
| December .....  | 5.5  | 72                | 34              | 29.4  | 333               | 244             |
| Means .....     | 9.64   | 202.4             | 55.2            | 55.04   | 1188.6            | 326.7           |

TABLE XV.—VALUES of the CO-EFFICIENTS in the PERIODICAL EXPRESSION

$$V_t = m + a_1 \cos t + b_1 \sin t + a_2 \cos 2t + b_2 \sin 2t + a_3 \cos 3t + b_3 \sin 3t + a_4 \cos 4t + b_4 \sin 4t$$

(in which  $t$  is the time from Greenwich mean midnight converted into arc at the rate of  $15^\circ$  to each hour, and  $V_t$  the mean value of the magnetic element at the time  $t$  for each month and for the year, as given in Tables II., V., IX., and XII., the values for Horizontal Force and Vertical Force being corrected for temperature).

The values of the co-efficients for Declination are given in minutes of arc: the units for Horizontal Force and Vertical Force are  $\frac{1}{10000}$  of the whole Horizontal and Vertical Forces respectively.

| Month, 1895.             | $m$   | $a_1$  | $b_1$   | $a_2$  | $b_2$  | $a_3$  | $b_3$  | $a_4$  | $b_4$  |
|--------------------------|-------|--------|---------|--------|--------|--------|--------|--------|--------|
| <b>DECLINATION WEST.</b> |       |        |         |        |        |        |        |        |        |
| January .....            | 2.92  | - 2.04 | - 0.16  | + 0.39 | + 0.95 | - 0.24 | + 0.29 | + 0.42 | + 0.07 |
| February.....            | 3.34  | - 3.02 | - 0.89  | + 0.27 | + 1.31 | - 0.46 | - 0.48 | + 0.25 | + 0.25 |
| March .....              | 2.77  | - 2.94 | - 1.27  | + 1.16 | + 2.10 | - 0.65 | - 0.94 | + 0.35 | + 0.23 |
| April .....              | 4.86  | - 2.65 | - 2.32  | + 2.07 | + 2.57 | - 0.92 | - 0.70 | + 0.32 | + 0.13 |
| May .....                | 5.22  | - 2.92 | - 3.02  | + 2.03 | + 1.90 | - 0.82 | - 0.34 | + 0.16 | - 0.13 |
| June.....                | 6.15  | - 2.69 | - 4.03  | + 2.14 | + 2.13 | - 0.55 | - 0.40 | + 0.04 | - 0.02 |
| July .....               | 4.97  | - 2.63 | - 3.56  | + 1.58 | + 1.65 | - 0.63 | - 0.62 | - 0.10 | + 0.16 |
| August.....              | 3.69  | - 2.56 | - 2.39  | + 1.76 | + 1.21 | - 0.90 | - 0.67 | + 0.14 | + 0.17 |
| September .....          | 3.30  | - 2.59 | - 1.65  | + 1.57 | + 1.40 | - 0.99 | - 0.37 | + 0.25 | + 0.11 |
| October.....             | 2.64  | - 3.12 | - 0.74  | + 0.92 | + 1.31 | - 0.53 | - 0.60 | + 0.39 | + 0.11 |
| November .....           | 3.54  | - 2.46 | + 0.05  | + 0.19 | + 1.40 | - 0.44 | - 0.06 | + 0.37 | + 0.32 |
| December.....            | 2.17  | - 1.88 | - 0.24  | + 0.28 | + 0.78 | - 0.39 | - 0.13 | + 0.14 | + 0.07 |
| For the Year .....       | 2.63  | - 2.62 | - 1.69  | + 1.20 | + 1.56 | - 0.63 | - 0.42 | + 0.23 | + 0.12 |
| <b>HORIZONTAL FORCE.</b> |       |        |         |        |        |        |        |        |        |
| January .....            | 50.7  | + 14.2 | + 6.9   | - 21.4 | + 12.4 | + 6.4  | - 11.7 | + 0.7  | + 8.3  |
| February.....            | 72.9  | + 22.5 | + 1.0   | - 22.7 | - 0.6  | + 3.5  | - 21.8 | - 4.4  | + 10.6 |
| March .....              | 147.8 | + 66.9 | - 12.2  | - 31.9 | + 8.6  | + 16.5 | - 25.3 | - 2.6  | + 9.1  |
| April.....               | 207.1 | + 99.3 | - 66.0  | - 38.4 | + 32.9 | + 5.8  | - 20.1 | + 8.0  | + 9.4  |
| May .....                | 152.0 | + 68.6 | - 78.0  | - 31.9 | + 28.0 | - 5.9  | - 5.0  | + 9.9  | + 3.0  |
| June .....               | 189.0 | + 84.0 | - 106.9 | - 30.1 | + 33.9 | - 9.4  | - 8.1  | + 9.2  | + 5.3  |
| July .....               | 174.4 | + 86.8 | - 87.5  | - 32.1 | + 28.1 | - 1.0  | - 10.2 | + 0.8  | + 4.3  |
| August.....              | 136.8 | + 71.1 | - 55.8  | - 21.1 | + 26.1 | - 3.3  | - 14.8 | + 0.7  | + 7.4  |
| September .....          | 148.4 | + 71.3 | - 48.7  | - 18.8 | + 29.1 | - 7.6  | - 18.2 | + 9.0  | + 7.7  |
| October.....             | 136.9 | + 62.5 | - 15.4  | - 30.3 | + 22.9 | + 3.5  | - 23.6 | + 8.0  | + 10.0 |
| November .....           | 68.6  | + 33.0 | + 7.6   | - 32.7 | + 2.6  | + 6.3  | - 2.4  | + 0.4  | + 2.2  |
| December.....            | 36.8  | + 11.0 | + 8.7   | - 19.9 | - 0.9  | + 7.1  | - 7.9  | + 0.9  | - 0.1  |
| For the Year .....       | 119.6 | + 57.6 | - 37.2  | - 27.6 | + 18.6 | + 1.8  | - 14.1 | + 3.4  | + 6.4  |
| <b>VERTICAL FORCE.</b>   |       |        |         |        |        |        |        |        |        |
| January .....            | 7.2   | - 0.2  | - 7.8   | - 2.3  | - 0.9  | + 0.2  | + 0.1  | - 0.9  | + 1.0  |
| February.....            | 17.6  | - 0.3  | - 20.2  | - 12.8 | - 0.2  | + 2.1  | + 2.3  | - 2.7  | - 0.6  |
| March .....              | 25.8  | + 0.3  | - 21.1  | - 18.2 | - 2.9  | + 5.4  | + 2.1  | - 3.8  | + 0.7  |
| April.....               | 33.3  | + 5.9  | - 17.3  | - 17.6 | - 4.8  | + 7.1  | - 0.5  | - 0.7  | + 1.9  |
| May .....                | 45.4  | + 16.6 | - 18.0  | - 21.3 | 0.0    | + 4.4  | - 1.1  | + 0.3  | + 1.7  |
| June .....               | 43.9  | + 11.0 | - 13.4  | - 25.2 | - 5.9  | + 4.0  | - 0.9  | - 1.1  | - 0.1  |
| July .....               | 32.3  | + 6.0  | - 15.9  | - 18.3 | - 2.6  | + 7.4  | + 0.1  | - 0.1  | - 0.5  |
| August.....              | 29.1  | + 4.4  | - 10.5  | - 14.1 | - 1.9  | + 7.0  | - 0.4  | - 2.2  | + 0.2  |
| September.....           | 22.1  | + 0.8  | - 6.2   | - 10.5 | - 2.3  | + 6.7  | - 2.2  | - 2.8  | + 1.9  |
| October.....             | 20.4  | - 4.4  | - 19.6  | - 11.0 | - 2.0  | + 5.5  | - 0.5  | - 2.7  | + 1.6  |
| November .....           | 21.2  | - 5.8  | - 20.8  | - 7.3  | 0.0    | + 2.0  | - 1.6  | - 2.2  | + 1.1  |
| December.....            | 15.9  | - 6.5  | - 13.4  | - 5.3  | + 0.2  | + 1.4  | - 2.1  | - 1.6  | + 1.9  |
| For the Year .....       | 23.0  | + 2.3  | - 15.3  | - 13.7 | - 1.9  | + 4.4  | - 0.4  | - 1.7  | + 0.9  |

TABLE XVI.—VALUES of the CO-EFFICIENTS and CONSTANT ANGLES in the PERIODICAL EXPRESSIONS

$$V_t = m + c_1 \sin(t + a) + c_2 \sin(2t + \beta) + c_3 \sin(3t + \gamma) + c_4 \sin(4t + \delta)$$

$$V_{t'} = m + c_1 \sin(t' + a') + c_2 \sin(2t' + \beta') + c_3 \sin(3t' + \gamma') + c_4 \sin(4t' + \delta')$$

(in which  $t$  and  $t'$  are the times from Greenwich mean midnight and apparent midnight respectively, converted into arc at the rate of  $15^\circ$  to each hour, and  $V_t, V_{t'}$  the mean value of the magnetic element at the time  $t$  or  $t'$  for each month and for the year, as given in Tables II., V., IX., and XII., the values for Horizontal Force and Vertical Force being corrected for temperature).

The values of the coefficients for Declination are given in minutes of arc: the units for Horizontal Force and Vertical Force are 1/10000 of the whole Horizontal and Vertical Forces respectively.

| Month, 1895.       | $m$   | $c_1$ | $a$    | $a'$   | $c_2$ | $\beta$ | $\beta'$ | $c_3$ | $\gamma$ | $\gamma'$ | $c_4$ | $\delta$ | $\delta'$ |
|--------------------|-------|-------|--------|--------|-------|---------|----------|-------|----------|-----------|-------|----------|-----------|
| DECLINATION WEST.  |       |       |        |        |       |         |          |       |          |           |       |          |           |
| January .....      | 2'92  | 2'04  | 265.35 | 267.58 | 1'03  | 22.10   | 26.56    | 0'38  | 320.39   | 327.48    | 0'43  | 81.13    | 90.45     |
| February .....     | 3'34  | 3'14  | 253.32 | 257.1  | 1'34  | 11.44   | 18.42    | 0'66  | 223.47   | 234.14    | 0'35  | 44.14    | 58.10     |
| March .....        | 2'77  | 3'20  | 246.34 | 248.44 | 2'40  | 28.47   | 33.7     | 1'14  | 214.37   | 221.7     | 0'42  | 56.36    | 65.16     |
| April.....         | 4'86  | 3'52  | 228.45 | 228.47 | 3'30  | 38.51   | 38.55    | 1'16  | 233.1    | 233.7     | 0'34  | 67.41    | 67.49     |
| May .....          | 5'22  | 4'20  | 224.2  | 223.10 | 2'78  | 46.54   | 45.10    | 0'89  | 247.47   | 245.11    | 0'20  | 129.23   | 125.55    |
| June .....         | 6'15  | 4'84  | 213.41 | 213.46 | 3'02  | 45.14   | 45.24    | 0'68  | 234.12   | 234.27    | 0'04  | 120.1    | 120.21    |
| July .....         | 4'97  | 4'42  | 216.27 | 217.49 | 2'28  | 43.41   | 46.25    | 0'88  | 225.14   | 229.20    | 0'19  | 327.52   | 333.20    |
| August .....       | 3'69  | 3'50  | 227.0  | 227.57 | 2'14  | 55.29   | 57.23    | 1'12  | 233.24   | 236.15    | 0'22  | 39.40    | 43.28     |
| September .....    | 3'30  | 3'07  | 237.31 | 236.16 | 2'11  | 48.22   | 45.52    | 1'06  | 249.31   | 245.46    | 0'27  | 66.13    | 61.13     |
| October.....       | 2'64  | 3'21  | 256.38 | 253.8  | 1'60  | 35.16   | 28.16    | 0'80  | 221.26   | 210.56    | 0'40  | 74.23    | 60.23     |
| November .....     | 3'54  | 2'46  | 271.5  | 267.25 | 1'42  | 7.53    | 0.33     | 0'45  | 261.47   | 250.47    | 0'49  | 48.46    | 34.6      |
| December.....      | 2'17  | 1'90  | 262.42 | 261.41 | 0'83  | 19.33   | 17.31    | 0'41  | 251.45   | 248.42    | 0'16  | 62.54    | 58.50     |
| For the Year ..... | 2'63  | 3'12  | 237.17 | 237.17 | 1'97  | 37.32   | 37.32    | 0'75  | 236.20   | 236.20    | 0'26  | 61.35    | 61.35     |
| HORIZONTAL FORCE.  |       |       |        |        |       |         |          |       |          |           |       |          |           |
| January .....      | 50'7  | 15'8  | 64.1   | 66.24  | 24'8  | 300.8   | 304.54   | 13'3  | 151.10   | 158.19    | 8'3   | 4.53     | 14.25     |
| February .....     | 72'9  | 22'5  | 87.32  | 91.1   | 22'7  | 268.25  | 275.23   | 22'1  | 170.50   | 181.17    | 11'5  | 337.35   | 351.31    |
| March .....        | 147'8 | 68'0  | 100.21 | 102.31 | 33'1  | 285.2   | 289.22   | 30'2  | 146.50   | 153.20    | 9'5   | 344.8    | 352.48    |
| April.....         | 207'1 | 119'3 | 123.36 | 123.38 | 50'5  | 310.35  | 310.39   | 20'9  | 163.57   | 164.3     | 12'4  | 40.6     | 40.14     |
| May .....          | 152'0 | 103'9 | 138.39 | 137.47 | 42'5  | 311.21  | 309.37   | 7'7   | 229.23   | 226.47    | 10'3  | 73.19    | 69.51     |
| June .....         | 189'0 | 136'0 | 141.51 | 141.56 | 45'4  | 318.22  | 318.32   | 12'4  | 229.7    | 229.22    | 10'6  | 59.46    | 60.6      |
| July .....         | 174'4 | 123'2 | 135.14 | 136.36 | 42'7  | 311.13  | 313.57   | 10'3  | 185.32   | 189.38    | 4'4   | 10.53    | 16.21     |
| August .....       | 136'8 | 90'3  | 128.7  | 129.4  | 33'6  | 321.9   | 323.3    | 15'2  | 192.36   | 195.27    | 7'4   | 5.49     | 9.37      |
| September .....    | 148'4 | 86'3  | 124.20 | 123.5  | 34'6  | 327.10  | 324.40   | 19'7  | 202.43   | 198.58    | 11'9  | 49.29    | 44.29     |
| October.....       | 136'9 | 64'4  | 103.49 | 100.19 | 38'0  | 307.5   | 300.5    | 23'9  | 171.38   | 161.8     | 12'9  | 38.43    | 24.43     |
| November .....     | 68'6  | 33'9  | 77.5   | 73.25  | 32'8  | 274.32  | 267.12   | 6'7   | 110.47   | 99.47     | 2'3   | 9.32     | 354.52    |
| December.....      | 36'8  | 14'0  | 51.42  | 50.41  | 19'9  | 267.16  | 265.14   | 10'6  | 138.10   | 135.7     | 0'9   | 94.54    | 90.50     |
| For the Year ..... | 119'6 | 68'6  | 122.51 | 122.51 | 33'3  | 303.59  | 303.59   | 14'2  | 172.36   | 172.36    | 7'3   | 27.40    | 27.40     |
| VERTICAL FORCE.    |       |       |        |        |       |         |          |       |          |           |       |          |           |
| January .....      | 7'2   | 7'8   | 181.28 | 183.51 | 2'5   | 248.40  | 253.26   | 0'2   | 48.11    | 55.20     | 1'4   | 317.44   | 327.16    |
| February .....     | 17'6  | 20'2  | 180.57 | 184.26 | 12'8  | 269.20  | 276.18   | 3'1   | 42.45    | 53.12     | 2'8   | 256.30   | 270.26    |
| March .....        | 25'8  | 21'1  | 179.18 | 181.28 | 18'4  | 260.48  | 265.8    | 5'8   | 69.0     | 75.30     | 3'8   | 280.57   | 289.37    |
| April.....         | 33'3  | 18'3  | 160.58 | 161.0  | 18'2  | 254.46  | 254.50   | 7'1   | 94.23    | 94.29     | 2'0   | 340.26   | 340.34    |
| May .....          | 45'4  | 24'4  | 137.23 | 136.31 | 21'3  | 270.5   | 268.21   | 4'5   | 104.13   | 101.37    | 1'7   | 9.59     | 6.31      |
| June .....         | 43'9  | 17'3  | 140.45 | 140.50 | 25'9  | 256.55  | 257.5    | 4'1   | 102.45   | 103.0     | 1'1   | 262.33   | 262.53    |
| July .....         | 32'3  | 17'0  | 159.24 | 160.46 | 18'4  | 262.1   | 264.45   | 7'4   | 89.5     | 93.11     | 0'5   | 193.49   | 199.17    |
| August .....       | 29'1  | 11'4  | 157.26 | 158.23 | 14'2  | 262.23  | 264.17   | 7'0   | 93.13    | 96.4      | 2'2   | 275.36   | 279.24    |
| September .....    | 22'1  | 6'3   | 172.11 | 170.56 | 10'7  | 257.26  | 254.56   | 7'0   | 108.1    | 104.16    | 3'3   | 304.17   | 299.17    |
| October.....       | 20'4  | 20'1  | 192.45 | 189.15 | 11'1  | 259.53  | 252.53   | 5'5   | 94.54    | 84.24     | 3'1   | 300.50   | 286.50    |
| November .....     | 21'2  | 21'6  | 195.30 | 191.50 | 7'3   | 270.12  | 262.52   | 2'6   | 128.46   | 117.46    | 2'5   | 296.8    | 281.28    |
| December.....      | 15'9  | 14'9  | 205.53 | 204.52 | 5'3   | 272.10  | 270.8    | 2'5   | 146.53   | 143.50    | 2'5   | 319.49   | 315.45    |
| For the Year ..... | 23'0  | 15'5  | 171.28 | 171.28 | 13'8  | 261.59  | 261.59   | 4'4   | 95.2     | 95.2      | 1'9   | 297.22   | 297.22    |

TABLE XVII.—SEPARATE RESULTS of OBSERVATIONS of MAGNETIC DIP made in the Year 1895.

| Greenwich Civil Time, 1895. | Needle. | Magnetic Dip. | Observer. | Greenwich Civil Time, 1895. | Needle. | Magnetic Dip. | Observer. | Greenwich Civil Time, 1895. | Needle. | Magnetic Dip. | Observer. |
|-----------------------------|---------|---------------|-----------|-----------------------------|---------|---------------|-----------|-----------------------------|---------|---------------|-----------|
| d h                         |         | o ' "         |           | d h                         |         | o ' "         |           | d h                         |         | o ' "         |           |
| Jan. 3. 14                  | C 1     | 67. 14. 41    | C         | May 6. 15                   | C 2     | 67. 14. 19    | C         | Sept. 3. 16                 | B 1     | 67. 11. 39    | C         |
| 4. 15                       | D 1     | 67. 16. 53    | C         | 7. 13                       | B 2     | 67. 13. 59    | C         | 4. 16                       | B 2     | 67. 12. 29    | N         |
| 8. 14                       | D 2     | 67. 18. 4     | C         | 8. 16                       | B 1     | 67. 13. 34    | C         | 6. 15                       | C 2     | 67. 10. 17    | C         |
| 10. 14                      | C 2     | 67. 15. 34    | C         | 9. 15                       | C 1     | 67. 10. 55    | C         | 10. 15                      | D 1     | 67. 9. 18     | C         |
| 13. 13                      | B 1     | 67. 15. 41    | C         | 10. 15                      | C 1     | 67. 10. 54    | C         | 12. 16                      | D 2     | 67. 13. 28    | N         |
| 15. 14                      | B 2     | 67. 16. 16    | C         | 13. 15                      | D 2     | 67. 14. 18    | C         | 16. 16                      | C 1     | 67. 14. 16    | N         |
| 18. 14                      | B 2     | 67. 15. 12    | N         | 14. 16                      | D 1     | 67. 11. 45    | C         | 18. 13                      | C 1     | 67. 13. 20    | C         |
| 21. 14                      | B 1     | 67. 15. 34    | N         | 15. 16                      | C 1     | 67. 11. 27    | N         | 18. 16                      | D 2     | 67. 11. 36    | N         |
| 23. 15                      | C 2     | 67. 15. 22    | N         | 21. 15                      | D 1     | 67. 11. 59    | N         | 19. 15                      | D 2     | 67. 13. 52    | N         |
| 24. 16                      | D 2     | 67. 17. 21    | N         | 22. 16                      | D 2     | 67. 12. 30    | N         | 20. 15                      | D 1     | 67. 11. 52    | C         |
| 28. 15                      | D 1     | 67. 15. 23    | N         | 27. 16                      | B 1     | 67. 8. 4      | N         | 24. 16                      | C 2     | 67. 12. 37    | N         |
| 31. 15                      | C 1     | 67. 13. 9     | N         | 28. 16                      | B 2     | 67. 9. 2      | N         | 26. 16                      | B 1     | 67. 10. 41    | N         |
|                             |         |               |           | 31. 16                      | C 2     | 67. 10. 17    | N         | 27. 15                      | B 2     | 67. 12. 13    | C         |
| Feb. 1. 15                  | C 2     | 67. 15. 34    | N         | June 4. 16                  | B 1     | 67. 10. 50    | N         | Oct. 4. 15                  | C 1     | 67. 11. 17    | C         |
| 4. 15                       | B 2     | 67. 14. 33    | N         | 6. 15                       | B 2     | 67. 8. 6      | N         | 4. 16                       | D 1     | 67. 14. 55    | C         |
| 7. 15                       | B 1     | 67. 16. 19    | N         | 7. 15                       | C 2     | 67. 9. 57     | N         | 8. 15                       | D 2     | 67. 12. 45    | C         |
| 8. 15                       | C 1     | 67. 14. 14    | N         | 11. 15                      | D 1     | 67. 12. 14    | N         | 10. 16                      | C 2     | 67. 10. 33    | C         |
| 12. 15                      | D 2     | 67. 16. 27    | N         | 12. 16                      | D 2     | 67. 10. 19    | N         | 14. 15                      | B 1     | 67. 12. 34    | C         |
| 13. 15                      | D 1     | 67. 17. 11    | N         | 15. 12                      | C 1     | 67. 7. 4      | N         | 15. 15                      | B 2     | 67. 12. 13    | C         |
| 16. 12                      | D 1     | 67. 16. 0     | C         | 20. 16                      | C 1     | 67. 7. 10     | N         | 16. 12                      | B 2     | 67. 10. 29    | N         |
| 19. 14                      | D 2     | 67. 16. 7     | C         | 21. 15                      | D 2     | 67. 8. 43     | C         | 21. 15                      | B 1     | 67. 11. 0     | N         |
| 21. 14                      | C 1     | 67. 14. 37    | C         | 25. 12                      | D 1     | 67. 9. 41     | C         | 23. 15                      | C 2     | 67. 11. 13    | N         |
| 22. 14                      | B 1     | 67. 15. 24    | C         | 25. 13                      | C 2     | 67. 10. 25    | C         | 24. 16                      | D 2     | 67. 14. 32    | N         |
| 26. 15                      | B 2     | 67. 14. 1     | C         | 26. 15                      | B 2     | 67. 8. 18     | C         | 25. 13                      | D 1     | 67. 12. 20    | N         |
| 27. 14                      | C 2     | 67. 13. 44    | C         | 28. 16                      | B 1     | 67. 8. 25     | C         | 25. 15                      | C 2     | 67. 11. 17    | N         |
|                             |         |               |           |                             |         |               |           | 28. 16                      | C 1     | 67. 13. 13    | N         |
| Mar. 5. 15                  | B 1     | 67. 15. 34    | C         | July 3. 15                  | C 1     | 67. 7. 36     | C         | Nov. 1. 16                  | C 2     | 67. 10. 50    | N         |
| 5. 16                       | B 2     | 67. 15. 9     | C         | 5. 14                       | D 1     | 67. 9. 20     | C         | 5. 16                       | B 2     | 67. 8. 48     | N         |
| 7. 15                       | C 2     | 67. 15. 7     | N         | 8. 15                       | D 2     | 67. 7. 54     | C         | 7. 15                       | B 1     | 67. 9. 14     | N         |
| 8. 15                       | D 1     | 67. 16. 13    | N         | 10. 15                      | C 2     | 67. 8. 5      | C         | 11. 16                      | C 1     | 67. 11. 46    | N         |
| 12. 15                      | D 2     | 67. 16. 53    | N         | 12. 15                      | B 1     | 67. 6. 6      | C         | 13. 15                      | D 2     | 67. 12. 49    | N         |
| 13. 15                      | C 1     | 67. 14. 51    | N         | 15. 16                      | B 2     | 67. 9. 24     | C         | 14. 13                      | D 1     | 67. 12. 59    | N         |
| 18. 16                      | C 1     | 67. 15. 22    | N         | 18. 16                      | B 2     | 67. 9. 45     | N         | 20. 13                      | D 1     | 67. 11. 58    | C         |
| 20. 15                      | D 2     | 67. 16. 47    | N         | 19. 14                      | B 1     | 67. 6. 29     | C         | 21. 13                      | D 2     | 67. 13. 35    | C         |
| 22. 16                      | D 1     | 67. 15. 24    | N         | 22. 14                      | C 2     | 67. 9. 18     | C         | 25. 12                      | C 1     | 67. 12. 25    | C         |
| 26. 16                      | C 2     | 67. 15. 24    | N         | 24. 15                      | D 2     | 67. 9. 6      | C         | 26. 13                      | B 1     | 67. 12. 54    | C         |
| 27. 16                      | B 2     | 67. 14. 30    | N         | 26. 16                      | D 1     | 67. 10. 18    | N         | 27. 14                      | B 2     | 67. 10. 38    | C         |
| 30. 13                      | B 1     | 67. 12. 36    | N         | 30. 15                      | C 1     | 67. 9. 9      | C         | 30. 12                      | C 2     | 67. 12. 28    | C         |
| Apr. 6. 11                  | C 1     | 67. 15. 18    | N         | Aug. 1. 16                  | C 2     | 67. 10. 6     | N         | Dec. 2. 15                  | B 1     | 67. 9. 59     | C         |
| 6. 12                       | D 1     | 67. 16. 21    | N         | 3. 12                       | B 2     | 67. 9. 55     | N         | 5. 15                       | C 2     | 67. 10. 30    | C         |
| 8. 16                       | D 2     | 67. 14. 39    | N         | 6. 16                       | B 1     | 67. 6. 47     | N         | 6. 15                       | B 2     | 67. 10. 33    | C         |
| 9. 15                       | C 2     | 67. 13. 6     | N         | 12. 15                      | C 1     | 67. 11. 4     | C         | 9. 14                       | D 1     | 67. 10. 42    | C         |
| 10. 16                      | B 1     | 67. 13. 12    | N         | 12. 16                      | D 2     | 67. 12. 30    | C         | 11. 13                      | D 2     | 67. 12. 12    | C         |
| 16. 16                      | B 2     | 67. 11. 29    | N         | 13. 15                      | D 2     | 67. 12. 31    | C         | 13. 15                      | C 1     | 67. 14. 34    | N         |
| 20. 11                      | B 2     | 67. 13. 0     | C         | 15. 14                      | D 1     | 67. 10. 37    | C         | 16. 16                      | C 1     | 67. 11. 20    | N         |
| 24. 15                      | B 1     | 67. 13. 23    | C         | 17. 12                      | D 1     | 67. 12. 28    | N         | 19. 14                      | D 2     | 67. 11. 34    | N         |
| 26. 14                      | C 2     | 67. 12. 10    | C         | 19. 14                      | D 2     | 67. 12. 28    | N         | 19. 15                      | C 1     | 67. 10. 57    | N         |
| 29. 15                      | D 2     | 67. 12. 21    | C         | 20. 12                      | C 1     | 67. 10. 7     | N         | 21. 12                      | D 1     | 67. 10. 21    | N         |
| 30. 13                      | D 1     | 67. 12. 43    | C         | 23. 16                      | B 1     | 67. 9. 36     | N         | 24. 12                      | C 2     | 67. 13. 11    | N         |
| 30. 15                      | C 1     | 67. 10. 8     | C         | 27. 15                      | B 2     | 67. 10. 58    | N         | 27. 15                      | B 2     | 67. 8. 36     | N         |
|                             |         |               |           | 30. 16                      | C 2     | 67. 9. 9      | C         | 27. 15                      | B 1     | 67. 7. 23     | N         |

The needles B 1 and B 2 are 9 inches in length ; C 1 and C 2, 6 inches ; and D 1 and D 2, 3 inches.  
The initials N and C are those of Mr. Nash and Mr. Claxton.

TABLE XVIII.—MONTHLY and YEARLY MEANS of MAGNETIC DIP in the Year 1895.

| Monthly Means of Magnetic Dip. |                        |                               |                        |                               |                        |                               |
|--------------------------------|------------------------|-------------------------------|------------------------|-------------------------------|------------------------|-------------------------------|
| Month, 1895.                   | B 1,<br>9-inch Needle. | Number<br>of<br>Observations. | B 2,<br>9-inch Needle. | Number<br>of<br>Observations. | C 1,<br>6-inch Needle. | Number<br>of<br>Observations. |
|                                | ° ' "                  |                               | ° ' "                  |                               | ° ' "                  |                               |
| January .....                  | 67. 15. 37             | 2                             | 67. 15. 44             | 2                             | 67. 13. 55             | 2                             |
| February .....                 | 67. 15. 52             | 2                             | 67. 14. 17             | 2                             | 67. 14. 25             | 2                             |
| March .....                    | 67. 14. 5              | 2                             | 67. 14. 49             | 2                             | 67. 15. 6              | 2                             |
| April .....                    | 67. 13. 17             | 2                             | 67. 12. 14             | 2                             | 67. 12. 43             | 2                             |
| May .....                      | 67. 10. 49             | 2                             | 67. 11. 30             | 2                             | 67. 11. 5              | 3                             |
| June .....                     | 67. 9. 37              | 2                             | 67. 8. 12              | 2                             | 67. 7. 7               | 2                             |
| July .....                     | 67. 6. 17              | 2                             | 67. 9. 35              | 2                             | 67. 8. 22              | 2                             |
| August .....                   | 67. 8. 12              | 2                             | 67. 10. 27             | 2                             | 67. 10. 36             | 2                             |
| September .....                | 67. 11. 10             | 2                             | 67. 12. 21             | 2                             | 67. 13. 48             | 2                             |
| October .....                  | 67. 11. 47             | 2                             | 67. 11. 21             | 2                             | 67. 12. 15             | 2                             |
| November .....                 | 67. 11. 4              | 2                             | 67. 9. 43              | 2                             | 67. 12. 6              | 2                             |
| December .....                 | 67. 8. 41              | 2                             | 67. 9. 34              | 2                             | 67. 12. 17             | 3                             |
| Means .....                    | 67. 11. 22             | Sum<br>24                     | 67. 11. 39             | Sum<br>24                     | 67. 11. 57             | Sum<br>26                     |

| Month, 1895.    | C 2,<br>6-inch Needle. | Number<br>of<br>Observations. | D 1,<br>3-inch Needle. | Number<br>of<br>Observations. | D 2,<br>3-inch Needle. | Number<br>of<br>Observations. |
|-----------------|------------------------|-------------------------------|------------------------|-------------------------------|------------------------|-------------------------------|
|                 | ° ' "                  |                               | ° ' "                  |                               | ° ' "                  |                               |
| January .....   | 67. 15. 28             | 2                             | 67. 16. 8              | 2                             | 67. 17. 43             | 2                             |
| February .....  | 67. 14. 39             | 2                             | 67. 16. 36             | 2                             | 67. 16. 17             | 2                             |
| March .....     | 67. 15. 16             | 2                             | 67. 15. 49             | 2                             | 67. 16. 50             | 2                             |
| April .....     | 67. 12. 38             | 2                             | 67. 14. 32             | 2                             | 67. 13. 30             | 2                             |
| May .....       | 67. 12. 18             | 2                             | 67. 11. 52             | 2                             | 67. 13. 24             | 2                             |
| June .....      | 67. 10. 11             | 2                             | 67. 10. 58             | 2                             | 67. 9. 31              | 2                             |
| July .....      | 67. 8. 41              | 2                             | 67. 9. 49              | 2                             | 67. 8. 30              | 2                             |
| August .....    | 67. 9. 37              | 2                             | 67. 11. 32             | 2                             | 67. 12. 30             | 3                             |
| September ..... | 67. 11. 27             | 2                             | 67. 10. 35             | 2                             | 67. 12. 59             | 3                             |
| October .....   | 67. 11. 1              | 3                             | 67. 13. 37             | 2                             | 67. 13. 38             | 2                             |
| November .....  | 67. 11. 39             | 2                             | 67. 12. 28             | 2                             | 67. 13. 12             | 2                             |
| December.....   | 67. 11. 51             | 2                             | 67. 10. 32             | 2                             | 67. 11. 53             | 2                             |
| Means .....     | 67. 12. 1              | Sum<br>25                     | 67. 12. 52             | Sum<br>24                     | 67. 13. 17             | Sum<br>26                     |

The monthly means have been formed without reference to the hour at which the observation on each day was made.  
 In combining the monthly results, to form annual means, weights have been given proportional to the number of observations.

COLLECTED YEARLY MEANS of MAGNETIC DIP for each of the NEEDLES, and GENERAL MEAN for the Year 1895.

| Lengths of the several Sets of Needles. | Needles. | Number of Observations with each Needle. | Mean Yearly Dip from Observations with each Needle. | Mean Yearly Dip from each Set of Needles. | Mean Yearly Dip from all the Sets of Needles. |
|---|----------|--|---|---|---|
|   |          |  | ° ' "   | ° ' "                                     | ° ' "   |
| 9-inch Needles .....                    | B 1      | 24                                       | 67. 11. 22  | } 67. 11. 30                              | } 67. 12. 11                                  |
|   | B 2      | 24                                       | 67. 11. 39  |   |   |
| 6-inch Needles .....                    | C 1      | 26                                       | 67. 11. 57  | } 67. 11. 59                              |   |
|   | C 2      | 25                                       | 67. 12. 1   |   |   |
| 3-inch Needles .....                    | D 1      | 24                                       | 67. 12. 52  | } 67. 13. 5                               |   |
|   | D 2      | 26                                       | 67. 13. 17  |   |   |

TABLE XIX.—DETERMINATIONS of the ABSOLUTE VALUE of HORIZONTAL MAGNETIC FORCE in the Year 1895.

Abstract of the Observations of Deflexion of a Magnet for Absolute Measure of Horizontal Force made with the Gibson Instrument.

Table with 8 columns: Greenwich Civil Time, 1895.; Distances of Centres of Magnets.; Temperature Fahrenheit.; Observed Deflexion.; Mean of the Times of Vibration of Deflecting Magnet.; Number of Vibrations.; Temperature Fahrenheit.; Observer. Rows include months from January to December with specific data points.

The deflecting magnet is placed on the east side of the suspended magnet, with its marked pole alternately east and west, and on the west side with its marked pole also alternately east and west: the deflexion given in the table above is the mean of the four deflexions observed in these positions of the magnets.

The initials N and C are those of Mr. Nash and Mr. Claxton.

In the subsequent calculations every observation is reduced to the temperature 35° Fahrenheit.

Computation of the Values of Horizontal Force in Absolute Measure.

Table with 12 columns: Greenwich Civil Time, 1895.; Apparent Value of A1.; Apparent Value of A2.; Apparent Value of P.; Mean Value of P.; Log m/X.; Corrected Time of Vibration of Deflecting Magnet.; Log m.X.; Value of m.; Value of Horizontal Force X.; Value of Horizontal Force As observed.; Value of Horizontal Force Reduced to Mean of Month. Includes monthly data and a 'Means' row.

The value of X in English Measure is referred to the Foot-Grain-Second Unit, and in Metric Measure to the Millimètre-Milligramme-Second Unit. To obtain X in the Centimètre-Gramme-Second (C.G.S.) Unit, the values in Metric Measure must be divided by 10.

TABLE XIX.—*continued*—DETERMINATIONS of the ABSOLUTE VALUE of HORIZONTAL MAGNETIC FORCE in the Year 1895.

Abstract of the Observations of Deflexion of a Magnet for Absolute Measure of Horizontal Force made with the Elliott Instrument.

| Greenwich Civil Time, 1895. | Distances of Centres of Magnets. | Temperature Centigrade. | Observed Deflexion.     | Mean of the Times of Vibration of Deflecting Magnet. | Number of Vibrations. | Temperature Centigrade. | Observer. |
|-----------------------------|----------------------------------|-------------------------|-------------------------|--|-----------------------|-------------------------|-----------|
| January 16. 15              | 30<br>40                         | 5.9                     | 19. 55. 7<br>8. 14. 52  | 4.225<br>4.233                                       | 100<br>100            | 5.2<br>5.6              | N         |
| February 15. 12             | 30<br>40                         | 1.1                     | 19. 57. 27<br>8. 14. 57 | 4.230<br>4.225                                       | 100<br>100            | 0.0<br>0.8              | C         |
| March 19. 15                | 30<br>40                         | 9.6                     | 19. 51. 25<br>8. 12. 45 | 4.239<br>4.235                                       | 100<br>100            | 9.6<br>9.6              | N         |
| April 18. 14                | 30<br>40                         | 15.1                    | 19. 47. 25<br>8. 10. 45 | 4.242<br>4.240                                       | 100<br>100            | 13.4<br>14.6            | C         |
| May 16. 16                  | 30<br>40                         | 16.7                    | 19. 42. 42<br>8. 9. 42  | 4.240<br>4.240                                       | 100<br>100            | 16.4<br>16.7            | N         |
| June 14. 13                 | 30<br>40                         | 16.2                    | 19. 37. 28<br>8. 8. 42  | 4.235<br>4.237                                       | 100<br>100            | 15.6<br>16.0            | C         |
| July 17. 15                 | 30<br>40                         | 21.1                    | 19. 39. 0<br>8. 8. 10   | 4.243<br>4.240                                       | 100<br>100            | 19.4<br>21.6            | N         |
| August 14. 13               | 30<br>40                         | 17.6                    | 19. 43. 32<br>8. 10. 5  | 4.245<br>4.243                                       | 100<br>100            | 17.2<br>17.6            | C         |
| September 13. 14            | 30<br>40                         | 17.2                    | 19. 35. 50<br>8. 7. 37  | 4.252<br>4.241                                       | 100<br>100            | 16.7<br>18.0            | C         |
| October 18. 16              | 30<br>40                         | 11.6                    | 19. 46. 25<br>8. 12. 7  | 4.237<br>4.241                                       | 100<br>100            | 11.3<br>11.1            | N         |
| November 18. 14             | 30<br>40                         | 12.5                    | 19. 50. 25<br>8. 13. 32 | 4.237<br>4.239                                       | 100<br>100            | 12.0<br>12.2            | C         |
| December 18. 14             | 30<br>40                         | 8.9                     | 19. 44. 35<br>8. 10. 30 | 4.233<br>4.237                                       | 100<br>100            | 8.4<br>9.0              | N         |

The deflecting magnet is placed on the east side of the suspended magnet, with its marked pole alternately east and west, and on the west side with its marked pole also alternately east and west: the deflexion given in the table above is the mean of the four deflexions observed in these positions of the magnets.

The initials N and C are those of Mr. Nash and Mr. Claxton. In the subsequent calculations every observation is reduced to the temperature 0° Centigrade.

Computation of the Values of Horizontal Force in Absolute Measure.

| Greenwich Civil Time, 1895. | In C.G.S. Measure.                 |                                    |                      |                  |                    |   |              |                |                                 | In Metric Measure.         |                           |
|-----------------------------|------------------------------------|------------------------------------|----------------------|------------------|--------------------|---|--------------|----------------|---------------------------------|----------------------------|---------------------------|
|                             | Apparent Value of A <sub>1</sub> . | Apparent Value of A <sub>2</sub> . | Apparent Value of P. | Mean Value of P. | Log. $\frac{m}{X}$ | Corrected Time of Vibration of Deflecting Magnet. | Log. $m X$ . | Value of $m$ . | Value of Horizontal Force $X$ . | Value of Horizontal Force. |                           |
|                             |                                    |                                    |                      |                  |                    |   |              |                |                                 | As observed.               | Reduced to Mean of Month. |
| Jan. 16. 15                 | 4610.1                             | 4601.3                             | + 3.93               | + 4.13           | 3.66173            | 4.2284  | 2.18948      | 842.6          | 0.18360                         | 1.8360                     | 1.8342                    |
| Feb. 15. 12                 | 4607.8                             | 4591.1                             | + 7.44               |                  | 3.66114            | 4.2314  | 2.18884      | 841.4          | 0.18359                         | 1.8359                     | 1.8378                    |
| Mar. 19. 15                 | 4605.1                             | 4590.5                             | + 6.54               |                  | 3.66099            | 4.2317  | 2.18886      | 841.2          | 0.18362                         | 1.8362                     | 1.8350                    |
| Apr. 18. 14                 | 4603.4                             | 4585.0                             | + 8.24               |                  | 3.66065            | 4.2322  | 2.18882      | 840.9          | 0.18369                         | 1.8369                     | 1.8377                    |
| May 16. 16                  | 4589.8                             | 4579.2                             | + 4.74               |                  | 3.65973            | 4.2286  | 2.18957      | 840.7          | 0.18404                         | 1.8404                     | 1.8406                    |
| June 14. 13                 | 4569.1                             | 4568.7                             | + 0.19               |                  | 3.65825            | 4.2255  | 2.19022      | 839.9          | 0.18449                         | 1.8449                     | 1.8457                    |
| July 17. 15                 | 4586.7                             | 4575.8                             | + 4.88               |                  | 3.65942            | 4.2273  | 2.18990      | 840.7          | 0.18418                         | 1.8418                     | 1.8431                    |
| Aug. 14. 13                 | 4595.0                             | 4584.9                             | + 4.55               |                  | 3.66025            | 4.2331  | 2.18866      | 840.3          | 0.18374                         | 1.8374                     | 1.8405                    |
| Sept. 13. 14                | 4565.4                             | 4561.1                             | + 1.94               |                  | 3.65772            | 4.2358  | 2.18811      | 837.4          | 0.18416                         | 1.8416                     | 1.8449                    |
| Oct. 18. 16                 | 4591.5                             | 4589.4                             | + 0.90               |                  | 3.66029            | 4.2350  | 2.18822      | 839.9          | 0.18364                         | 1.8364                     | 1.8358                    |
| Nov. 18. 14                 | 4608.4                             | 4604.7                             | + 1.66               |                  | 3.66181            | 4.2329  | 2.18864      | 841.8          | 0.18341                         | 1.8341                     | 1.8350                    |
| Dec. 18. 14                 | 4578.0                             | 4567.9                             | + 4.55               |                  | 3.65864            | 4.2330  | 2.18858      | 838.7          | 0.18406                         | 1.8406                     | 1.8384                    |
| Means ...                   | ...                                | ...                                | ...                  | ...              | ...                | ...   | ...          | ...            | 0.18385                         | 1.8385                     | 1.8391                    |



MONTHLY MEAN DIURNAL INEQUALITIES OF MAGNETIC ELEMENTS FROM HOURLY ORDINATES, ON FIVE SELECTED DAYS, IN EACH MONTH.

Each result is the mean of the corresponding hourly ordinates from the photographic register, on five quiet days in each month, selected for comparison with results at other British Observatories. The days included are January 5, 13, 25, 26, 27, February 4, 13, 22, 25, 26, March 7, 11, 12, 24, 27, April 2, 8, 21, 22, 29, May 4, 12, 16, 19, 23, June 8, 13, 14, 15, 26, July 3, 7, 19, 24, 25, August 2, 3, 7, 22, 27, September 2, 7, 8, 21, 28, October 3, 10, 18, 21, 22, November 7, 14, 17, 19, 21, December 4, 5, 6, 16, 29.

The results for Declination are given in minutes of arc : those for Horizontal Force and Vertical Force are given both in terms of the whole Horizontal or Vertical Force and in terms of the Millimètre-Milligramme-Second (Metric) Unit. The letter *f* indicates values in terms of the whole Horizontal or Vertical Force, and the letter *m* values in terms of the Metric Unit, the unit for the former values being  $\cdot 00001$  of the whole Horizontal or Vertical Force, and for the latter  $\cdot 00001$  of the Metric Unit, or  $\cdot 000001$  of the Centimètre-Gramme-Second (C.G.S.) Unit. The values of the whole Horizontal and Vertical Forces expressed in terms of the Metric Unit are  $1\cdot 8323$  and  $4\cdot 3695$  respectively for the year.

TABLE XX.—MONTHLY MEAN DIURNAL INEQUALITY OF MAGNETIC DECLINATION WEST.

(The results are in each case diminished by the smallest hourly value.)

| 1895.                                |                                 |           |        |        |      |       |       |         |            |          |           |           |                  |      |
|--------------------------------------|---------------------------------|-----------|--------|--------|------|-------|-------|---------|------------|----------|-----------|-----------|------------------|------|
| Hour,<br>Greenwich<br>Civil<br>Time. | January.                        | February. | March. | April. | May. | June. | July. | August. | September. | October. | November. | December. | For the<br>Year. |      |
| Midnight                             | 0'0                             | 0'0       | 2'7    | 3'9    | 3'6  | 5'9   | 4'2   | 3'5     | 3'3        | 1'9      | 0'5       | 0'3       | 2'05             |      |
| 1 <sup>h</sup>                       | 0'4                             | 0'9       | 2'7    | 4'2    | 3'2  | 5'7   | 4'1   | 3'2     | 3'5        | 1'8      | 1'3       | 0'7       | 2'21             |      |
| 2                                    | 0'8                             | 1'1       | 3'2    | 3'9    | 2'7  | 5'4   | 3'6   | 2'5     | 3'8        | 1'5      | 1'5       | 1'1       | 2'16             |      |
| 3                                    | 0'9                             | 1'4       | 3'1    | 3'1    | 2'8  | 5'4   | 3'4   | 2'3     | 3'4        | 1'6      | 1'7       | 1'3       | 2'10             |      |
| 4                                    | 1'1                             | 1'2       | 2'9    | 3'0    | 2'0  | 4'4   | 3'2   | 1'7     | 3'1        | 1'5      | 1'8       | 0'9       | 1'80             |      |
| 5                                    | 1'1                             | 0'9       | 2'5    | 2'5    | 1'0  | 2'9   | 2'1   | 0'6     | 2'3        | 1'1      | 1'7       | 0'7       | 1'19             |      |
| 6                                    | 0'9                             | 0'6       | 2'3    | 1'3    | 0'2  | 1'0   | 0'6   | 0'2     | 1'4        | 1'0      | 1'3       | 0'7       | 0'53             |      |
| 7                                    | 0'4                             | 0'8       | 1'4    | 0'4    | 0'0  | 0'0   | 0'0   | 0'0     | 0'4        | 0'7      | 1'4       | 0'4       | 0'06             |      |
| 8                                    | 0'3                             | 1'1       | 0'1    | 0'0    | 0'5  | 0'8   | 0'5   | 0'6     | 0'0        | 0'0      | 1'0       | 0'3       | 0'00             |      |
| 9                                    | 0'9                             | 0'6       | 0'0    | 1'1    | 1'9  | 2'6   | 1'8   | 1'8     | 0'8        | 0'1      | 0'5       | 0'5       | 0'62             |      |
| 10                                   | 1'2                             | 1'6       | 2'0    | 3'5    | 4'8  | 5'2   | 3'7   | 4'0     | 2'7        | 1'9      | 1'4       | 1'8       | 2'39             |      |
| 11                                   | 1'8                             | 3'7       | 5'0    | 7'0    | 8'1  | 9'2   | 6'9   | 7'0     | 5'8        | 4'8      | 2'9       | 2'8       | 4'99             |      |
| Noon                                 | 2'4                             | 5'8       | 7'8    | 10'4   | 10'3 | 12'9  | 10'2  | 10'3    | 8'8        | 6'5      | 4'2       | 3'7       | 7'35             |      |
| 13 <sup>h</sup>                      | 2'9                             | 6'9       | 9'5    | 11'9   | 10'9 | 14'4  | 11'8  | 11'9    | 9'6        | 6'9      | 4'6       | 3'9       | 8'34             |      |
| 14                                   | 2'2                             | 6'4       | 9'2    | 11'7   | 10'0 | 14'6  | 11'8  | 10'9    | 8'4        | 6'0      | 4'3       | 3'2       | 7'79             |      |
| 15                                   | 1'8                             | 5'3       | 7'2    | 9'7    | 8'5  | 13'7  | 10'1  | 8'3     | 6'9        | 4'5      | 3'9       | 2'7       | 6'45             |      |
| 16                                   | 2'0                             | 3'9       | 5'6    | 7'8    | 6'9  | 12'3  | 8'4   | 6'0     | 4'9        | 3'0      | 3'3       | 2'1       | 5'09             |      |
| 17                                   | 1'9                             | 3'4       | 4'3    | 5'8    | 5'9  | 10'5  | 7'3   | 4'3     | 3'9        | 2'4      | 2'9       | 1'5       | 4'08             |      |
| 18                                   | 1'3                             | 3'5       | 3'7    | 4'9    | 5'1  | 9'0   | 6'7   | 4'1     | 3'4        | 2'5      | 2'7       | 1'0       | 3'56             |      |
| 19                                   | 0'7                             | 2'9       | 2'7    | 4'8    | 4'7  | 8'0   | 6'3   | 4'2     | 3'2        | 2'2      | 2'2       | 0'8       | 3'13             |      |
| 20                                   | 0'7                             | 1'9       | 2'6    | 5'0    | 4'1  | 7'4   | 5'7   | 4'5     | 3'4        | 1'6      | 1'8       | 0'4       | 2'83             |      |
| 21                                   | 0'3                             | 1'4       | 2'8    | 4'8    | 4'4  | 7'1   | 5'6   | 3'9     | 3'5        | 1'5      | 1'1       | 0'0       | 2'60             |      |
| 22                                   | 0'1                             | 1'2       | 3'0    | 4'7    | 4'2  | 7'2   | 5'5   | 4'0     | 3'4        | 1'6      | 0'0       | 0'1       | 2'49             |      |
| 23                                   | 0'1                             | 0'8       | 2'6    | 4'6    | 3'4  | 6'8   | 5'1   | 4'0     | 3'4        | 1'4      | 0'2       | 0'6       | 2'32             |      |
| 24                                   | 0'5                             | 0'7       | 2'7    | 4'2    | 3'4  | 6'3   | 4'4   | 3'5     | 3'4        | 1'5      | 0'4       | 0'6       | 2'20             |      |
| Means                                | 0 <sup>h</sup> —23 <sup>h</sup> | 1'09      | 2'39   | 3'70   | 5'00 | 4'55  | 7'18  | 5'36    | 4'32       | 3'89     | 2'42      | 2'01      | 1'31             | 3'17 |
|                                      | 1 <sup>h</sup> —24 <sup>h</sup> | 1'11      | 2'42   | 3'70   | 5'01 | 4'54  | 7'20  | 5'37    | 4'32       | 3'89     | 2'40      | 2'00      | 1'32             | 3'18 |

TABLE XXI.—MONTHLY MEAN DIURNAL INEQUALITY OF HORIZONTAL MAGNETIC FORCE.

(The results are corrected for temperature and in each case diminished by the smallest hourly value.)

1895.

| Hour,<br>Green-<br>wich<br>Civil<br>Time. | January. |      | February. |       | March. |       | April. |       | May.  |       | June. |       | July. |       | August. |       | September. |       | October. |       | November. |       | December. |      | For the Year. |       |
|---|----------|------|-----------|-------|--------|-------|--------|-------|-------|-------|-------|-------|-------|-------|---------|-------|------------|-------|----------|-------|-----------|-------|-----------|------|---------------|-------|
|   | f        | m    | f         | m     | f      | m     | f      | m     | f     | m     | f     | m     | f     | m     | f       | m     | f          | m     | f        | m     | f         | m     | f         | m    | f             | m     |
| Midn.                                     | 38       | 70   | 100       | 183   | 153    | 280   | 262    | 480   | 194   | 355   | 235   | 431   | 213   | 390   | 206     | 377   | 162        | 297   | 168      | 308   | 40        | 73    | 19        | 35   | 142.7         | 261.3 |
| 1 <sup>h</sup>                            | 29       | 53   | 97        | 178   | 136    | 249   | 248    | 454   | 197   | 361   | 215   | 394   | 191   | 350   | 201     | 368   | 156        | 286   | 155      | 284   | 50        | 92    | 21        | 38   | 134.8         | 247.0 |
| 2   | 36       | 66   | 94        | 172   | 141    | 258   | 233    | 427   | 177   | 324   | 192   | 352   | 190   | 348   | 180     | 330   | 151        | 277   | 143      | 262   | 66        | 121   | 26        | 48   | 129.2         | 236.9 |
| 3   | 44       | 81   | 97        | 178   | 143    | 262   | 213    | 390   | 167   | 306   | 180   | 330   | 186   | 341   | 168     | 308   | 142        | 260   | 144      | 264   | 68        | 125   | 36        | 66   | 125.8         | 230.7 |
| 4   | 43       | 79   | 106       | 194   | 142    | 260   | 213    | 390   | 157   | 288   | 180   | 330   | 170   | 311   | 157     | 288   | 137        | 251   | 146      | 268   | 68        | 125   | 48        | 88   | 124.1         | 227.4 |
| 5   | 52       | 95   | 116       | 213   | 144    | 264   | 202    | 370   | 149   | 273   | 167   | 306   | 149   | 273   | 143     | 262   | 139        | 255   | 146      | 268   | 83        | 152   | 54        | 99   | 122.2         | 223.9 |
| 6   | 64       | 117  | 129       | 236   | 144    | 264   | 192    | 352   | 132   | 242   | 137   | 251   | 123   | 225   | 127     | 233   | 130        | 238   | 137      | 251   | 83        | 152   | 60        | 110  | 115.0         | 210.7 |
| 7   | 72       | 132  | 121       | 222   | 134    | 246   | 156    | 286   | 100   | 183   | 95    | 174   | 99    | 181   | 100     | 183   | 100        | 183   | 120      | 220   | 87        | 159   | 61        | 112  | 97.3          | 178.2 |
| 8   | 52       | 95   | 105       | 192   | 100    | 183   | 112    | 205   | 58    | 106   | 52    | 95    | 66    | 121   | 58      | 106   | 46         | 84    | 82       | 150   | 71        | 130   | 53        | 97   | 64.7          | 118.4 |
| 9   | 22       | 40   | 64        | 117   | 40     | 73    | 56     | 103   | 14    | 26    | 16    | 29    | 22    | 40    | 22      | 40    | 2          | 4     | 24       | 44    | 37        | 68    | 27        | 49   | 22.3          | 40.9  |
| 10  | 8        | 15   | 36        | 66    | 2      | 4     | 0      | 0     | 0     | 0     | 0     | 0     | 0     | 0     | 0       | 0     | 0          | 0     | 0        | 0     | 15        | 27    | 17        | 31   | 0.0           | 0.0   |
| 11  | 7        | 13   | 0         | 0     | 0      | 0     | 13     | 24    | 34    | 62    | 32    | 59    | 11    | 20    | 16      | 29    | 18         | 33    | 3        | 5     | 0         | 0     | 0         | 0    | 4.7           | 8.5   |
| Noon                                      | 0        | 0    | 38        | 70    | 24     | 44    | 76     | 139   | 91    | 167   | 82    | 150   | 59    | 108   | 66      | 121   | 78         | 143   | 49       | 90    | 18        | 33    | 10        | 18   | 42.7          | 78.3  |
| 13 <sup>h</sup>                           | 20       | 37   | 92        | 169   | 72     | 132   | 149    | 273   | 147   | 269   | 124   | 227   | 113   | 207   | 135     | 247   | 135        | 247   | 93       | 170   | 43        | 79    | 23        | 42   | 89.0          | 163.0 |
| 14  | 40       | 73   | 124       | 227   | 106    | 194   | 202    | 370   | 165   | 302   | 197   | 361   | 187   | 343   | 188     | 344   | 160        | 293   | 128      | 235   | 64        | 117   | 17        | 31   | 125.0         | 228.9 |
| 15  | 38       | 70   | 136       | 249   | 130    | 238   | 236    | 432   | 195   | 357   | 234   | 429   | 235   | 431   | 200     | 366   | 162        | 297   | 132      | 242   | 78        | 143   | 30        | 55   | 144.0         | 263.9 |
| 16  | 35       | 64   | 129       | 236   | 155    | 284   | 262    | 480   | 213   | 390   | 258   | 473   | 242   | 443   | 196     | 359   | 169        | 310   | 146      | 268   | 92        | 169   | 37        | 68   | 154.7         | 283.4 |
| 17  | 34       | 62   | 137       | 251   | 151    | 277   | 266    | 487   | 242   | 443   | 278   | 509   | 266   | 487   | 192     | 352   | 179        | 328   | 160      | 293   | 107       | 196   | 35        | 64   | 164.1         | 300.5 |
| 18  | 43       | 79   | 164       | 300   | 164    | 300   | 296    | 542   | 280   | 513   | 296   | 542   | 288   | 528   | 216     | 396   | 195        | 357   | 164      | 300   | 117       | 214   | 53        | 97   | 183.2         | 335.4 |
| 19  | 39       | 71   | 182       | 333   | 182    | 333   | 306    | 561   | 284   | 520   | 300   | 550   | 292   | 535   | 243     | 445   | 206        | 377   | 167      | 306   | 115       | 211   | 54        | 99   | 191.0         | 349.8 |
| 20  | 31       | 57   | 189       | 346   | 198    | 363   | 318    | 583   | 260   | 476   | 305   | 559   | 281   | 515   | 251     | 460   | 206        | 377   | 170      | 311   | 107       | 196   | 51        | 93   | 190.8         | 349.4 |
| 21  | 36       | 66   | 179       | 328   | 185    | 339   | 308    | 564   | 231   | 423   | 305   | 559   | 275   | 504   | 237     | 434   | 203        | 372   | 168      | 308   | 101       | 185   | 45        | 82   | 182.9         | 335.1 |
| 22  | 46       | 84   | 172       | 315   | 184    | 337   | 308    | 564   | 221   | 405   | 278   | 509   | 279   | 511   | 226     | 414   | 209        | 383   | 166      | 304   | 89        | 163   | 44        | 81   | 178.7         | 327.3 |
| 23  | 51       | 93   | 169       | 310   | 202    | 370   | 316    | 579   | 238   | 436   | 258   | 473   | 274   | 502   | 222     | 407   | 201        | 368   | 173      | 317   | 76        | 139   | 43        | 79   | 178.7         | 327.5 |
| 24  | 43       | 79   | 159       | 291   | 198    | 363   | 305    | 559   | 202   | 370   | 248   | 454   | 270   | 495   | 214     | 392   | 199        | 365   | 195      | 357   | 81        | 148   | 47        | 86   | 173.6         | 318.0 |
| Means<br>0 <sup>h</sup> —23 <sup>h</sup>  | 36.7     | 67.2 | 115.7     | 211.9 | 126.3  | 231.4 | 206.0  | 377.3 | 164.4 | 301.1 | 184.0 | 337.2 | 175.5 | 321.4 | 156.2   | 286.2 | 136.9      | 250.8 | 124.3    | 227.8 | 69.8      | 127.9 | 36.0      | 65.9 | 121.1         | 221.9 |
| 1 <sup>h</sup> —24 <sup>h</sup>           | 36.9     | 67.5 | 118.1     | 216.4 | 128.2  | 234.9 | 207.8  | 380.6 | 164.7 | 301.7 | 184.5 | 338.1 | 177.8 | 325.8 | 156.6   | 286.8 | 138.5      | 253.7 | 125.5    | 229.9 | 71.5      | 131.0 | 37.2      | 68.0 | 122.4         | 224.3 |

TABLE XXII.—MONTHLY MEAN DIURNAL INEQUALITY OF VERTICAL MAGNETIC FORCE.

(The results are corrected for temperature and in each case diminished by the smallest hourly value.)

1895.

| Hour,<br>Green-<br>wich<br>Civil<br>Time. | January. |      | February. |      | March. |       | April. |       | May. |       | June. |       | July. |       | August. |       | September. |       | October. |      | November. |      | December. |      | For the Year. |       |
|---|----------|------|-----------|------|--------|-------|--------|-------|------|-------|-------|-------|-------|-------|---------|-------|------------|-------|----------|------|-----------|------|-----------|------|---------------|-------|
|   | f        | m    | f         | m    | f      | m     | f      | m     | f    | m     | f     | m     | f     | m     | f       | m     | f          | m     | f        | m    | f         | m    | f         | m    | f             | m     |
| Midn.                                     | 15       | 66   | 26        | 114  | 29     | 127   | 39     | 170   | 49   | 214   | 51    | 223   | 29    | 127   | 23      | 100   | 15         | 66    | 20       | 87   | 14        | 61   | 1         | 4    | 24.1          | 105.1 |
| 1 <sup>h</sup>                            | 13       | 57   | 24        | 105  | 29     | 127   | 37     | 162   | 45   | 197   | 47    | 205   | 27    | 118   | 21      | 92    | 17         | 74    | 23       | 100  | 8         | 35   | 0         | 0    | 22.4          | 97.9  |
| 2   | 14       | 61   | 26        | 114  | 29     | 127   | 33     | 144   | 41   | 179   | 51    | 223   | 27    | 118   | 26      | 114   | 19         | 83    | 23       | 100  | 10        | 44   | 4         | 17   | 23.5          | 102.2 |
| 3   | 14       | 61   | 27        | 118  | 27     | 118   | 39     | 170   | 46   | 201   | 57    | 249   | 28    | 122   | 28      | 122   | 23         | 100   | 27       | 118  | 8         | 35   | 4         | 17   | 25.5          | 111.2 |
| 4   | 16       | 70   | 19        | 83   | 27     | 118   | 43     | 188   | 50   | 218   | 59    | 258   | 32    | 140   | 32      | 140   | 28         | 122   | 27       | 118  | 8         | 35   | 2         | 9    | 26.8          | 116.8 |
| 5   | 14       | 61   | 19        | 83   | 24     | 105   | 43     | 188   | 54   | 236   | 69    | 301   | 40    | 175   | 40      | 175   | 30         | 131   | 27       | 118  | 8         | 35   | 6         | 26   | 29.4          | 128.1 |
| 6   | 16       | 70   | 19        | 83   | 24     | 105   | 49     | 214   | 54   | 236   | 71    | 310   | 44    | 192   | 36      | 157   | 38         | 166   | 31       | 135  | 8         | 35   | 6         | 26   | 31.2          | 136.0 |
| 7   | 16       | 70   | 21        | 92   | 34     | 149   | 53     | 232   | 50   | 218   | 66    | 288   | 42    | 184   | 42      | 184   | 42         | 184   | 40       | 175  | 6         | 26   | 12        | 52   | 33.5          | 146.4 |
| 8   | 19       | 83   | 21        | 92   | 32     | 140   | 52     | 227   | 44   | 192   | 62    | 271   | 38    | 166   | 40      | 175   | 40         | 175   | 40       | 175  | 8         | 35   | 8         | 35   | 31.9          | 139.1 |
| 9   | 9        | 39   | 19        | 83   | 26     | 114   | 32     | 140   | 28   | 122   | 44    | 192   | 26    | 114   | 27      | 118   | 29         | 127   | 38       | 166  | 6         | 26   | 9         | 39   | 22.6          | 98.6  |
| 10  | 11       | 48   | 11        | 48   | 12     | 52    | 22     | 96    | 8    | 35    | 32    | 140   | 12    | 52    | 13      | 57    | 17         | 74    | 20       | 87   | 0         | 0    | 0         | 0    | 11.4          | 49.3  |
| 11  | 9        | 39   | 8         | 35   | 2      | 9     | 8      | 35    | 6    | 26    | 18    | 79    | 6     | 26    | 4       | 17    | 6          | 26    | 2        | 9    | 0         | 0    | 8         | 35   | 4.6           | 19.9  |
| Noon                                      | 7        | 31   | 0         | 0    | 0      | 0     | 0      | 0     | 0    | 0     | 0     | 0     | 0     | 0     | 0       | 0     | 0          | 0     | 0        | 0    | 0         | 0    | 15        | 66   | 0.0           | 0.0   |
| 13 <sup>h</sup>                           | 11       | 48   | 2         | 9    | 6      | 26    | 4      | 17    | 6    | 26    | 7     | 31    | 6     | 26    | 6       | 26    | 8          | 35    | 6        | 26   | 8         | 35   | 21        | 92   | 5.8           | 25.0  |
| 14  | 13       | 57   | 7         | 31   | 19     | 83    | 28     | 122   | 28   | 122   | 25    | 109   | 28    | 122   | 16      | 70    | 21         | 92    | 15       | 66   | 20        | 87   | 31        | 135  | 19.1          | 83.2  |
| 15  | 6        | 26   | 11        | 48   | 25     | 109   | 44     | 192   | 44   | 192   | 37    | 162   | 40    | 175   | 34      | 149   | 29         | 127   | 27       | 118  | 24        | 105  | 30        | 131  | 27.4          | 119.7 |
| 16  | 6        | 26   | 17        | 74   | 39     | 170   | 50     | 218   | 52   | 227   | 43    | 188   | 46    | 201   | 44      | 192   | 31         | 135   | 33       | 144  | 20        | 87   | 31        | 135  | 32.5          | 141.7 |
| 17  | 10       | 44   | 21        | 92   | 45     | 197   | 58     | 253   | 62   | 271   | 55    | 240   | 51    | 223   | 39      | 170   | 33         | 144   | 27       | 118  | 24        | 105  | 31        | 135  | 36.2          | 157.9 |
| 18  | 9        | 39   | 17        | 74   | 40     | 175   | 58     | 253   | 64   | 280   | 61    | 267   | 57    | 249   | 37      | 162   | 27         | 118   | 25       | 109  | 22        | 96   | 30        | 131  | 35.4          | 154.6 |
| 19  | 11       | 48   | 12        | 52   | 40     | 175   | 56     | 245   | 66   | 288   | 61    | 267   | 51    | 223   | 33      | 144   | 20         | 87    | 25       | 109  | 22        | 96   | 24        | 105  | 33.3          | 145.2 |
| 20  | 9        | 39   | 10        | 44   | 40     | 175   | 52     | 227   | 62   | 271   | 57    | 249   | 47    | 205   | 31      | 135   | 24         | 105   | 21       | 92   | 16        | 70   | 20        | 87   | 30.6          | 133.5 |
| 21  | 7        | 31   | 10        | 44   | 38     | 166   | 52     | 227   | 52   | 227   | 53    | 232   | 39    | 170   | 31      | 135   | 22         | 96    | 17       | 74   | 16        | 70   | 14        | 61   | 27.5          | 119.6 |
| 22  | 5        | 22   | 10        | 44   | 34     | 149   | 48     | 210   | 49   | 214   | 49    | 214   | 41    | 179   | 29      | 127   | 22         | 96    | 15       | 66   | 14        | 61   | 10        | 44   | 25.3          | 110.7 |
| 23  | 0        | 0    | 7         | 31   | 25     | 109   | 41     | 179   | 47   | 205   | 47    | 205   | 41    | 179   | 31      | 135   | 20         | 87    | 11       | 48   | 14        | 61   | 3         | 13   | 22.1          | 96.2  |
| 24  | 2        | 9    | 12        | 52   | 17     | 74    | 33     | 144   | 43   | 188   | 41    | 179   | 37    | 162   | 23      | 100   | 20         | 87    | 1        | 4    | 5         | 22   | 2         | 9    | 17.9          | 77.7  |
| Means<br>5 <sup>h</sup> —23 <sup>h</sup>  | 10.8     | 47.3 | 15.2      | 66.4 | 26.9   | 117.7 | 39.2   | 171.2 | 42.0 | 183.2 | 46.7  | 204.3 | 33.2  | 145.3 | 27.6    | 120.7 | 23.4       | 102.1 | 22.5     | 98.2 | 11.8      | 51.7 | 13.3      | 58.1 | 24.3          | 105.7 |
| 1 <sup>h</sup> —24 <sup>h</sup>           | 10.3     | 45.0 | 14.6      | 63.8 | 26.4   | 115.5 | 39.0   | 170.1 | 41.7 | 182.1 | 46.3  | 202.5 | 33.6  | 146.7 | 27.6    | 120.7 | 23.6       | 103.0 | 21.7     | 94.8 | 11.5      | 50.0 | 13.4      | 58.3 | 24.0          | 104.6 |

ROYAL OBSERVATORY, GREENWICH.

---

MAGNETIC DISTURBANCES

AND

EARTH CURRENTS.

---

1895.

MAGNETIC DISTURBANCES in DECLINATION, HORIZONTAL FORCE, and VERTICAL FORCE,  
recorded at the ROYAL OBSERVATORY, GREENWICH, in the Year 1895.

The following notes give a brief description of all magnetic movements (superposed on the ordinary diurnal movement) exceeding 3' in Declination, 0.001 in Horizontal Force, or 0.0003 in Vertical Force, as taken from the photographic records of the respective Magnetometers. The movements in Horizontal and Vertical Force are expressed in parts of the whole Horizontal and Vertical Forces respectively. When any one of the three elements is not specifically mentioned it is to be understood that the movement, if any, was insignificant. Any failure or want of register is specially indicated.

The term "wave" is used to indicate a movement in one direction and return; "double wave" a movement in one direction and return with continuation in the opposite direction and return; "two successive waves" consecutive wave movements in the same direction; "fluctuations" a number of movements in both directions. The extent and direction of the movement are indicated in brackets, + denoting an increase, and - a decrease of the magnetic element. In the case of fluctuations the sign  $\pm$  denotes positive and negative movements of generally equal extent.

Magnetic movements which do not admit of brief description in this way are exhibited on accompanying plates.

The time is Greenwich Civil Time (commencing at midnight, and counting the hours from 0 to 24).

1895.

- January 1<sup>d</sup> 19 $\frac{1}{2}$ <sup>h</sup> to 21<sup>h</sup> Wave in Dec. (- 14'), followed till 24<sup>h</sup> by fluctuations ( $\pm$  3'). 19 $\frac{1}{2}$ <sup>h</sup> to 20 $\frac{1}{2}$ <sup>h</sup> Decrease in H.F. (- .003), followed by double wave, 22<sup>h</sup> to 23 $\frac{1}{2}$ <sup>h</sup> (+ .0011 to - .0024). 20<sup>h</sup> to 24<sup>h</sup> Shallow double wave in V.F. (+ .0005 to - .0005).
- 2<sup>d</sup> 18<sup>h</sup> to 23<sup>h</sup> Small fluctuations in Dec. and H.F. with wave 21<sup>h</sup> to 22<sup>h</sup> in H.F. (+ .002). Shallow wave in V.F.
- 3<sup>d</sup> 17<sup>h</sup> to 18<sup>h</sup> Wave in Dec. (- 6'): in H.F. (+ .0017), followed by small fluctuations till 23<sup>h</sup>.
- 4<sup>d</sup> 19 $\frac{1}{2}$ <sup>h</sup> to 21<sup>h</sup> Wave in Dec. (- 6'). 19<sup>h</sup> to 20<sup>h</sup> Wave in H.F. (- .001), followed by small fluctuations in both curves till 24<sup>h</sup>.
- 5<sup>d</sup> 21 $\frac{1}{2}$ <sup>h</sup> to 22 $\frac{1}{2}$ <sup>h</sup> Wave in H.F. (+ .0013): in Dec. small.
- 6<sup>d</sup> 2 $\frac{1}{2}$ <sup>h</sup> to 4<sup>h</sup> Wave in Dec. (+ 6'): in H.F. (+ .001): in V.F. small.
- 6<sup>d</sup> 12<sup>h</sup> to 24<sup>h</sup> Small fluctuations in Dec. and H.F.: long wave in V.F. (+ .0008).
- 7<sup>d</sup> 14 $\frac{1}{2}$ <sup>h</sup> to 16<sup>h</sup> Wave in H.F. (- .0014). 17<sup>h</sup> to 19<sup>h</sup> Wave in H.F. (- .0022). 18<sup>h</sup> to 19 $\frac{1}{2}$ <sup>h</sup> Wave in Dec. (- 8').
- 8<sup>d</sup> 1<sup>h</sup> to 2<sup>h</sup> Wave in Dec. (+ 7'): in H.F. (+ .0026): in V.F. (- .0007).
- 9<sup>d</sup> 13 $\frac{1}{2}$ <sup>h</sup> to 15<sup>h</sup> Wave in Dec. (- 6'): in H.F. (- .0018). 17<sup>h</sup> to 23<sup>h</sup> Small fluctuations in Dec., H.F. and V.F., with sharp wave in Dec. 20<sup>h</sup> to 21<sup>h</sup> (- 8').
- 10<sup>d</sup> 20<sup>h</sup> to 11<sup>d</sup> 2<sup>h</sup> Long wave in Dec. (- 8'): in H.F. (- .0016).
- 11<sup>d</sup> 17 $\frac{1}{2}$ <sup>h</sup> to 19<sup>h</sup> Wave in Dec. (- 7'): small fluctuations in H.F.
- 12<sup>d</sup> 18<sup>h</sup> to 20<sup>h</sup> Wave in Dec. (- 9'): in H.F. (+ .0016), followed by small fluctuations in Dec. till 23<sup>h</sup>.
- 14<sup>d</sup> 19<sup>h</sup> to 21<sup>h</sup> Small fluctuations in Dec. and H.F.
- 16<sup>d</sup> 0<sup>h</sup> to 5<sup>h</sup> Small fluctuations in Dec. and H.F. 12<sup>h</sup> to 22<sup>h</sup> Fluctuations in Dec. ( $\pm$  3'): in H.F. ( $\pm$  .0006), with wave in H.F. 16<sup>h</sup> to 17<sup>h</sup> (- .0018). 19 $\frac{1}{2}$ <sup>h</sup> to 21 $\frac{1}{2}$ <sup>h</sup> Wave in Dec. (- 11'): in H.F. 20 $\frac{1}{2}$ <sup>h</sup> to 21 $\frac{1}{2}$ <sup>h</sup> (+ .0016).
- 17<sup>d</sup> 12<sup>h</sup> to 23<sup>h</sup> Rapid fluctuations in Dec. ( $\pm$  5'): in H.F. ( $\pm$  .0014): in V.F. small. 17 $\frac{1}{2}$ <sup>h</sup> to 18 $\frac{1}{2}$ <sup>h</sup> Wave in Dec. (- 7'). 20<sup>h</sup> to 22<sup>h</sup> Wave in Dec. (- 12').
- 18<sup>d</sup> 0 $\frac{1}{2}$ <sup>h</sup> to 2<sup>h</sup> Wave in Dec. (+ 10'): in H.F. (+ .002): decrease of V.F. (- .0005).
- 18<sup>d</sup> 20<sup>h</sup> to 22<sup>h</sup> Sharp wave in Dec. (- 27'): in H.F. (- .002): in V.F. (+ .0004), followed by fluctuations till 19<sup>d</sup> 3<sup>h</sup> in Dec. ( $\pm$  5'): in H.F. and V.F. small.
- 19<sup>d</sup> 3 $\frac{1}{2}$ <sup>h</sup> to 5<sup>h</sup> Wave in Dec. (+ 8').

1895.

- January 19<sup>d</sup> 17<sup>h</sup> to 20<sup>d</sup> 5<sup>h</sup> Rapid fluctuations in Dec. ( $\pm 3'$ ): in H.F. ( $\pm \cdot 001$ ): in V.F. small; with sharp wave in Dec. 19<sup>d</sup> 21<sup>h</sup> to 22<sup>h</sup> ( $- 20'$ ), followed by a smaller wave ( $+ 8'$ ). 21<sup>h</sup> to 22<sup>h</sup> Double wave in H.F. ( $+ \cdot 002$  to  $- \cdot 0016$ ). Wave in V.F. ( $+ \cdot 0005$ ).
- 20<sup>d</sup> 12<sup>h</sup> to 16<sup>h</sup> Small fluctuations in Dec. and H.F.
- 20<sup>d</sup> 20<sup>h</sup> to 22<sup>h</sup> Wave in Dec. ( $- 9'$ ), followed by small fluctuations in Dec. and H.F. till 21<sup>d</sup> 8<sup>h</sup>.
- 21<sup>d</sup> 16<sup>h</sup> to 17<sup>h</sup> Wave in Dec. ( $- 4'$ ): in H.F. ( $- \cdot 001$ ). 19<sup>h</sup> to 20<sup>h</sup> Two successive waves in Dec. ( $- 5'$ ) and ( $- 4'$ ). 20<sup>h</sup> to 21<sup>h</sup> Wave in H.F. ( $+ \cdot 0022$ ).
- 22<sup>d</sup> 18<sup>h</sup> to 20<sup>h</sup> Wave in Dec. ( $- 8'$ ): in H.F. ( $- \cdot 0014$ ), followed by small fluctuations in Dec., H.F. and V.F. 22<sup>h</sup> to 23<sup>h</sup> Wave in H.F. ( $+ \cdot 0022$ ).
- 23<sup>d</sup> 18<sup>h</sup> to 24<sup>d</sup> 1<sup>h</sup> Small fluctuations in Dec. and H.F. 18<sup>h</sup> to 20<sup>h</sup> Wave in Dec. ( $- 6'$ ), and again 23<sup>d</sup> 23<sup>h</sup> to 24<sup>d</sup> 1<sup>h</sup> ( $- 5'$ ).
- 24<sup>d</sup> 12<sup>h</sup> to 25<sup>d</sup> 1<sup>h</sup> Small fluctuations in Dec. and H.F.
- 30<sup>d</sup> 12<sup>h</sup> to 16<sup>h</sup> Wave in Dec. ( $- 6'$ ).

- February 1<sup>d</sup> 16<sup>h</sup> to 19<sup>h</sup> Small fluctuations in Dec. ( $\pm 3'$ ): in H.F. ( $\pm \cdot 001$ ). 19<sup>h</sup> Decrease of Dec. ( $- 7'$ ), followed by small fluctuations till 2<sup>d</sup> 3<sup>h</sup>. 1<sup>d</sup> 19<sup>h</sup> to 2<sup>d</sup> 0<sup>h</sup> Two successive waves in H.F. ( $- \cdot 002$ ) and ( $- \cdot 0018$ ). 1<sup>d</sup> 16<sup>h</sup> to 2<sup>d</sup> 3<sup>h</sup> Long irregular wave in V.F. ( $+ \cdot 0008$ ).
- 2<sup>d</sup> 14<sup>h</sup> to 18<sup>h</sup> Small fluctuations in Dec. and H.F. 18<sup>h</sup> to 19<sup>h</sup> Decrease of Dec. ( $- 14'$ ): of H.F. ( $- \cdot 002$ ), followed by small fluctuations till 3<sup>d</sup> 6<sup>h</sup> in Dec. and H.F. 2<sup>d</sup> 16<sup>h</sup> to 3<sup>d</sup> 2<sup>h</sup> Long wave in V.F. ( $+ \cdot 001$ ).
- 4<sup>d</sup> 21<sup>h</sup> to 24<sup>h</sup> Small fluctuations in H.F.
- 5<sup>d</sup> 12<sup>h</sup> to 24<sup>h</sup> Small fluctuations in Dec., H.F. and V.F.
- 6<sup>d</sup> 1<sup>h</sup> to 9<sup>h</sup> Loss of register.
- 6<sup>d</sup> 10<sup>h</sup> to 16<sup>h</sup> Fluctuations in Dec. ( $\pm 3'$ ): in H.F. ( $\pm \cdot 001$ ): in V.F. ( $\pm \cdot 0003$ ). 16<sup>h</sup> to 17<sup>h</sup> Sharp wave in Dec. ( $- 20'$ ): in H.F. ( $- \cdot 0034$ ): in V.F. small.
- 6<sup>d</sup> 18<sup>h</sup> to 7<sup>d</sup> 17<sup>h</sup> Loss of register.
- 7<sup>d</sup> 19<sup>h</sup> to 21<sup>h</sup> Wave in Dec. ( $- 12'$ ): in H.F. ( $+ \cdot 002$ ), followed till 24<sup>h</sup> by fluctuations in Dec. ( $\pm 3'$ ): in H.F. ( $\pm \cdot 001$ ): in V.F. very small.
- 8<sup>d</sup> 12<sup>h</sup> to 9<sup>d</sup> 12<sup>h</sup>. See Plate I.
- 9<sup>d</sup> 12<sup>h</sup> to 10<sup>d</sup> 12<sup>h</sup>. See Plate I.
- 10<sup>d</sup> 19<sup>h</sup> to 21<sup>h</sup> Two successive waves in Dec. ( $- 12'$ ) and ( $- 9'$ ): double wave in H.F. ( $- \cdot 0017$  to  $+ \cdot 0021$ ): wave in V.F. ( $+ \cdot 0004$ ), followed by small fluctuations in Dec. and H.F. till 23<sup>h</sup>. 10<sup>d</sup> 23<sup>h</sup> to 11<sup>d</sup> 0<sup>h</sup> Wave in Dec. ( $+ 6'$ ): in H.F. ( $+ \cdot 0032$ ): in V.F. ( $- \cdot 0006$ ).
- 11<sup>d</sup> 18<sup>h</sup> to 20<sup>h</sup> Wave in Dec. ( $- 5'$ ): in H.F. ( $+ \cdot 0012$ ). 21<sup>h</sup> to 23<sup>h</sup> Wave in Dec. ( $- 5'$ ): in H.F. ( $+ \cdot 001$ ).
- 12<sup>d</sup> 2<sup>h</sup> to 4<sup>h</sup> Fluctuations in Dec. ( $\pm 2'$ ): small wave in H.F. ( $+ \cdot 001$ ). 21<sup>h</sup> to 22<sup>h</sup> Wave in Dec. ( $- 5'$ ): small fluctuations in H.F. and V.F.
- 13<sup>d</sup> 12<sup>h</sup> to 14<sup>d</sup> 12<sup>h</sup> Small fluctuations in Dec., H.F. and V.F., with waves in Dec. 13<sup>d</sup> 20<sup>h</sup> to 21<sup>h</sup> ( $- 5'$ ), and 14<sup>d</sup> 0<sup>h</sup> to 1<sup>h</sup> ( $+ 6'$ ): in H.F. 13<sup>d</sup> 15<sup>h</sup> to 17<sup>h</sup> ( $- \cdot 0014$ ), and 14<sup>d</sup> 0<sup>h</sup> to 1<sup>h</sup> ( $+ \cdot 0012$ ).
- 14<sup>d</sup> 12<sup>h</sup> to 15<sup>d</sup> 12<sup>h</sup> Fluctuations in Dec. ( $\pm 3'$ ): in H.F. ( $\pm \cdot 001$ ): in V.F. small, with waves in H.F. 14<sup>d</sup> 17<sup>h</sup> to 18<sup>h</sup> ( $- \cdot 002$ ), and 15<sup>d</sup> 1<sup>h</sup> to 2<sup>h</sup> ( $+ \cdot 0018$ ).
- 15<sup>d</sup> 12<sup>h</sup> to 16<sup>d</sup> 12<sup>h</sup>. See Plate I.
- 16<sup>d</sup> 12<sup>h</sup> to 17<sup>d</sup> 2<sup>h</sup> Rapid fluctuations in Dec. ( $\pm 3'$ ): in H.F. ( $\pm \cdot 001$ ), with wave in Dec. 16<sup>d</sup> 14<sup>h</sup> to 16<sup>h</sup> ( $- 9'$ ): double wave 16<sup>d</sup> 23<sup>h</sup> to 17<sup>d</sup> 0<sup>h</sup> ( $- 6'$  to  $+ 5'$ ): wave 17<sup>d</sup> 1<sup>h</sup> to 2<sup>h</sup> ( $+ 7'$ ): 16<sup>d</sup> 20<sup>h</sup> to 21<sup>h</sup> serrated wave in H.F. ( $+ \cdot 0019$ ), and wave 16<sup>d</sup> 23<sup>h</sup> to 17<sup>d</sup> 0<sup>h</sup> ( $+ \cdot 0032$ ): 16<sup>d</sup> 13<sup>h</sup> to 17<sup>d</sup> 0<sup>h</sup> long wave in V.F. ( $+ \cdot 0019$ ).
- 17<sup>d</sup> 4<sup>h</sup> to 6<sup>h</sup> Wave in Dec. ( $+ 8'$ ): in H.F. ( $+ \cdot 0016$ ): in V.F. ( $- \cdot 0004$ ).
- 17<sup>d</sup> 12<sup>h</sup> to 14<sup>h</sup> Wave in Dec. ( $+ 6'$ ). 17<sup>h</sup> to 19<sup>h</sup> Wave in Dec. ( $- 5'$ ). 20<sup>h</sup> to 21<sup>h</sup> Double wave in Dec. ( $- 4'$  to  $+ 4'$ ). 20<sup>h</sup> to 22<sup>h</sup> Irregular wave in H.F. ( $+ \cdot 003$ ), with superposed fluctuations in both elements. 21<sup>h</sup> to 22<sup>h</sup> Slight decrease of V.F. ( $- \cdot 0004$ ).
- 18<sup>d</sup> 3<sup>h</sup> to 6<sup>h</sup> Two successive waves in Dec. ( $+ 8'$ ) and ( $+ 4'$ ): in H.F. ( $+ \cdot 001$ ) and ( $+ \cdot 001$ ). 13<sup>h</sup> to 15<sup>h</sup> Fluctuations in Dec. ( $\pm 2'$ ): in H.F. and V.F. small. 16<sup>h</sup> to 17<sup>h</sup> Wave in Dec. ( $- 4'$ ): in H.F. ( $- \cdot 001$ ). 20<sup>h</sup> to 21<sup>h</sup> Wave in Dec. ( $- 9'$ ): in H.F. ( $- \cdot 001$ ): small fluctuations in V.F.

1895.

- February 19<sup>d</sup> 17<sup>h</sup> to 23<sup>h</sup> Fluctuations in H.F. ( $\pm \cdot 001$ ). 18<sup>h</sup> to 21<sup>h</sup> Two successive waves in Dec. ( $- 8'$ ) and ( $- 4'$ ): small fluctuations in V.F.
- 20<sup>d</sup> 7 $\frac{1}{2}$ <sup>h</sup> to 8 $\frac{1}{2}$ <sup>h</sup> Small rapid fluctuations in Dec. and H.F. 14<sup>h</sup> to 14 $\frac{1}{2}$ <sup>h</sup> Decrease of Dec. ( $- 5'$ ) and again 16<sup>h</sup> to 16 $\frac{1}{2}$ <sup>h</sup> ( $- 4'$ ). 16 $\frac{1}{2}$ <sup>h</sup> to 17<sup>h</sup> Wave in H.F. ( $- \cdot 001$ ). 19<sup>h</sup> to 20 $\frac{1}{2}$ <sup>h</sup> Two successive waves in Dec. ( $- 4'$ ) and ( $- 4'$ ): wave in H.F. ( $+ \cdot 002$ ): slight decrease of V.F.
- 21<sup>d</sup> 4 $\frac{1}{2}$ <sup>h</sup> to 5 $\frac{1}{2}$ <sup>h</sup> Slight increase of Dec. and H.F. 19 $\frac{1}{2}$ <sup>h</sup> to 20 $\frac{1}{2}$ <sup>h</sup> Wave in Dec. ( $- 7'$ ): in H.F. ( $+ \cdot 002$ ). 23 $\frac{1}{2}$ <sup>h</sup> Decrease of Dec. ( $- 4'$ ): increase of H.F. ( $+ \cdot 001$ ).
- 23<sup>d</sup> 23<sup>h</sup> to 24<sup>d</sup> 2<sup>h</sup> Irregular wave in Dec. ( $- 12'$ ): small rapid fluctuations in H.F.: small fluctuations in V.F.
- 24<sup>d</sup> 13<sup>h</sup> to 17<sup>h</sup> Active fluctuations in Dec. ( $\pm 5'$ ): in H.F. ( $\pm \cdot 001$ ), with waves 14<sup>h</sup> to 14 $\frac{1}{2}$ <sup>h</sup>, in Dec. ( $- 7'$ ): in H.F. ( $- \cdot 002$ ): in V.F. ( $- \cdot 0004$ ): and 15 $\frac{1}{2}$ <sup>h</sup> to 16<sup>h</sup> in Dec. ( $+ 10'$ ): in H.F. ( $+ \cdot 0027$ ): and increase of V.F. ( $+ \cdot 0007$ ): followed at 17<sup>h</sup> by a sudden decrease of Dec. ( $- 18'$ ). 17<sup>h</sup> to 17 $\frac{1}{2}$ <sup>h</sup> Wave in H.F. ( $- \cdot 003$ ): with rapid fluctuations till 23<sup>h</sup> ( $\pm \cdot 0012$ ). 16<sup>h</sup> to 19<sup>h</sup> Wave in V.F. ( $+ \cdot 0016$ ).
- 27<sup>d</sup> 20<sup>h</sup> to 22<sup>h</sup> Wave in Dec. ( $- 5'$ ), followed by fluctuations ( $\pm 2'$ ) till 24<sup>h</sup>. 20<sup>h</sup> to 21 $\frac{1}{2}$ <sup>h</sup> Small fluctuations in H.F., followed by sharp wave ( $+ \cdot 0018$ ), and small fluctuations till 24<sup>h</sup>: small fluctuations in V.F.
- 28<sup>d</sup> 3<sup>h</sup> to 10<sup>h</sup> Small fluctuations in Dec. ( $\pm 2'$ ): two successive waves in H.F. ( $+ \cdot 0018$ ) and ( $+ \cdot 001$ ), followed by small fluctuations. 12<sup>h</sup> to 18<sup>h</sup> Small fluctuations in Dec. and H.F.

- March 1<sup>d</sup> 9<sup>h</sup> to 20<sup>h</sup> Small fluctuations in Dec. and H.F. 20 $\frac{1}{2}$ <sup>h</sup> to 21 $\frac{1}{2}$ <sup>h</sup> Wave in Dec. ( $- 7'$ ), followed till 23<sup>h</sup> by double-crested wave ( $- 10'$ ). 20 $\frac{1}{2}$ <sup>h</sup> to 22 $\frac{1}{2}$ <sup>h</sup> Two successive waves in H.F. ( $+ \cdot 002$ ) and ( $+ \cdot 0012$ ). 21<sup>h</sup> to 23<sup>h</sup> Shallow wave in V.F. ( $- \cdot 0005$ ).
- 2<sup>d</sup> 5 $\frac{1}{2}$ <sup>h</sup> to 7<sup>h</sup> Wave in Dec. ( $+ 7'$ ): in H.F. ( $- \cdot 001$ ), followed till 19<sup>h</sup> by small rapid fluctuations in both elements: very small movements in V.F.
- 3<sup>d</sup> 1 $\frac{1}{2}$ <sup>h</sup> to 2 $\frac{1}{2}$ <sup>h</sup> Wave in Dec. ( $+ 4'$ ): in H.F. ( $+ \cdot 001$ ): in V.F. small. 12<sup>h</sup> to 16<sup>h</sup> Small fluctuations in Dec. and H.F., with wave in H.F. 14 $\frac{1}{2}$ <sup>h</sup> to 16<sup>h</sup> ( $- \cdot 0016$ ). 19 $\frac{1}{2}$ <sup>h</sup> to 21 $\frac{1}{2}$ <sup>h</sup> Wave in Dec. ( $- 12'$ ): in H.F. ( $- \cdot 0024$ ), followed till 24<sup>h</sup> by two successive waves in Dec. ( $- 5'$ ) and ( $- 9'$ ), and double wave in H.F. ( $- \cdot 0013$  to  $+ \cdot 0016$ ). 20<sup>h</sup> to 22 $\frac{1}{2}$ <sup>h</sup> Wave in V.F. ( $+ \cdot 0004$ ).
- 4<sup>d</sup> 0<sup>h</sup> to 10<sup>h</sup> Small fluctuations in Dec., H.F. and V.F. 5<sup>h</sup> to 7<sup>h</sup> Double wave in Dec. ( $- 4'$  to  $+ 4'$ ). 6<sup>h</sup> to 7<sup>h</sup> Wave in H.F. ( $+ \cdot 0012$ ). 13<sup>h</sup> to 21<sup>h</sup> Small occasional fluctuations in Dec. and H.F.
- 5<sup>d</sup> 0<sup>h</sup> to 2<sup>h</sup> Small fluctuations in Dec. ( $\pm 2'$ ): serrated wave in H.F. ( $+ \cdot 0015$ ): wave in V.F. ( $- \cdot 0007$ ). 6<sup>h</sup> to 15<sup>h</sup> Small rapid fluctuations in Dec., H.F. and V.F. 14<sup>h</sup> to 15<sup>h</sup> Wave in H.F. ( $- \cdot 0018$ ). 21<sup>h</sup> to 23<sup>h</sup> Wave in Dec. ( $- 7'$ ): small fluctuations in H.F.: wave in V.F. ( $- \cdot 0004$ ).
- 6<sup>d</sup> 1 $\frac{1}{2}$ <sup>h</sup> to 6<sup>h</sup> Two successive waves in Dec. ( $+ 6'$ ) and ( $+ 5'$ ), followed by small fluctuations till 22<sup>h</sup>: small fluctuations also in H.F.
- 7<sup>d</sup> 2<sup>h</sup> to 3<sup>h</sup> Wave in Dec. ( $+ 5'$ ): in H.F. ( $+ \cdot 001$ ).
- 7<sup>d</sup> 22<sup>h</sup> to 24<sup>h</sup> Small fluctuations in Dec., H.F. and V.F.
- 8<sup>d</sup> 12<sup>h</sup> to 9<sup>d</sup> 12<sup>h</sup>. See Plate II.
- 9<sup>d</sup> 12<sup>h</sup> to 13<sup>h</sup> Wave in Dec. ( $- 5'$ ): double wave in H.F. ( $- \cdot 001$  to  $+ \cdot 001$ ), followed by small fluctuations till 15<sup>h</sup>. 15 $\frac{1}{2}$ <sup>h</sup> to 20<sup>h</sup> Two successive waves in Dec. ( $- 12'$ ) and ( $- 8'$ ): fluctuations in H.F. ( $\pm \cdot 001$ ): long shallow wave in V.F. ( $+ \cdot 0009$ ). 22 $\frac{1}{2}$ <sup>h</sup> to 24<sup>h</sup> Wave in Dec. ( $- 5'$ ): in H.F. ( $+ \cdot 0018$ ): in V.F. small.
- 10<sup>d</sup> 17<sup>h</sup> to 18<sup>h</sup> Wave in Dec. ( $- 9'$ ): double wave in H.F. ( $- \cdot 001$  to  $+ \cdot 0015$ ): wave in V.F. ( $+ \cdot 0003$ ).
- 11<sup>d</sup> 20 $\frac{1}{2}$ <sup>h</sup> to 21 $\frac{1}{2}$ <sup>h</sup> Wave in Dec. ( $- 3'$ ), followed by small fluctuations till 23<sup>h</sup>. 22<sup>h</sup> to 24<sup>h</sup> Wave in H.F. ( $+ \cdot 001$ ): small fluctuations in V.F.
- 13<sup>d</sup> 6 $\frac{1}{2}$ <sup>h</sup> to 8<sup>h</sup> Wave in Dec. ( $+ 6'$ ): in H.F. ( $- \cdot 001$ ), followed till 12<sup>h</sup> by small fluctuations in Dec., H.F. and V.F.
- 13<sup>d</sup> 12<sup>h</sup> to 15<sup>d</sup> 12<sup>h</sup>. See Plate II.
- 15<sup>d</sup> 12<sup>h</sup> to 15<sup>h</sup> Minor fluctuations in Dec., H.F. and V.F., with wave in H.F. 14<sup>h</sup> to 15<sup>h</sup> ( $- \cdot 001$ ). 20<sup>h</sup> to 21<sup>h</sup> Wave in Dec. ( $- 5'$ ), 21 $\frac{1}{2}$ <sup>h</sup> to 22 $\frac{1}{2}$ <sup>h</sup> irregular wave ( $+ 6'$ ), 15<sup>d</sup> 23 $\frac{1}{2}$ <sup>h</sup> to 16<sup>d</sup> 1 $\frac{1}{2}$ <sup>h</sup> double-crested wave ( $- 8'$ ), followed by two long shallow waves till 16<sup>d</sup> 7<sup>h</sup> ( $- 5'$ ) and ( $- 3'$ ). 15<sup>d</sup> 20 $\frac{1}{2}$ <sup>h</sup> to 16<sup>d</sup> 0<sup>h</sup> Two successive waves in H.F. ( $+ \cdot 0026$ ) and ( $+ \cdot 0034$ ), followed by small fluctuations till 16<sup>d</sup> 2<sup>h</sup>: small fluctuations in V.F.

1895.

- March 16<sup>d</sup> 7 $\frac{1}{2}$ <sup>h</sup> to 8<sup>h</sup> Sharp wave in Dec. ( $-5'$ ): in H.F. small. 14<sup>h</sup> to 24<sup>h</sup> Rapid fluctuations in Dec. ( $\pm 5'$ ): in H.F. ( $\pm .001$ ): in V.F. small, with two successive waves in Dec. 21 $\frac{1}{2}$ <sup>h</sup> to 23<sup>h</sup> ( $-8'$ ) and ( $-5'$ ): double wave in H.F. 20<sup>h</sup> to 23<sup>h</sup> ( $+ .003$  to  $- .0026$ ): wave in V.F. 21<sup>h</sup> to 24<sup>h</sup> ( $- .0007$ ).
- 17<sup>d</sup> 11<sup>h</sup> to 23<sup>h</sup> Fluctuations in Dec. ( $\pm 3'$ ): in H.F. ( $\pm .001$ ): in V.F. small, with double waves 20 $\frac{1}{2}$ <sup>h</sup> to 21 $\frac{1}{2}$ <sup>h</sup> in Dec. ( $+ 11'$  to  $- 11'$ ): in H.F. ( $- .0028$  to  $+ .0022$ ): in V.F. ( $+ .0003$  to  $- .0003$ ).
- 18<sup>d</sup> 0 $\frac{1}{2}$ <sup>h</sup> to 3<sup>h</sup> Wave in Dec. ( $+ 6'$ ): in H.F. and V.F. small. 5<sup>h</sup> to 7<sup>h</sup> Wave in Dec. ( $+ 6'$ ): in H.F. ( $- .001$ ): in V.F. small, followed by small fluctuations till 11<sup>h</sup>. 15 $\frac{1}{2}$ <sup>h</sup> to 16<sup>h</sup> Decrease of Dec. ( $- 8'$ ). 17<sup>h</sup> to 23<sup>h</sup> Small fluctuations in Dec., H.F. and V.F., with wave in Dec. 18<sup>h</sup> to 19<sup>h</sup> ( $- 8'$ ): in H.F. ( $+ .0018$ ).
- 19<sup>d</sup> 5<sup>h</sup> to 7<sup>h</sup> Small wave in Dec.: in H.F. ( $- .0018$ ).
- 19<sup>d</sup> 13<sup>h</sup> to 22<sup>h</sup> Occasional small fluctuations in Dec. and H.F.: long shallow wave in V.F. ( $+ .0009$ ).
- 20<sup>d</sup> 0<sup>h</sup> to 2 $\frac{1}{2}$ <sup>h</sup> Two successive waves in Dec. ( $+ 3'$ ) and ( $+ 3'$ ): small fluctuations in H.F. and V.F.
- 20<sup>d</sup> 12<sup>h</sup> to 22<sup>h</sup> Occasional small fluctuations in Dec., H.F. and V.F., with wave in Dec. 20<sup>h</sup> to 22<sup>h</sup> ( $- 6'$ ).
- 21<sup>d</sup> 0<sup>h</sup> to 3<sup>h</sup> Shallow wave in Dec. ( $- 5'$ ). 0<sup>h</sup> to 1 $\frac{1}{2}$ <sup>h</sup> Wave in H.F. ( $+ .0012$ ).
- 21<sup>d</sup> 15<sup>h</sup> to 19<sup>h</sup> Small fluctuations in Dec., H.F. and V.F. 17 $\frac{1}{2}$ <sup>h</sup> Decrease of Dec. ( $- 5'$ ). 22 $\frac{1}{2}$ <sup>h</sup> to 24<sup>h</sup> Wave in Dec. ( $+ 7'$ ): in H.F. ( $+ .0014$ ). 23<sup>h</sup> to 23 $\frac{1}{2}$ <sup>h</sup> Decrease of V.F. ( $- .0005$ ).
- 22<sup>d</sup> 14<sup>h</sup> to 17 $\frac{1}{2}$ <sup>h</sup> Small fluctuations in Dec. and H.F., followed till 20<sup>h</sup> by an irregular wave in Dec. ( $- 11'$ ) and in H.F. by two successive waves ( $- .0024$ ) and ( $- .002$ ). 16<sup>h</sup> to 23<sup>h</sup> Wave in V.F. ( $+ .0011$ ). 21 $\frac{1}{2}$ <sup>h</sup> to 22<sup>h</sup> Sharp wave in Dec. ( $- 8'$ ): in H.F. ( $+ .003$ ), followed by small fluctuations till 24<sup>h</sup>.
- 23<sup>d</sup> 1<sup>h</sup> to 3<sup>h</sup> Wave in H.F. ( $+ .002$ ). 1 $\frac{1}{2}$ <sup>h</sup> to 4<sup>h</sup> Wave in V.F. ( $- .0004$ ). 2<sup>h</sup> to 3<sup>h</sup> Wave in Dec. ( $- 4'$ ).
- 23<sup>d</sup> 14<sup>h</sup> to 15<sup>h</sup> Decrease of Dec. ( $- 5'$ ): wave in H.F. ( $- .0012$ ). 21<sup>h</sup> to 22<sup>h</sup> Small wave in Dec.: in H.F. ( $+ .0014$ ).
- 24<sup>d</sup> 13<sup>h</sup> to 25<sup>d</sup> 11<sup>h</sup> Occasional small fluctuations in Dec., H.F. and V.F.
- 25<sup>d</sup> 12<sup>h</sup> to 23<sup>h</sup> Small fluctuations in Dec.: in H.F. ( $\pm .001$ ): in V.F. small.
- 26<sup>d</sup> 7 $\frac{1}{2}$ <sup>h</sup> to 8 $\frac{1}{2}$ <sup>h</sup> Small fluctuations in Dec.: wave in H.F. ( $- .001$ ). 10<sup>h</sup> to 12<sup>h</sup> Wave in Dec. ( $+ 4'$ ), followed by small fluctuations till 14<sup>h</sup>. 10<sup>h</sup> to 14<sup>h</sup> Two successive waves in H.F. ( $- .0035$ ) and ( $- .0018$ ). 12<sup>h</sup> to 14<sup>h</sup> Small fluctuations in V.F.
- 27<sup>d</sup> 9<sup>h</sup> to 17<sup>h</sup> Fluctuations in Dec. ( $\pm 4'$ ): in H.F. ( $\pm .001$ ): small occasional fluctuations in V.F.
- 28<sup>d</sup> 12<sup>h</sup> to 18<sup>h</sup> Occasional small fluctuations in Dec., H.F. and V.F.
- 29<sup>d</sup> 0<sup>h</sup> to 10<sup>h</sup> Small fluctuations in Dec., H.F. and V.F.
- 30<sup>d</sup> 4<sup>h</sup> to 11<sup>h</sup> Small fluctuations in Dec., H.F. and V.F. 12 $\frac{1}{2}$ <sup>h</sup> to 14<sup>h</sup> Wave in Dec. ( $+ 5'$ ): in H.F. ( $+ .002$ ), followed by two successive waves in H.F. from 15<sup>h</sup> to 16 $\frac{1}{2}$ <sup>h</sup> ( $+ .0014$ ) and ( $+ .002$ ). 18<sup>h</sup> to 21<sup>h</sup> Double wave in H.F. ( $+ .0014$  to  $- .0012$ ), followed by fluctuations till 24<sup>h</sup> ( $\pm .0008$ ). 19<sup>h</sup> to 20 $\frac{1}{2}$ <sup>h</sup> Wave in Dec. ( $- 9'$ ). 23<sup>h</sup> to 24<sup>h</sup> Decrease of Dec. ( $- 11'$ ). Very small fluctuations throughout in V.F.
- 31<sup>d</sup> 5<sup>h</sup> to 22<sup>h</sup> Fluctuations in Dec., H.F. and V.F., with double wave in H.F. 14<sup>h</sup> to 16 $\frac{1}{2}$ <sup>h</sup> ( $+ .001$  to  $- .0016$ ), and wave 20 $\frac{1}{2}$ <sup>h</sup> to 21 $\frac{1}{2}$ <sup>h</sup> ( $+ .0015$ ).
- April 1<sup>d</sup> 1 $\frac{1}{2}$ <sup>h</sup> to 3<sup>h</sup> Wave in Dec. ( $+ 10'$ ), followed by small fluctuations in Dec., H.F. and V.F. till 16<sup>h</sup>, with waves 2<sup>h</sup> to 5<sup>h</sup> in V.F. ( $- .0007$ ). 13 $\frac{1}{2}$ <sup>h</sup> to 15 $\frac{1}{2}$ <sup>h</sup> in H.F. ( $- .0029$ ). 21<sup>h</sup> to 22 $\frac{1}{2}$ <sup>h</sup> Wave in Dec. ( $- 12'$ ): in H.F. ( $+ .0024$ ).
- 2<sup>d</sup> 3<sup>h</sup> to 21<sup>h</sup> Small fluctuations in Dec., H.F. and V.F.
- 3<sup>d</sup> 1<sup>h</sup> to 2<sup>h</sup> Wave in Dec. ( $+ 4'$ ): in H.F. ( $+ .001$ ), followed by small fluctuations in Dec., H.F. and V.F. till 17<sup>h</sup>. 17<sup>h</sup> to 18<sup>h</sup> Wave in H.F. ( $- .0018$ ).
- 4<sup>d</sup> 0<sup>h</sup> to 2<sup>h</sup> Two successive waves in Dec. ( $+ 4'$ ) and ( $+ 3'$ ): wave in H.F. ( $+ .0012$ ). 13 $\frac{1}{2}$ <sup>h</sup> to 14 $\frac{1}{2}$ <sup>h</sup> Wave in Dec. ( $- 3'$ ): in H.F. ( $- .001$ ). 15<sup>h</sup> to 17<sup>h</sup> Two successive waves in H.F. ( $- .0016$ ) and ( $- .0015$ ): in Dec. and V.F. small fluctuations. 23<sup>h</sup> to 23 $\frac{1}{2}$ <sup>h</sup> Wave in Dec. ( $+ 4'$ ): in H.F. ( $+ .001$ ): slight decrease of V.F.
- 5<sup>d</sup> 0 $\frac{1}{2}$ <sup>h</sup> to 2 $\frac{1}{2}$ <sup>h</sup> Two successive waves in Dec. ( $+ 6'$ ) and ( $+ 5'$ ): wave in H.F. ( $+ .001$ ). 7<sup>h</sup> to 18<sup>h</sup> Small fluctuations in Dec. with wave 12<sup>h</sup> to 14<sup>h</sup> ( $+ 5'$ ): in H.F. fluctuations ( $\pm .001$ ). 18<sup>h</sup> to 20<sup>h</sup> Wave in H.F. ( $- .0028$ ). 18<sup>h</sup> to 21<sup>h</sup> Wave in Dec. ( $- 7'$ ), followed by small fluctuations till 23<sup>h</sup>: small fluctuations in V.F.



1895.

- April 6<sup>d</sup> 0<sup>h</sup> to 23<sup>h</sup> Frequent small fluctuations in Dec., H.F. and V.F., with waves in Dec. 0<sup>h</sup> to 1<sup>h</sup> (+ 5'), 2<sup>h</sup> to 4<sup>h</sup> (+ 10'), 19<sup>h</sup> to 20<sup>h</sup> (+ 3'), 20<sup>h</sup> to 22<sup>h</sup> (- 7'): in H.F. 3<sup>h</sup> to 5<sup>h</sup> (- .0014), 5<sup>h</sup> to 7<sup>h</sup> (- .0014), 17<sup>h</sup> to 19<sup>h</sup> (+ .0017), 20<sup>h</sup> to 21<sup>h</sup> (+ .0016): in V.F. 2<sup>h</sup> to 5<sup>h</sup> (- .0007).
- 7<sup>d</sup> 0<sup>h</sup> to 3<sup>h</sup> Wave in Dec. (+ 6'): in H.F. small. 1<sup>h</sup> to 4<sup>h</sup> Shallow wave in V.F. (- .0004). 5<sup>h</sup> to 16<sup>h</sup> Very small fluctuations in Dec., H.F. and V.F. 12<sup>h</sup> to 13<sup>h</sup> Wave in H.F. (+ .001): in Dec. small. 18<sup>h</sup> to 19<sup>h</sup> Wave in Dec. (- 4'): in H.F. (+ .0016).
- 8<sup>d</sup> 16<sup>h</sup> to 18<sup>h</sup> Small decrease of Dec.: wave in H.F. (- .0018): in V.F. small fluctuations.
- 8<sup>d</sup> 23<sup>h</sup> to 9<sup>d</sup> 1<sup>h</sup> Wave in Dec. (+ 4').
- 9<sup>d</sup> 22<sup>h</sup> to 24<sup>h</sup> Wave in Dec. (- 4'): in H.F. small fluctuations.
- 10<sup>d</sup> 3<sup>h</sup> to 4<sup>h</sup> Wave in Dec. (+ 7'). 3<sup>h</sup> to 6<sup>h</sup> Wave in H.F. (+ .0018). 3<sup>h</sup> to 7<sup>h</sup> Long shallow wave in V.F. (- .0005). 12<sup>h</sup> to 13<sup>h</sup> Wave in H.F. (+ .0012). 15<sup>h</sup> to 16<sup>h</sup> Wave in H.F. (- .001). 19<sup>h</sup> to 20<sup>h</sup> Wave in H.F. (- .001), followed by small fluctuations till 23<sup>h</sup>. 19<sup>h</sup> to 23<sup>h</sup> Two successive waves in Dec. (- 6') and (- 6'): in V.F. small fluctuations.
- 10<sup>d</sup> 23<sup>h</sup> to 11<sup>d</sup> 2<sup>h</sup> Irregular wave in Dec. (- 11'): in H.F. (+ .0038): in V.F. (- .0008).
- 11<sup>d</sup> 6<sup>h</sup> to 12<sup>d</sup> 6<sup>h</sup>. See Plate III.
- 12<sup>d</sup> 6<sup>h</sup> to 19<sup>h</sup> Fluctuations in Dec. ( $\pm 3'$ ): in H.F. ( $\pm .001$ ): in V.F. small. 20<sup>h</sup> to 20<sup>h</sup> Sharp double wave in Dec. (- 5' to + 3'). 20<sup>h</sup> to 22<sup>h</sup> Wave in H.F. (+ .0026): in V.F. (- .0005). 21<sup>h</sup> to 22<sup>h</sup> Wave in Dec. (+ 5').
- 12<sup>d</sup> 22<sup>h</sup> to 13<sup>d</sup> 2<sup>h</sup> Two successive waves in H.F. (+ .0020) and (+ .0014), followed by shallow wave till 4<sup>h</sup> (+ .0012). 13<sup>d</sup> 0<sup>h</sup> to 1<sup>h</sup> Wave in Dec. (- 4'), and double wave till 3<sup>h</sup> (- 5' to + 5'): fluctuations in V.F. ( $\pm .0003$ ).
- 13<sup>d</sup> 11<sup>h</sup> to 15<sup>h</sup> Small fluctuations in Dec. and H.F. 15<sup>h</sup> to 17<sup>h</sup> Decrease of Dec. (- 8'): double wave in H.F. (- .001 to + .0012). 15<sup>h</sup> to 19<sup>h</sup> Shallow wave in V.F. (+ .0005). 19<sup>h</sup> to 20<sup>h</sup> Wave in Dec. (- 8'): double wave in H.F. (- .001 to + .001), followed till midnight by fluctuations in Dec. ( $\pm 3'$ ): in H.F. ( $\pm .001$ ).
- 14<sup>d</sup> 2<sup>h</sup> to 4<sup>h</sup> Wave in Dec. (+ 7'): in H.F. (+ .0018), followed till 16<sup>h</sup> by small fluctuations in all elements. 17<sup>h</sup> to 19<sup>h</sup> Wave in Dec. (- 5'). 17<sup>h</sup> to 18<sup>h</sup> Wave in H.F. (- .001). 22<sup>h</sup> to 23<sup>h</sup> Small wave in Dec.: in H.F. (+ .0012).
- 15<sup>d</sup> 0<sup>h</sup> to 1<sup>h</sup> Wave in Dec. (+ 4'). 11<sup>h</sup> to 16<sup>h</sup> Long wave in Dec. (+ 7'): fluctuations in H.F. ( $\pm .0008$ ), followed 17<sup>h</sup> to 18<sup>h</sup> by wave (- .001). 13<sup>h</sup> to 17<sup>h</sup> Increase of V.F. (+ .0014).
- 16<sup>d</sup> 0<sup>h</sup> to 8<sup>h</sup> Occasional small fluctuations in Dec. and H.F., with wave in Dec. 4<sup>h</sup> to 8<sup>h</sup> (+ 6'). 12<sup>h</sup> to 14<sup>h</sup> Wave in Dec. (+ 5'): in H.F. (+ .0024). 16<sup>h</sup> to 17<sup>h</sup> Fluctuations in H.F. ( $\pm .001$ ), followed by wave till 19<sup>h</sup> (+ .0036), and rapid fluctuations till 22<sup>h</sup> ( $\pm .0014$ ). 16<sup>h</sup> to 20<sup>h</sup> Rapid fluctuations in Dec. ( $\pm 5'$ ), followed by double wave till 22<sup>h</sup> (+ 8' to - 6'). 17<sup>h</sup> to 20<sup>h</sup> Irregular wave in V.F. (+ .0006). 22<sup>h</sup> to 24<sup>h</sup> Wave in Dec. (+ 4'): in H.F. (- .0016).
- 17<sup>d</sup> 1<sup>h</sup> to 3<sup>h</sup> Small fluctuations in Dec.: wave in H.F. (+ .0014). 7<sup>h</sup> to 9<sup>h</sup> Wave in H.F. (- .0016). 12<sup>h</sup> to 22<sup>h</sup> Small fluctuations in H.F. and V.F.: waves in Dec. 19<sup>h</sup> to 20<sup>h</sup> (- 3'), and 21<sup>h</sup> to 22<sup>h</sup> (+ 4').
- 18<sup>d</sup> 0<sup>h</sup> to 1<sup>h</sup> Wave in Dec. (+ 3'), and again 2<sup>h</sup> to 4<sup>h</sup> (+ 5'). 6<sup>h</sup> to 7<sup>h</sup> Small wave in Dec. 13<sup>h</sup> to 19<sup>h</sup> Small fluctuations in Dec. and H.F.: long shallow wave in V.F. (+ .001).
- 19<sup>d</sup> 17<sup>h</sup> to 18<sup>h</sup> Small wave in Dec.: in H.F. (- .0012). 19<sup>h</sup> to 20<sup>h</sup> Wave in Dec. (- 4'): in H.F. (+ .001). 21<sup>h</sup> to 23<sup>h</sup> Double wave in Dec. (- 6' to + 5'): fluctuations in H.F. ( $\pm .001$ ). 21<sup>h</sup> to 24<sup>h</sup> Sharp wave in V.F. (- .0006).
- 20<sup>d</sup> 1<sup>h</sup> to 2<sup>h</sup> Wave in Dec. (+ 4'): in H.F. (+ .0022). 1<sup>h</sup> to 4<sup>h</sup> Decrease of V.F. (- .0005). 4<sup>h</sup> to 7<sup>h</sup> Wave in Dec. (+ 4'): shallow wave in H.F. (+ .0014).
- 21<sup>d</sup> 1<sup>h</sup> to 2<sup>h</sup> Wave in Dec. (+ 4'): in H.F. small.
- 23<sup>d</sup> 6<sup>h</sup> to 7<sup>h</sup> Sharp wave in Dec. (- 4'): in H.F. small. 13<sup>h</sup> to 18<sup>h</sup> Fluctuations in H.F. ( $\pm .001$ ). 15<sup>h</sup> to 17<sup>h</sup> Wave in H.F. (- .0036), with superposed fluctuations ( $\pm .001$ ): small fluctuations in Dec. and V.F. 18<sup>h</sup> to 20<sup>h</sup> Sharp wave in Dec. (- 12'): wave in H.F. (- .0025): sharp wave in V.F. (+ .0008). 21<sup>h</sup> to 23<sup>h</sup> Sharp wave in Dec. (- 21'). 21<sup>h</sup> to 22<sup>h</sup> Wave in H.F. (- .003): in V.F. (- .0004).
- 24<sup>d</sup> 4<sup>h</sup> to 23<sup>h</sup> Small fluctuations in Dec. and H.F.
- 25<sup>d</sup> 3<sup>h</sup> to 5<sup>h</sup> Wave in Dec. (+ 6'): in H.F. (+ .0014): in V.F. (- .0005).
- 25<sup>d</sup> 7<sup>h</sup> to 21<sup>h</sup> Small fluctuations in Dec. and H.F. 15<sup>h</sup> to 16<sup>h</sup> Two successive waves in H.F. (+ .0018) and (+ .0016).
- 26<sup>d</sup> 4<sup>h</sup> to 6<sup>h</sup> Wave in Dec. (+ 4'). 12<sup>h</sup> to 13<sup>h</sup> Wave in Dec. (+ 3'): in H.F. (+ .0012). 15<sup>h</sup> to 16<sup>h</sup> Small wave in Dec.: in H.F. (- .0014). 18<sup>h</sup> to 19<sup>h</sup> Wave in H.F. (- .001). 19<sup>h</sup> to 20<sup>h</sup> Wave in Dec. (- 3'), followed by small fluctuations till midnight. 21<sup>h</sup> to 24<sup>h</sup> Two successive waves in H.F. (- .0014) and (- .0012): in V.F. small.

1895.

- April 27<sup>d</sup> 4<sup>h</sup> to 7<sup>h</sup> Two successive waves in Dec. (+ 7') and (+ 7'), and in H.F. (+ .002) and (+ .0028).  
4<sup>h</sup> to 6<sup>h</sup> Wave in V.F. (- .0004).
- 28<sup>d</sup> 23<sup>h</sup> to 24<sup>h</sup> Small fluctuations in Dec.: wave in H.F. (+ .001): small decrease of V.F.
- 30<sup>d</sup> 15<sup>h</sup> to 22<sup>h</sup> Small fluctuations in Dec., H.F. and V.F.
- May 1<sup>d</sup> 13<sup>h</sup> to 14<sup>h</sup> Wave in H.F. (- .0012). 16<sup>h</sup> to 19<sup>h</sup> Wave in Dec. (- 6'): in H.F. two successive waves (- .0018) and (- .001). 17<sup>h</sup> to 20<sup>h</sup> Shallow wave in V.F. (+ .0006).
- 2<sup>d</sup> 7<sup>h</sup> to 15<sup>h</sup> Small fluctuations in Dec., H.F. and V.F. 15<sup>h</sup> to 16<sup>h</sup> Sharp wave in Dec. (+ 3'): in H.F. (+ .0028): in V.F. small fluctuations. 16<sup>h</sup> to 23<sup>h</sup> Fluctuations in Dec. ( $\pm 2'$ ), with wave 18<sup>h</sup> to 19<sup>h</sup> (- 7'): in H.F. fluctuations ( $\pm .001$ ): in V.F. small.
- 3<sup>d</sup> 0<sup>h</sup> to 1<sup>h</sup> Wave in Dec. (+ 6'): in H.F. (+ .0014). 2<sup>h</sup> to 7<sup>h</sup> Small fluctuations in Dec. and H.F., with wave in H.F. 6<sup>h</sup> to 8<sup>h</sup> (- .002). 7<sup>h</sup> to 9<sup>h</sup> Wave in Dec. (+ 5'). 12<sup>h</sup> to 14<sup>h</sup> Wave in H.F. (- .0014).
- 5<sup>d</sup> 3<sup>h</sup> to 5<sup>h</sup> Wave in Dec. (+ 4'): in H.F. very small. 14<sup>h</sup> to 16<sup>h</sup> Small fluctuations in Dec. and H.F. 18<sup>h</sup> to 19<sup>h</sup> Wave in Dec. (- 5'): in H.F. (- .0018): in V.F. small fluctuations. 21<sup>h</sup> to 22<sup>h</sup> Sharp wave in Dec. (+ 8'): sharp double wave in H.F. (+ .0018 to - .0008): wave in V.F. steep at commencement (- .0007).
- 6<sup>d</sup> 0<sup>h</sup> to 4<sup>h</sup> Two successive shallow waves in Dec. (- 4') and (- 3'): in H.F. and V.F. small. 15<sup>h</sup> to 20<sup>h</sup> Small occasional fluctuations in Dec. and H.F., with wave in H.F. 15<sup>h</sup> to 16<sup>h</sup> (+ .001) and irregular wave 17<sup>h</sup> to 19<sup>h</sup> (+ .0022). 21<sup>h</sup> to 22<sup>h</sup> Wave in H.F. (- .001). 23<sup>h</sup> to 24<sup>h</sup> Sharp wave in Dec. (- 7'): in H.F. (+ .0012).
- 7<sup>d</sup> 1<sup>h</sup> to 22<sup>h</sup> Small fluctuations in Dec.: in H.F. ( $\pm .0008$ ): in V.F. very small. 14<sup>h</sup> to 16<sup>h</sup> Two successive waves in H.F. (- .0014 and - .0020). 16<sup>h</sup> to 17<sup>h</sup> Wave in H.F. (- .0012) and again 20<sup>h</sup> to 21<sup>h</sup> (+ .0018). 20<sup>h</sup> to 22<sup>h</sup> Wave in Dec. (- 8').
- 8<sup>d</sup> 3<sup>h</sup> to 4<sup>h</sup> Double wave in Dec. (- 3' to + 4'). 3<sup>h</sup> to 4<sup>h</sup> Wave in H.F. (+ .0014), followed in Dec. and H.F. by small fluctuations till 9<sup>h</sup>. 4<sup>h</sup> to 5<sup>h</sup> Wave in V.F. (- .0005). 13<sup>h</sup> to 18<sup>h</sup> Small fluctuations in Dec. 13<sup>h</sup> to 15<sup>h</sup> Double wave in H.F. (+ .0016 to - .001). 16<sup>h</sup> to 19<sup>h</sup> Two successive waves in H.F. (+ .0018) and (+ .0012). 19<sup>h</sup> to 21<sup>h</sup> Two successive steep waves in Dec. (- 11') and (- 7'). 19<sup>h</sup> to 20<sup>h</sup> Sharp wave in H.F. (+ .003), followed till 22<sup>h</sup> by fluctuations ( $\pm .0008$ ). 19<sup>h</sup> to 20<sup>h</sup> Wave in V.F. (+ .0003). 22<sup>h</sup> to 23<sup>h</sup> Wave in Dec. (- 7'): in H.F. (- .0008) with small superposed fluctuations.
- 9<sup>d</sup> 6<sup>h</sup> to 13<sup>h</sup> Small fluctuations in Dec., H.F. and V.F. 14<sup>h</sup> to 15<sup>h</sup> Wave in H.F. (+ .001), followed by small fluctuations till 18<sup>h</sup>. 18<sup>h</sup> to 19<sup>h</sup> Wave in Dec. (- 4'): irregular wave in H.F. (+ .0016).
- 10<sup>d</sup> 5<sup>h</sup> to 11<sup>d</sup> 5<sup>h</sup>. See Plate III.
- 11<sup>d</sup> 15<sup>h</sup> to 17<sup>h</sup> Wave in H.F. (+ .0012): in Dec. small.
- 12<sup>d</sup> 17<sup>h</sup> to 23<sup>h</sup> Small occasional fluctuations in Dec. and H.F., with wave in H.F. 19<sup>h</sup> to 20<sup>h</sup> (+ .001).
- 13<sup>d</sup> 1<sup>h</sup> to 4<sup>h</sup> Double shallow wave in Dec. (+ 3' to - 3'): in H.F. and V.F. small. 12<sup>h</sup> to 22<sup>h</sup> Very small fluctuations in Dec. and H.F., with double wave in H.F. 19<sup>h</sup> to 21<sup>h</sup> (+ .0008 to - .001).
- 14<sup>d</sup> 7<sup>h</sup> to 17<sup>h</sup> Small fluctuations in Dec.: in H.F. ( $\pm .0008$ ). 14<sup>h</sup> to 15<sup>h</sup> Sharp wave in V.F. (+ .0006). 17<sup>h</sup> to 19<sup>h</sup> Double-crested wave in Dec. (+ 7'): double wave in H.F. (+ .0032 to - .0014): small fluctuations in V.F. 19<sup>h</sup> to 20<sup>h</sup> Sharp wave in Dec. (- 5'): in H.F. (+ .001). 20<sup>h</sup> to 21<sup>h</sup> Sharp double wave in Dec. (- 8' to + 6'): wave in H.F. (+ .003): decrease of V.F. (- .001).
- 14<sup>d</sup> 22<sup>h</sup> to 15<sup>d</sup> 1<sup>h</sup> Double wave in Dec. (+ 4' to - 6'), followed by shallow wave till 15<sup>d</sup> 3<sup>h</sup> (- 4'): fluctuations in H.F. ( $\pm .0008$ ). 3<sup>h</sup> to 4<sup>h</sup> Increase of Dec. (+ 7'). 4<sup>h</sup> to 6<sup>h</sup> Wave in H.F. (+ .001).
- 16<sup>d</sup> 19<sup>h</sup> to 21<sup>h</sup> Wave in Dec. (- 3'): in H.F. small fluctuations.
- 17<sup>d</sup> 0<sup>h</sup> to 1<sup>h</sup> Wave in Dec. (+ 3'): in H.F. very small fluctuations. 19<sup>h</sup> to 21<sup>h</sup> Small fluctuations in H.F. ( $\pm .0006$ ).
- 17<sup>d</sup> 21<sup>h</sup> to 18<sup>d</sup> 3<sup>h</sup> Three successive waves in Dec. (- 5'), (- 3') and (- 5').
- 18<sup>d</sup> 0<sup>h</sup> to 2<sup>h</sup> Wave in H.F. (+ .001).
- 18<sup>d</sup> 5<sup>h</sup> to 7<sup>h</sup> Two successive waves in Dec. (- 4') and (- 4'): in H.F. small. 12<sup>h</sup> to 20<sup>h</sup> Very small fluctuations in Dec.: occasional fluctuations in H.F. ( $\pm .0006$ ). 19<sup>h</sup> to 20<sup>h</sup> Sharp wave in H.F. (+ .0024). 16<sup>h</sup> to 22<sup>h</sup> Long shallow wave in V.F. (+ .0009).
- 18<sup>d</sup> 23<sup>h</sup> to 19<sup>d</sup> 1<sup>h</sup> Fluctuations in Dec. ( $\pm 2'$ ): in H.F. ( $\pm .0008$ ): in V.F. small.
- 19<sup>d</sup> 11<sup>h</sup> to 20<sup>h</sup> Small occasional fluctuations in H.F.

1895.

May

- 20<sup>d</sup> 0<sup>h</sup> to 1<sup>h</sup> Wave in Dec. (+ 3'): in H.F. small, followed till 11<sup>h</sup> by small fluctuations in Dec. ( $\pm 2'$ ): in H.F. very small. 11<sup>h</sup> to 12<sup>h</sup> Wave in Dec. (- 3'). 12<sup>h</sup> to 13<sup>h</sup> Wave in H.F. (+ '0012), followed by small fluctuations till 23<sup>h</sup>.
- 21<sup>d</sup> 0<sup>h</sup> to 2<sup>h</sup> Wave in Dec. (- 3'): in H.F. 0<sup>h</sup> to 1<sup>h</sup> (+ '001), followed till 16<sup>h</sup> by small fluctuations in Dec. and H.F. 17<sup>h</sup> to 18<sup>h</sup> Decrease of Dec. (- 5'): wave in H.F. (+ '0022), followed by small fluctuations till 21<sup>h</sup>: very small fluctuations in V.F.
- 22<sup>d</sup> 3<sup>h</sup> to 19<sup>h</sup> Small fluctuations in Dec. with sharp wave 8<sup>h</sup> to 8<sup>h</sup> (- 4'): fluctuations in H.F. ( $\pm$  '001): in V.F. small.
- 24<sup>d</sup> 18<sup>h</sup> to 19<sup>h</sup> Wave in H.F. (- '001). 19<sup>h</sup> to 21<sup>h</sup> Wave in Dec. (- 4'): in H.F. small.
- 25<sup>d</sup> 15<sup>h</sup> to 19<sup>h</sup> Decrease of Dec. (- 11'): shallow wave in H.F. (- '0024).
- 26<sup>d</sup> 0<sup>h</sup> to 1<sup>h</sup> Wave in Dec. (- 3'): fluctuations in H.F. ( $\pm$  '0006).
- 27<sup>d</sup> 15<sup>h</sup> to 15<sup>h</sup> Small wave in Dec.: sharp wave in H.F. (+ '001). 17<sup>h</sup> to 18<sup>h</sup> Sharp wave in H.F. (+ '0014).
- 28<sup>d</sup> 7<sup>h</sup> to 8<sup>h</sup> Sharp wave in Dec. (- 3'): in H.F. very small. 12<sup>h</sup> to 13<sup>h</sup> Wave in H.F. (+ '001). 14<sup>h</sup> to 15<sup>h</sup> Small fluctuations in Dec.: wave in H.F. (+ '0018), followed till 16<sup>h</sup> by irregular wave (+ '0032). 14<sup>h</sup> to 21<sup>h</sup> Long shallow wave in V.F. (+ '0006). 17<sup>h</sup> to 18<sup>h</sup> Small fluctuations in Dec.: in H.F. ( $\pm$  '002): in V.F. small and sharp.
- 29<sup>d</sup> 0<sup>h</sup> to 30<sup>d</sup> 0<sup>h</sup>. See Plate III.
- 30<sup>d</sup> 0<sup>h</sup> to 7<sup>h</sup> Occasional small fluctuations in Dec. and H.F.
- 30<sup>d</sup> 16<sup>h</sup> to 31<sup>d</sup> 3<sup>h</sup> Fluctuations in Dec. ( $\pm 3'$ ), with two successive waves 30<sup>d</sup> 21<sup>h</sup> to 31<sup>d</sup> 1<sup>h</sup> (- 9') and (- 10'): fluctuations in H.F. ( $\pm$  '001), with sharp wave 19<sup>h</sup> to 20<sup>h</sup> (+ '0024). 30<sup>d</sup> 14<sup>h</sup> to 22<sup>h</sup> Long shallow wave in V.F. (+ '0013). 30<sup>d</sup> 23<sup>h</sup> to 31<sup>d</sup> 0<sup>h</sup> Sharp wave in V.F. (- '0004).
- 31<sup>d</sup> 5<sup>h</sup> to 6<sup>h</sup> Fluctuations in Dec. ( $\pm 2'$ ): decrease of H.F. (- '003). 22<sup>h</sup> to 24<sup>h</sup> Fluctuations in Dec. ( $\pm 3'$ ). 23<sup>h</sup> to 24<sup>h</sup> Wave in H.F. (+ '003): in V.F. (- '0004).

June

- 1<sup>d</sup> 18<sup>h</sup> to 23<sup>h</sup> Small fluctuations in Dec., H.F. and V.F.
- 2<sup>d</sup> 2<sup>h</sup> to 9<sup>h</sup> Long wave in Dec. (- 9') with superposed fluctuations ( $\pm 2'$ ): two successive small shallow waves in V.F. 6<sup>h</sup> to 9<sup>h</sup> Wave in H.F. (- '0022) with small superposed fluctuations. 12<sup>h</sup> to 24<sup>h</sup> Rapid fluctuations in Dec. ( $\pm 3'$ ): in H.F. ( $\pm$  '0015). 12<sup>h</sup> to 22<sup>h</sup> Long shallow wave in V.F. (+ '0014).
- 3<sup>d</sup> 5<sup>h</sup> to 7<sup>h</sup> Wave in Dec. (- 6') with small superposed fluctuations. 7<sup>h</sup> to 9<sup>h</sup> Small fluctuations in Dec.: wave in H.F. (+ '0016). 12<sup>h</sup> to 14<sup>h</sup> Shallow double-crested wave in Dec. (+ 4'): double wave in H.F. (+ '0012 to - '0012). 16<sup>h</sup> to 23<sup>h</sup> Fluctuations in Dec. ( $\pm 2'$ ): in H.F. (rapid) ( $\pm$  '002): in V.F. ( $\pm$  '0002).
- 4<sup>d</sup> 0<sup>h</sup> to 3<sup>h</sup> Wave in Dec. (- 8'): two successive waves in H.F. (+ '0024) and (+ '0026): double-crested wave in V.F. (- '0012). 3<sup>h</sup> to 11<sup>h</sup> Small fluctuations in Dec., H.F. and V.F. 13<sup>h</sup> to 24<sup>h</sup> Occasional fluctuations in Dec. ( $\pm 2'$ ): in H.F. ( $\pm$  '001). 18<sup>h</sup> to 20<sup>h</sup> Wave in H.F. (+ '0024): small fluctuations in V.F.
- 5<sup>d</sup> 0<sup>h</sup> to 1<sup>h</sup> Wave in Dec. (+ 8'). 2<sup>h</sup> to 3<sup>h</sup> Decrease of H.F. (- '002). 1<sup>h</sup> to 4<sup>h</sup> Wave in V.F. (- '0006). 4<sup>h</sup> to 9<sup>h</sup> Small fluctuations in Dec., H.F. and V.F. 12<sup>h</sup> to 13<sup>h</sup> Wave in Dec. (+ 4'): two successive waves in H.F. till 15<sup>h</sup> (+ '0018) and (+ '002), followed by small fluctuations till 18<sup>h</sup> in Dec. and H.F. 20<sup>h</sup> Decrease of H.F. (- '0014). 22<sup>h</sup> to 23<sup>h</sup> Wave in Dec. (+ 5'). 22<sup>h</sup> to 23<sup>h</sup> Wave in H.F. (+ '0018). 22<sup>h</sup> to 23<sup>h</sup> Decrease of V.F. (- '0005).
- 6<sup>d</sup> 14<sup>h</sup> to 15<sup>h</sup> Wave in H.F. (+ '0016): in V.F. very small fluctuations. 17<sup>h</sup> to 20<sup>h</sup> Small wave in Dec.: in H.F. two successive waves (+ '0032) and (+ '003): in V.F. very small fluctuations. 22<sup>h</sup> to 24<sup>h</sup> Three successive waves in Dec. (+ 7'), (+ 4') and (+ 3'): two successive waves in H.F. (+ '003) and (+ '0026). 22<sup>h</sup> to 23<sup>h</sup> Decrease of V.F. (- '001), followed by a small positive wave.
- 7<sup>d</sup> 0<sup>h</sup> to 3<sup>h</sup> Wave in Dec., steep at commencement (+ 13'). 0<sup>h</sup> to 1<sup>h</sup> Wave in H.F. (+ '0016): in V.F. (- '0005). 2<sup>h</sup> to 5<sup>h</sup> Fluctuations in Dec. and H.F., with wave in Dec. (- 6').
- 9<sup>d</sup> 3<sup>h</sup> to 4<sup>h</sup> Wave in Dec. (+ 3'): in H.F. small fluctuations. 4<sup>h</sup> to 6<sup>h</sup> Small wave in V.F. (- '0003). 11<sup>h</sup> to 22<sup>h</sup> Small occasional fluctuations in H.F. 20<sup>h</sup> to 22<sup>h</sup> Wave in Dec., steep at commencement (- 6').
- 10<sup>d</sup> 0<sup>h</sup> to 1<sup>h</sup> Small fluctuations in Dec.: double wave in H.F. (+ '0016 to - '0012). 0<sup>h</sup> to 3<sup>h</sup> Wave in V.F. (- '0008). 12<sup>h</sup> to 13<sup>h</sup> Wave in H.F. (- '001). 14<sup>h</sup> to 17<sup>h</sup> Small fluctuations in Dec. and V.F.: two successive waves in H.F. (+ '0018) and (+ '0024). 22<sup>h</sup> to 23<sup>h</sup> Wave in Dec. (- 3'): in H.F. small.

1895.

- June
- 11<sup>d</sup> 0<sup>h</sup> to 1 $\frac{1}{2}$ <sup>h</sup> Wave in Dec. (+ 5'): in H.F. (+ .0016), followed till 11<sup>h</sup> by small fluctuations in both elements. 0<sup>h</sup> to 5<sup>h</sup> Long shallow wave in V.F. (- .0007). 12<sup>h</sup> to 23<sup>h</sup> Occasional fluctuations in H.F. ( $\pm$  .0005): in Dec. and V.F. very small. 22 $\frac{1}{2}$ <sup>h</sup> to 23 $\frac{1}{2}$ <sup>h</sup> Wave in Dec. (+ 3'): in H.F. (- .0008).
- 12<sup>d</sup> 23<sup>h</sup> to 23 $\frac{1}{2}$ <sup>h</sup> Decrease of Dec. (- 4').
- 14<sup>d</sup> 22 $\frac{1}{2}$ <sup>h</sup> to 24<sup>h</sup> Wave in H.F. (+ .001).
- 16<sup>d</sup> 0<sup>h</sup> to 7<sup>h</sup> Small rapid fluctuations in Dec. and H.F. 12<sup>h</sup> to 16<sup>h</sup> Fluctuations in H.F. ( $\pm$  .0008), followed by double wave till 18<sup>h</sup> (- .0024 to + .002), and small fluctuations till 23<sup>h</sup>. 16<sup>h</sup> to 23<sup>h</sup> Small occasional fluctuations in Dec. and V.F.
- 17<sup>d</sup> 1<sup>h</sup> to 11<sup>h</sup> Fluctuations in Dec. ( $\pm$  3'): in H.F. ( $\pm$  .001), with wave in Dec. 3<sup>h</sup> to 4<sup>h</sup> (+ 5'), and two successive waves 6<sup>h</sup> to 7 $\frac{1}{2}$ <sup>h</sup> (- 5') and (- 8'). 6<sup>h</sup> to 7<sup>h</sup> Wave in H.F. (- .002). 2<sup>h</sup> to 11<sup>h</sup> Small fluctuations in V.F. 12<sup>h</sup> to 20<sup>h</sup> Small fluctuations in Dec.: in H.F. ( $\pm$  .001). 17<sup>h</sup> to 19<sup>h</sup> Double wave in H.F. (- .0015 to + .0009). 12<sup>h</sup> to 22<sup>h</sup> Long wave in V.F. (+ .001).
- 18<sup>d</sup> 0<sup>h</sup> to 1<sup>h</sup> Wave in Dec. (+ 5'): in H.F. (+ .0016): decrease of V.F. (- .0005). 1<sup>h</sup> to 3<sup>h</sup> Double wave in Dec. (- 5' to + 5'), followed by small fluctuations till 10<sup>h</sup>. 1<sup>h</sup> to 10<sup>h</sup> Small fluctuations in H.F. and V.F. 14<sup>h</sup> to 18<sup>h</sup> Small fluctuations in Dec.: in H.F. ( $\pm$  .0008).
- 19<sup>d</sup> 4<sup>h</sup> to 8<sup>h</sup> Small fluctuations in Dec., H.F. and V.F.
- 22<sup>d</sup> 15<sup>h</sup> to 16 $\frac{1}{2}$ <sup>h</sup> Small wave in Dec.: in H.F. two successive waves (+ .0022) and (+ .002): in V.F. small fluctuations. 22<sup>h</sup> to 22 $\frac{1}{2}$ <sup>h</sup> Decrease of Dec. (- 5').
- 23<sup>d</sup> 0 $\frac{1}{2}$ <sup>h</sup> to 1<sup>h</sup> Sharp wave in Dec. (+ 6'): in H.F. (+ .0014). 1<sup>h</sup> to 1 $\frac{1}{2}$ <sup>h</sup> Decrease of V.F. (- .0004). 14<sup>h</sup> to 15<sup>h</sup> Wave in Dec. (+ 4'), followed by small fluctuations till 17<sup>h</sup>. 12<sup>h</sup> to 14<sup>h</sup> and 14 $\frac{1}{2}$ <sup>h</sup> to 16<sup>h</sup> Waves in H.F. (- .002) and (- .0024), followed by fluctuations ( $\pm$  .001) till 19<sup>h</sup>: in V.F. small fluctuations. 19<sup>h</sup> to 20<sup>h</sup> Wave in Dec. (- 3'): in H.F. (+ .0012).
- 24<sup>d</sup> 0<sup>h</sup> to 1<sup>h</sup> Wave in Dec. (+ 4'): in H.F. small fluctuations. 0<sup>h</sup> to 3<sup>h</sup> Wave in V.F. (- .0004). 18<sup>h</sup> to 20<sup>h</sup> Decrease of Dec. (- 4'). 17 $\frac{1}{2}$ <sup>h</sup> to 19<sup>h</sup> Double wave in H.F. (+ .0008 to - .001).
- 27<sup>d</sup> 0<sup>h</sup> to 1 $\frac{1}{2}$ <sup>h</sup> Wave in Dec. (+ 4'), followed till 6<sup>h</sup> by small occasional fluctuations: in H.F. very small fluctuations. 14<sup>h</sup> to 22<sup>h</sup> Small rapid fluctuations in Dec.: in H.F. ( $\pm$  .001) in V.F. small.
- 28<sup>d</sup> 5<sup>h</sup> to 10<sup>h</sup> Small rapid fluctuations in Dec. and H.F. 12<sup>h</sup> to 23<sup>h</sup> Very small fluctuations in Dec. and V.F.: occasional fluctuations in H.F. ( $\pm$  .0006).
- 29<sup>d</sup> 1<sup>h</sup> to 3<sup>h</sup> Wave in Dec., steep at commencement (- 7'): in H.F. (+ .0014): in V.F. (- .0003). 5<sup>h</sup> to 8<sup>h</sup> Small fluctuations in Dec., H.F. and V.F. 12<sup>h</sup> to 16<sup>h</sup> Small fluctuations in Dec.: in H.F. occasional ( $\pm$  .0005). 21<sup>h</sup> to 22<sup>h</sup> Wave in Dec. (- 5'): in H.F. (- .001): small fluctuations in V.F. 22 $\frac{1}{2}$ <sup>h</sup> to 23<sup>h</sup> Decrease of Dec. (- 4').
- 30<sup>d</sup> 0<sup>h</sup> to 0 $\frac{1}{2}$ <sup>h</sup> Small wave in Dec.: in H.F. (+ .001), followed till 3<sup>h</sup> by shallow wave in Dec. (- 5'), and by very small fluctuations in H.F. 0<sup>h</sup> to 4<sup>h</sup> Wave in V.F. (- .0003). 4<sup>h</sup> to 10<sup>h</sup> Small occasional fluctuations in Dec. and H.F., with wave in H.F. 7<sup>h</sup> to 10<sup>h</sup> (- .002). 11 $\frac{1}{2}$ <sup>h</sup> to 12 $\frac{1}{2}$ <sup>h</sup> Wave in H.F. (+ .0012), followed by fluctuations till 17<sup>h</sup>. 13 $\frac{1}{2}$ <sup>h</sup> to 24<sup>h</sup> Long wave in V.F. (+ .0008), with small superposed fluctuations. 17<sup>h</sup> to 19<sup>h</sup> Large wave in H.F., steep at end (+ .0042), followed by two successive waves till 22<sup>h</sup> (+ .001) and (+ .0012). 18<sup>h</sup> to 20<sup>h</sup> Two successive waves in Dec. (- 8') and (- 4'). 23 $\frac{1}{2}$ <sup>h</sup> to 24<sup>h</sup> Sharp wave in Dec. (+ 4'): in H.F. (+ .0022): decrease of V.F. (- .0003).
- July
- 1<sup>d</sup> 5<sup>h</sup> to 6<sup>h</sup> Wave in Dec. (- 4'), followed by long shallow wave till 10<sup>h</sup> (- 8'), with superposed fluctuations ( $\pm$  2'): in H.F. and V.F. small fluctuations. 11<sup>h</sup> to 23<sup>h</sup> Fluctuations in Dec. ( $\pm$  3'). 11 $\frac{1}{2}$ <sup>h</sup> to 13 $\frac{1}{2}$ <sup>h</sup> Two successive waves in H.F. (+ .002) and (+ .0025), followed by fluctuations till 15<sup>h</sup>. 15 $\frac{1}{2}$ <sup>h</sup> to 16 $\frac{1}{2}$ <sup>h</sup> Wave in H.F. (- .002). 17 $\frac{1}{2}$ <sup>h</sup> to 19<sup>h</sup> Serrated double wave (- .0018 to + .0024), followed by fluctuations till 23<sup>h</sup> ( $\pm$  .0007). 18 $\frac{1}{2}$ <sup>h</sup> to 20 $\frac{1}{2}$ <sup>h</sup> Two successive waves in Dec. (+ 7') and (+ 3'): small fluctuations in V.F.
- 2<sup>d</sup> 0<sup>h</sup> to 3<sup>h</sup> Wave in Dec., steep at end (- 11'): irregular wave in H.F. (+ .002). 1<sup>h</sup> to 2<sup>h</sup> Wave in V.F. (- .0005). 4<sup>h</sup> to 12<sup>h</sup> Small fluctuations in Dec. and H.F., with sharp wave 6 $\frac{1}{2}$ <sup>h</sup> to 8<sup>h</sup> in Dec. (+ 5'): in H.F. (- .0014). 4<sup>h</sup> to 11<sup>h</sup> Long shallow wave in V.F. (+ .0007). 13<sup>h</sup> to 16<sup>h</sup> Small fluctuations in Dec. and V.F.: in H.F. ( $\pm$  .001). 17<sup>h</sup> to 23<sup>h</sup> Occasional small fluctuations in Dec. and H.F. 19<sup>h</sup> to 20 $\frac{1}{2}$ <sup>h</sup> Sharp wave in Dec. (- 5').
- 4<sup>d</sup> 15<sup>h</sup> to 22<sup>h</sup> Small fluctuations in Dec.: in H.F. ( $\pm$  .0008), with wave 18<sup>h</sup> to 20<sup>h</sup> in Dec. (- 3'): in H.F. (- .002). 16 $\frac{1}{2}$ <sup>h</sup> to 20<sup>h</sup> Wave in V.F. (+ .0005).
- 5<sup>d</sup> 5<sup>h</sup> to 10<sup>h</sup> Small fluctuations in Dec. and H.F. 20 $\frac{1}{2}$ <sup>h</sup> to 21<sup>h</sup> Decrease of Dec. (- 5'): wave in H.F. (+ .001), followed by small fluctuations till 23<sup>h</sup>.

1895.

- July 6<sup>d</sup> 1<sup>h</sup> to 2<sup>h</sup> Wave in H.F. (+ '0016): decrease of V.F. (- '0005). 2<sup>h</sup> to 4<sup>1</sup>/<sub>2</sub><sup>h</sup> Double wave in Dec. (- 6' to + 3'): wave in H.F. (- '001). 4<sup>1</sup>/<sub>2</sub><sup>h</sup> to 6<sup>1</sup>/<sub>2</sub><sup>h</sup> Decrease of H.F. (- '0036), followed till 11<sup>h</sup> by fluctuations in Dec. ( $\pm 2'$ ): in H.F. ( $\pm$  '0006): in V.F. small. 13<sup>h</sup> to 18<sup>h</sup> Small fluctuations in Dec. 13<sup>1</sup>/<sub>2</sub><sup>h</sup> to 15<sup>h</sup> Sharp wave in H.F. (- '0016), followed by rapid fluctuations till 16<sup>h</sup> ( $\pm$  '0014), and small fluctuations till 19<sup>h</sup>. 13<sup>h</sup> to 21<sup>h</sup> Long wave in V.F. (+ '0012). 20<sup>h</sup> to 21<sup>1</sup>/<sub>2</sub><sup>h</sup> Wave in Dec. (- 5'). 20<sup>h</sup> to 21<sup>h</sup> Wave in H.F. (- '0012).
- 7<sup>d</sup> 11<sup>h</sup> to 17<sup>h</sup> Small fluctuations in H.F.
- 8<sup>d</sup> 6<sup>h</sup> to 11<sup>h</sup> Very small fluctuations in Dec. and H.F. 13<sup>h</sup> to 23<sup>h</sup> Fluctuations in H.F. ( $\pm$  '0006): in V.F. small. 21<sup>h</sup> to 22<sup>h</sup> Wave in Dec. (- 3').
- 9<sup>d</sup> 16<sup>h</sup> to 23<sup>h</sup> Small occasional fluctuations in Dec., H.F. and V.F.
- 10<sup>d</sup> 12<sup>1</sup>/<sub>2</sub><sup>h</sup> to 19<sup>h</sup> Small fluctuations in H.F. with wave 16<sup>h</sup> to 17<sup>h</sup> (- '001). 22<sup>h</sup> to 22<sup>1</sup>/<sub>2</sub><sup>h</sup> Decrease of Dec. (- 5').
- 11<sup>d</sup> 8<sup>1</sup>/<sub>2</sub><sup>h</sup> Sharp movement in Dec. (- 5'). 9<sup>h</sup> to 21<sup>h</sup> Small fluctuations in H.F. with wave 14<sup>1</sup>/<sub>2</sub><sup>h</sup> to 15<sup>1</sup>/<sub>2</sub><sup>h</sup> (- '001).
- 12<sup>d</sup> 2<sup>1</sup>/<sub>2</sub><sup>h</sup> to 5<sup>1</sup>/<sub>2</sub><sup>h</sup> Two successive waves in Dec. (+ 6') and (+ 4'): in H.F. (+ '0012) and (+ '0012), followed by small fluctuations in Dec., H.F. and V.F. till 8<sup>h</sup>. 12<sup>h</sup> to 15<sup>h</sup> Small fluctuations in Dec. 12<sup>h</sup> to 13<sup>1</sup>/<sub>2</sub><sup>h</sup> Two successive waves in H.F. (- '001) and (- '0014); 14<sup>h</sup> to 17<sup>h</sup> double wave (- '0024 to + '002). 15<sup>1</sup>/<sub>2</sub><sup>h</sup> to 16<sup>h</sup> Wave in Dec. (+ 3'): in V.F. small fluctuations. 17<sup>h</sup> to 21<sup>1</sup>/<sub>2</sub><sup>h</sup> Small fluctuations in Dec., H.F. and V.F. 19<sup>h</sup> to 19<sup>1</sup>/<sub>2</sub><sup>h</sup> Wave in H.F. (+ '0012).
- 12<sup>d</sup> 22<sup>h</sup> to 13<sup>d</sup> 3<sup>h</sup> Three successive waves in Dec. (- 9'), (- 10') and (- 13'). 12<sup>d</sup> 21<sup>h</sup> to 22<sup>1</sup>/<sub>2</sub><sup>h</sup> Wave in H.F. (- '0022): serrated wave 12<sup>d</sup> 23<sup>h</sup> to 13<sup>d</sup> 1<sup>h</sup> (- '0028), and wave 13<sup>d</sup> 1<sup>h</sup> to 2<sup>h</sup> (- '002). 12<sup>d</sup> 23<sup>h</sup> to 13<sup>d</sup> 0<sup>h</sup> Decrease of V.F. (- '0007), followed by wave 13<sup>d</sup> 1<sup>h</sup> to 2<sup>h</sup> (- '0008).
- 13<sup>d</sup> 3<sup>h</sup> to 8<sup>1</sup>/<sub>2</sub><sup>h</sup> Long wave in Dec. (- 9'), with superposed fluctuations ( $\pm 2'$ ), followed by small fluctuations till 11<sup>h</sup>. 2<sup>h</sup> to 6<sup>h</sup> Small fluctuations in H.F. followed by wave till 9<sup>h</sup> (- '0026), and by small fluctuations till 11<sup>h</sup>. 2<sup>h</sup> to 6<sup>h</sup> Shallow wave in V.F. (- '0005). 11<sup>h</sup> to 13<sup>h</sup> Small fluctuations in Dec. and H.F. 14<sup>h</sup> to 17<sup>h</sup> Double wave in H.F. (+ '0012 to - '001), followed by small fluctuations till 23<sup>h</sup>. 22<sup>h</sup> to 23<sup>h</sup> Sharp wave in Dec. (- 5').
- 14<sup>d</sup> 2<sup>h</sup> to 4<sup>h</sup> Sharp double wave in Dec. (+ 9' to - 6'): in H.F. (+ '0018 to - '0016): in V.F. wave (- '001), followed by small occasional fluctuations in all elements till 13<sup>h</sup>. 14<sup>h</sup> to 17<sup>h</sup> Double wave in H.F. (+ '0018 to - '002), followed by small fluctuations till 21<sup>h</sup>.
- 15<sup>d</sup> 0<sup>h</sup> to 10<sup>h</sup> Fluctuations in Dec. ( $\pm 2'$ ), with wave 8<sup>h</sup> to 9<sup>h</sup> (- 5'): in H.F. small fluctuations with double wave 2<sup>h</sup> to 3<sup>1</sup>/<sub>2</sub><sup>h</sup> (+ '001 to - '0012), and wave 7<sup>h</sup> to 9<sup>h</sup> (- '0012). 2<sup>h</sup> to 4<sup>h</sup> Wave in V.F. (- '0003), followed by very small fluctuations till 10<sup>h</sup>. 12<sup>h</sup> to 22<sup>h</sup> Very small fluctuations in Dec., H.F. and V.F. 15<sup>1</sup>/<sub>2</sub><sup>h</sup> to 17<sup>1</sup>/<sub>2</sub><sup>h</sup> Wave in H.F. (- '001).
- 16<sup>d</sup> 6<sup>1</sup>/<sub>2</sub><sup>h</sup> to 8<sup>1</sup>/<sub>2</sub><sup>h</sup> Wave in Dec. (+ 5'): in H.F. small. 8<sup>1</sup>/<sub>2</sub><sup>h</sup> to 10<sup>h</sup> Wave in H.F. (- '001): small fluctuations in V.F. 16<sup>h</sup> to 21<sup>h</sup> Very small fluctuations in Dec. and V.F.: in H.F. ( $\pm$  '0006).
- 17<sup>d</sup> 2<sup>h</sup> to 4<sup>h</sup> Wave in Dec. (+ 4'): in H.F. and V.F. small. 6<sup>h</sup> to 18<sup>h</sup> Small fluctuations in Dec., H.F. and V.F.
- 18<sup>d</sup> 5<sup>h</sup> to 18<sup>h</sup> Small occasional fluctuations in Dec., H.F. and V.F. 13<sup>1</sup>/<sub>2</sub><sup>h</sup> to 14<sup>1</sup>/<sub>2</sub><sup>h</sup> Wave in H.F. (+ '0012).
- 20<sup>d</sup> 2<sup>h</sup> to 20<sup>h</sup> Small fluctuations in Dec., H.F. and V.F., with double irregular wave in Dec. 4<sup>h</sup> to 6<sup>1</sup>/<sub>2</sub><sup>h</sup> (+ 4' to - 3'). 18<sup>1</sup>/<sub>2</sub><sup>h</sup> to 19<sup>1</sup>/<sub>2</sub><sup>h</sup> Wave in H.F. (- '0014).
- 21<sup>d</sup> 0<sup>h</sup> to 3<sup>h</sup> Two successive waves in Dec. (- 4') and (- 3'): wave in H.F. (+ '0014). 0<sup>h</sup> to 5<sup>h</sup> Wave in V.F. (- '0005). 14<sup>h</sup> to 17<sup>h</sup> Wave in H.F. (+ '0016), followed by small fluctuations till 23<sup>h</sup>.
- 22<sup>d</sup> 1<sup>h</sup> to 2<sup>1</sup>/<sub>2</sub><sup>h</sup> Wave in Dec. (- 5'): small fluctuations in H.F. 3<sup>h</sup> to 5<sup>h</sup> Sharp wave in Dec. (+ 7'): in H.F. (+ '001): in V.F. 3<sup>1</sup>/<sub>2</sub><sup>h</sup> to 5<sup>1</sup>/<sub>2</sub><sup>h</sup> (- '0004).
- 23<sup>d</sup> 0<sup>h</sup> to 1<sup>h</sup> Wave in Dec. (+ 3'): in H.F. (+ '001): in V.F. small; followed by small fluctuations in Dec. and H.F. till 17<sup>h</sup>. 17<sup>1</sup>/<sub>2</sub><sup>h</sup> to 19<sup>h</sup> Slight wave in H.F.
- 24<sup>d</sup> 13<sup>h</sup> to 14<sup>1</sup>/<sub>2</sub><sup>h</sup> Wave in H.F. (+ '0016): small fluctuations in V.F.
- 25<sup>d</sup> 16<sup>h</sup> to 17<sup>h</sup> Small wave in H.F.
- 26<sup>d</sup> 1<sup>h</sup> to 3<sup>h</sup> Sharp wave in Dec. (+ 9'): fluctuations in H.F. ( $\pm$  '0008): wave in V.F. (- '0005). 14<sup>h</sup> to 22<sup>h</sup> Small fluctuations in Dec. and V.F.: in H.F. ( $\pm$  '001), with double wave 15<sup>h</sup> to 17<sup>h</sup> (- '0018 to + '0022). 22<sup>h</sup> to 23<sup>1</sup>/<sub>2</sub><sup>h</sup> Wave in Dec. (- 5').
- 27<sup>d</sup> 0<sup>h</sup> to 3<sup>h</sup> Small fluctuations in Dec., H.F. and V.F. 3<sup>1</sup>/<sub>2</sub><sup>h</sup> to 5<sup>h</sup> Wave in Dec. (+ 5'), followed by double wave till 8<sup>h</sup> (- 7' to + 7'). 5<sup>h</sup> to 8<sup>h</sup> Double wave in H.F. (- '0018 to + '0016): wave in V.F. (+ '0004): small fluctuations in Dec., H.F. and V.F. till 17<sup>h</sup>, followed by sharp wave in Dec. till 18<sup>h</sup> (- 6'). 17<sup>1</sup>/<sub>2</sub><sup>h</sup> to 18<sup>1</sup>/<sub>2</sub><sup>h</sup> Wave in H.F. (+ '0022). 19<sup>1</sup>/<sub>2</sub><sup>h</sup> to 21<sup>1</sup>/<sub>2</sub><sup>h</sup> Two successive waves in Dec. (- 11') and (- 5'): wave in H.F. (+ '0034), followed by fluctuations in Dec. till 24<sup>h</sup> ( $\pm 3'$ ), and in H.F. till 22<sup>h</sup> ( $\pm$  '001). 22<sup>h</sup> to 23<sup>1</sup>/<sub>2</sub><sup>h</sup> Serrated wave in H.F. (+ '0024): small fluctuations in V.F.

1895.

- July 28<sup>d</sup> 1<sup>h</sup> to 2<sup>½</sup><sup>h</sup> Wave in Dec. (+ 4'), followed by small occasional fluctuations in Dec. and H.F. till 9<sup>h</sup>. 11<sup>½</sup><sup>h</sup> to 12<sup>½</sup><sup>h</sup> Wave in H.F. (- .0012). 12<sup>½</sup><sup>h</sup> to 13<sup>h</sup> Small wave in Dec., followed by very small occasional fluctuations in Dec., H.F. and V.F. till 17<sup>h</sup>. 17<sup>h</sup> to 18<sup>h</sup> Wave in H.F. (+ .0016), and fluctuations afterwards ( $\pm$  .001) till 22<sup>h</sup>. 19<sup>½</sup><sup>h</sup> to 23<sup>h</sup> Two successive waves in Dec. (- 11') and (- 5'). 20<sup>h</sup> to 20<sup>½</sup><sup>h</sup> Small wave in V.F.
- 29<sup>d</sup> 2<sup>½</sup><sup>h</sup> to 6<sup>½</sup><sup>h</sup> Two successive waves in Dec. (- 5') and (- 5'): small fluctuations in H.F. 12<sup>h</sup> to 20<sup>h</sup> Small fluctuations in Dec., H.F. and V.F.
- 30<sup>d</sup> 0<sup>h</sup> to 3<sup>h</sup> Fluctuations in Dec. ( $\pm$  2'): double wave in H.F. (- .001 to + .001). 4<sup>h</sup> to 14<sup>h</sup> Fluctuations in Dec. ( $\pm$  2'): in H.F. ( $\pm$  .005): in V.F. small. 17<sup>½</sup><sup>h</sup> to 19<sup>h</sup> Wave in H.F. (- .0012). 21<sup>½</sup><sup>h</sup> to 23<sup>h</sup> Wave in Dec. (+ 3'): in H.F. (+ .0012).
- 31<sup>d</sup> 12<sup>h</sup> to 24<sup>h</sup> Small fluctuations in Dec. and V.F.: in H.F. ( $\pm$  .0007).

- August 1<sup>d</sup> 12<sup>h</sup> to 16<sup>h</sup> Very small fluctuations in H.F. and V.F., with wave in H.F. 13<sup>½</sup><sup>h</sup> to 15<sup>h</sup> (+ .001).
- 4<sup>d</sup> 11<sup>h</sup> to 23<sup>h</sup> Small fluctuations in H.F.
- 5<sup>d</sup> 2<sup>½</sup><sup>h</sup> to 4<sup>½</sup><sup>h</sup> Wave in Dec. (+ 5'): in H.F. (+ .0012), followed by small fluctuations in Dec. and H.F. till 6<sup>½</sup><sup>h</sup>. 12<sup>½</sup><sup>h</sup> to 13<sup>½</sup><sup>h</sup> Small wave in Dec.: sharp wave in H.F. (+ .001), followed till 21<sup>h</sup> by small fluctuations in Dec. and V.F.: in H.F. ( $\pm$  .0005).
- 6<sup>d</sup> 5<sup>h</sup> to 8<sup>h</sup> Small fluctuations in Dec. 12<sup>h</sup> to 14<sup>h</sup> Very small fluctuations in Dec. and V.F.: wave in H.F. (- .0012), followed by small fluctuations till 17<sup>h</sup>.
- 9<sup>d</sup> 8<sup>h</sup> to 23<sup>h</sup> Very small fluctuations in Dec., H.F. and V.F.
- 10<sup>d</sup> 0<sup>h</sup> to 1<sup>½</sup><sup>h</sup> Double wave in Dec. (+ 3' to - 4'), followed by decrease till 2<sup>h</sup> (- 10'), and by small fluctuations till 3<sup>½</sup><sup>h</sup>; 3<sup>½</sup><sup>h</sup> to 7<sup>h</sup> three successive waves (+ 7'), (+ 8') and (+ 5'): small fluctuations till 11<sup>h</sup> with wave 8<sup>h</sup> to 9<sup>½</sup><sup>h</sup> (+ 6'). 1<sup>h</sup> to 2<sup>h</sup> Wave in H.F. (+ .0014), followed by small fluctuations till 3<sup>½</sup><sup>h</sup>. 3<sup>½</sup><sup>h</sup> to 6<sup>h</sup> Two successive waves (+ .0012) and (+ .0018); 7<sup>h</sup> to 9<sup>h</sup> sharp wave (- .0025) and fluctuations till 11<sup>h</sup> ( $\pm$  .0026). 1<sup>h</sup> to 2<sup>h</sup> Decrease of V.F. (- .0007), followed by small fluctuations and wave 8<sup>h</sup> to 10<sup>h</sup> (+ .0003). 11<sup>½</sup><sup>h</sup> to 12<sup>½</sup><sup>h</sup> Small fluctuations in Dec.: wave in H.F. (- .002), followed by small fluctuations till 14<sup>h</sup>. 14<sup>½</sup><sup>h</sup> to 22<sup>h</sup> Fluctuations in Dec. ( $\pm$  3'): in H.F. ( $\pm$  .001), with irregular wave in Dec. 17<sup>h</sup> to 19<sup>h</sup> (- 10'), and sharp wave 20<sup>h</sup> to 21<sup>h</sup> (- 7'): double wave in H.F. 15<sup>½</sup><sup>h</sup> to 16<sup>½</sup><sup>h</sup> (- .0018 to + .0015), followed by two successive waves till 19<sup>h</sup> (+ .003) and (+ .0034). 14<sup>h</sup> to 22<sup>h</sup> Long wave in V.F. (+ .002).
- 11<sup>d</sup> 3<sup>½</sup><sup>h</sup> to 4<sup>h</sup> Wave in H.F. (- .001): in V.F. small fluctuations. 4<sup>h</sup> to 8<sup>½</sup><sup>h</sup> Double wave in Dec. (+ 5' to - 8'): 7<sup>h</sup> to 8<sup>½</sup><sup>h</sup> wave in H.F. (- .0032). 21<sup>h</sup> to 22<sup>h</sup> Wave in Dec. (- 4'): in H.F. small.
- 12<sup>d</sup> 0<sup>h</sup> to 3<sup>h</sup> Two successive waves in Dec. (- 3') and (- 5'): in H.F. fluctuations ( $\pm$  .0006). 0<sup>h</sup> to 8<sup>h</sup> Long shallow wave in V.F. (- .001). 4<sup>h</sup> to 5<sup>h</sup> Wave in Dec. (+ 3'): in H.F. small. 23<sup>h</sup> to 24<sup>h</sup> Wave in Dec. (+ 4'): in H.F. and V.F. small.
- 13<sup>d</sup> 18<sup>h</sup> to 20<sup>h</sup> Wave in Dec. (- 5'): small fluctuations in H.F. 22<sup>½</sup><sup>h</sup> to 23<sup>½</sup><sup>h</sup> Sharp wave in Dec. (+ 5'): in H.F. (+ .0014): in V.F. small.
- 14<sup>d</sup> 2<sup>h</sup> to 4<sup>h</sup> Double wave in Dec. (+ 5' to - 3'): in H.F. and V.F. small. 8<sup>h</sup> to 11<sup>h</sup> Fluctuations in Dec. ( $\pm$  2'): in H.F. ( $\pm$  .0005). 14<sup>½</sup><sup>h</sup> to 16<sup>h</sup> Wave in H.F. (+ .0018). 16<sup>½</sup><sup>h</sup> to 17<sup>½</sup><sup>h</sup> Wave in H.F. (+ .0012): in Dec. small.
- 15<sup>d</sup> 4<sup>h</sup> to 11<sup>h</sup> Small fluctuations in Dec., H.F. and V.F.
- 16<sup>d</sup> 0<sup>h</sup> to 1<sup>h</sup> Wave in Dec. (+ 4'): in H.F. (+ .001): decrease of V.F. (- .0004).
- 17<sup>d</sup> 16<sup>h</sup> to 21<sup>h</sup> Fluctuations in H.F. ( $\pm$  .0005): in Dec. small. 22<sup>h</sup> to 23<sup>h</sup> Small fluctuations in Dec.: wave in H.F. (+ .001).
- 18<sup>d</sup> 14<sup>h</sup> to 15<sup>h</sup> Wave in H.F. (+ .001), followed by fluctuations till 24<sup>h</sup> ( $\pm$  .0005): small fluctuations in Dec. and V.F.
- 19<sup>d</sup> 1<sup>½</sup><sup>h</sup> to 2<sup>h</sup> Sharp wave in Dec. (+ 8'). 1<sup>½</sup><sup>h</sup> to 3<sup>h</sup> Wave in H.F. (+ .0014): decrease of V.F. (- .0003). 5<sup>h</sup> to 7<sup>h</sup> Wave in Dec. (+ 4'): in H.F. small.
- 20<sup>d</sup> 14<sup>h</sup> to 16<sup>h</sup> Wave in H.F. (- .0012), followed by fluctuations till 22<sup>h</sup>. 16<sup>h</sup> to 18<sup>h</sup> Wave in Dec. (- 4'). 22<sup>h</sup> to 23<sup>h</sup> Wave in Dec. (- 5'): in H.F. (+ .001).
- 23<sup>d</sup> 1<sup>½</sup><sup>h</sup> to 18<sup>h</sup> Small fluctuations in H.F., followed by wave till 21<sup>h</sup> (+ .0012). 22<sup>½</sup><sup>h</sup> to 24<sup>h</sup> Wave in Dec. (- 5'): in H.F. fluctuations ( $\pm$  .001): in V.F. small.
- 26<sup>d</sup> 2<sup>h</sup> to 5<sup>h</sup> Double wave in Dec. (+ 6' to - 4'): in H.F. sharp pointed wave (+ .0024): in V.F. (- .0004).
- 28<sup>d</sup> 13<sup>½</sup><sup>h</sup> to 14<sup>½</sup><sup>h</sup> Small wave in Dec.: in H.F. (- .0012), followed by small fluctuations till 16<sup>h</sup>.

1895.

- August 29<sup>d</sup> 12<sup>h</sup> to 13<sup>½h</sup> Small fluctuations in Dec.: irregular wave in H.F. (-'0014). 15<sup>h</sup> to 17<sup>h</sup> Small fluctuations in Dec. and H.F., with wave in H.F. 16<sup>½h</sup> to 17<sup>h</sup> (-'0016). 21<sup>½h</sup> to 23<sup>h</sup> Wave in Dec. (- 5'): in H.F. small.
- 30<sup>d</sup> 0<sup>h</sup> to 17<sup>h</sup> Small fluctuations in Dec., H.F. and V.F.
- 31<sup>d</sup> 12<sup>h</sup> to 23<sup>h</sup> Small fluctuations in H.F. 21<sup>½h</sup> Decrease of Dec. (- 9').
- September 1<sup>d</sup> 21<sup>½h</sup> to 24<sup>h</sup> Small fluctuations in Dec. and H.F.
- 3<sup>d</sup> 18<sup>h</sup> to 22<sup>h</sup> Small fluctuations in Dec. and H.F., with wave in Dec. 20<sup>½h</sup> to 21<sup>½h</sup> (- 3'): in H.F. (+ '001).
- 4<sup>d</sup> 0<sup>½h</sup> to 1<sup>h</sup> Small wave in Dec. and V.F.: sharp wave in H.F. (+ '002), followed by small fluctuations in Dec. and H.F. till 2<sup>h</sup>. 2<sup>½h</sup> to 5<sup>h</sup> Double wave in Dec. (+ 8' to - 9'). 3<sup>h</sup> to 5<sup>h</sup> Wave in H.F. (+ '002): in V.F. (- '0006). 7<sup>h</sup> to 11<sup>h</sup> Increase of Dec. (+ 15'), with fluctuations ( $\pm 2'$ ): in V.F. small fluctuations. 6<sup>½h</sup> to 7<sup>½h</sup> Decrease of H.F. (- '0038), with small fluctuations till 11<sup>h</sup>. 12<sup>h</sup> to 18<sup>h</sup> Small fluctuations in Dec., H.F. and V.F., with waves 12<sup>h</sup> to 13<sup>h</sup> in Dec. (- 3'): in H.F. (- '0014). 14<sup>h</sup> to 16<sup>h</sup> Wave in H.F. (- '003), followed by small fluctuations till 18<sup>h</sup>. 15<sup>h</sup> to 15<sup>½h</sup> Decrease of Dec. (- 5'). 18<sup>h</sup> to 19<sup>h</sup> Double wave in H.F. (- '0016 to + '0015), followed by fluctuations ( $\pm '001$ ) and two successive waves till 21<sup>h</sup> (- '0026) and (- '0022). 18<sup>h</sup> to 20<sup>½h</sup> Two successive double waves in Dec. (- 6' to + 3') and (+ 5' to - 10'), followed by fluctuations till 21<sup>h</sup> ( $\pm 2'$ ): small changes in V.F. 21<sup>h</sup> to 24<sup>h</sup> Wave in Dec. (+ 10'). 21<sup>½h</sup> to 24<sup>½h</sup> Wave in H.F. (- '0016). 23<sup>h</sup> to 24<sup>h</sup> Decrease of V.F. (- '0006).
- 5<sup>d</sup> 1<sup>½h</sup> to 3<sup>h</sup> Wave in Dec. (- 3'), followed by double wave till 6<sup>½h</sup> (- 4' to + 3'). 1<sup>½h</sup> to 7<sup>h</sup> Small fluctuations in H.F. with double-crested wave 2<sup>½h</sup> to 4<sup>½h</sup> (+ '001). 7<sup>½h</sup> to 8<sup>½h</sup> Decrease of H.F. (- '0032), followed by small fluctuations in Dec., H.F. and V.F. till 15<sup>h</sup>.
- 9<sup>d</sup> 4<sup>½h</sup> to 5<sup>½h</sup> Sharp pointed wave in Dec. (+ 3').
- 10<sup>d</sup> 0<sup>½h</sup> to 1<sup>h</sup> Sharp pointed wave in Dec. (+ 3'): in H.F. and V.F. small. 5<sup>h</sup> to 8<sup>h</sup> Shallow wave in Dec. (- 4'): in H.F. small.
- 11<sup>d</sup> 20<sup>½h</sup> to 23<sup>h</sup> Very small fluctuations in Dec.: wave in H.F. (- '001).
- 12<sup>d</sup> 1<sup>h</sup> to 2<sup>h</sup> Wave in H.F., steep at commencement (+ '001). 20<sup>½h</sup> to 22<sup>h</sup> Wave in Dec. (- 3').
- 13<sup>d</sup> 20<sup>½h</sup> to 22<sup>h</sup> Wave in Dec. (- 5').
- 14<sup>d</sup> 13<sup>h</sup> to 14<sup>h</sup> Wave in Dec. (+ 3'): in H.F. 12<sup>½h</sup> to 14<sup>h</sup> (+ '0024). 15<sup>½h</sup> to 17<sup>½h</sup> Wave in H.F. (- '0016). 21<sup>h</sup> to 22<sup>½h</sup> Decrease of Dec. (- 7'): fluctuations in H.F. ( $\pm '0005$ ), followed by waves till 15<sup>d</sup> 0<sup>½h</sup> in Dec. (- 7'): in H.F. (- '002): in V.F. small.
- 15<sup>d</sup> 3<sup>h</sup> to 5<sup>h</sup> Double wave in Dec. (- 4' to + 5'), followed by wave till 6<sup>h</sup> (+ 6'): in H.F. 3<sup>h</sup> to 7<sup>h</sup> two successive waves (+ '002) and (+ '0016): small fluctuations in V.F. 7<sup>h</sup> to 19<sup>h</sup> Small fluctuations in Dec., H.F. and V.F., with waves in Dec. 7<sup>½h</sup> to 8<sup>½h</sup> (+ 4'), and 18<sup>h</sup> to 19<sup>h</sup> (- 4'): in H.F. 9<sup>h</sup> to 11<sup>h</sup> (- '0014): 13<sup>h</sup> to 14<sup>h</sup> (- '0018): 16<sup>½h</sup> to 17<sup>½h</sup> (+ '0018). 19<sup>½h</sup> to 21<sup>½h</sup> Double-crested wave in Dec. (- 5'). 20<sup>h</sup> to 21<sup>h</sup> Wave in H.F. (+ '0012). 15<sup>d</sup> 23<sup>h</sup> to 16<sup>d</sup> 1<sup>h</sup> Wave in Dec. (- 10'): in H.F. (+ '0022): decrease of V.F. (- '0006).
- 16<sup>d</sup> 2<sup>½h</sup> to 5<sup>h</sup> Wave in Dec. (+ 7'): in H.F. (+ '002): in V.F. 3<sup>h</sup> to 6<sup>h</sup> shallow wave (- '0004), followed till 10<sup>h</sup> by small fluctuations in Dec. and H.F. 20<sup>h</sup> to 21<sup>½h</sup> Wave in Dec. (- 6'): in H.F. fluctuations ( $\pm '001$ ).
- 17<sup>d</sup> 0<sup>½h</sup> to 3<sup>½h</sup> Double wave in Dec. (- 5' to + 8'): wave in H.F. (- '0014): in V.F. 2<sup>h</sup> to 5<sup>h</sup> (- '0005), followed by small fluctuations in Dec., H.F. and V.F. till 10<sup>h</sup>. 13<sup>h</sup> to 14<sup>½h</sup> Small wave in Dec.: sharp wave in H.F. (+ '002). 19<sup>h</sup> to 20<sup>½h</sup> Wave in Dec. (- 3'). 22<sup>h</sup> to 23<sup>h</sup> Fluctuations in Dec. ( $\pm 2'$ ), followed by wave till 24<sup>h</sup> (- 5'). 22<sup>½h</sup> to 23<sup>½h</sup> Wave in H.F. (+ '0018): in V.F. (- '0004).
- 18<sup>d</sup> 12<sup>h</sup> to 12<sup>½h</sup> Wave in Dec. (+ 3'): in H.F. small wave followed by small fluctuations till 21<sup>h</sup> in Dec., H.F. and V.F. 21<sup>½h</sup> to 23<sup>½h</sup> Double wave in Dec. (- 6' to + 6'): in H.F. (- '002 to + '003): in V.F. (+ '0004 to - '0003).
- 19<sup>d</sup> 1<sup>h</sup> to 6<sup>h</sup> Double wave in Dec. (+ 8' to - 5'): in H.F. (+ '0015 to - '0013): wave in V.F. (- '0008), followed by small fluctuations in Dec. and H.F. till 10<sup>h</sup>. 12<sup>h</sup> to 13<sup>h</sup> Double-crested wave in Dec. (+ 4'), followed by small fluctuations till 20<sup>h</sup>. 12<sup>h</sup> to 12<sup>½h</sup> Sharp wave in H.F. (+ '001), followed by double wave till 14<sup>h</sup> (+ '001 to - '0018); small fluctuations till 15<sup>½h</sup> and wave (- '0016) till 17<sup>h</sup>. 17<sup>½h</sup> to 18<sup>h</sup> Wave (+ '0012) succeeded by double wave till 19<sup>h</sup> (+ '001 to - '001): small fluctuations in V.F. 19<sup>d</sup> 23<sup>h</sup> to 20<sup>d</sup> 1<sup>h</sup> Double wave in Dec. (+ 5' to - 4'): 19<sup>d</sup> 22<sup>h</sup> to 20<sup>d</sup> 1<sup>h</sup> small fluctuations in H.F., with waves 22<sup>½h</sup> to 23<sup>½h</sup> (- '001): and 20<sup>d</sup> 0<sup>h</sup> to 1<sup>h</sup> (- '0014).

1895.

September 20<sup>d</sup> 2<sup>h</sup> to 3<sup>h</sup> Wave in Dec. (-4'): in H.F. (-'001): in V.F. small. 4<sup>h</sup> to 10<sup>h</sup> Fluctuations in Dec. ( $\pm 3'$ ): in H.F. ( $\pm '0005$ ), with sharp wave in Dec. 6 $\frac{1}{2}$ <sup>h</sup> to 7 $\frac{1}{2}$ <sup>h</sup> (-5'): wave in H.F. 7<sup>h</sup> to 9<sup>h</sup> (-'0024): small fluctuations in V.F. 12<sup>h</sup> to 13<sup>h</sup> Wave in Dec. (+4'): in H.F. (+'0014). 16<sup>h</sup> to 17<sup>h</sup> Wave in Dec. (-5'): 15<sup>h</sup> to 17<sup>h</sup> double wave in H.F. (-'002 to + '001), followed by fluctuations till 18<sup>h</sup>, in Dec. ( $\pm 2'$ ): in H.F. ( $\pm '0005$ ). 18<sup>h</sup> to 19 $\frac{1}{2}$ <sup>h</sup> Sharp double wave in Dec. (+8' to -12'): two successive waves in H.F. (+ '0035) and (+ '0016): decrease of V.F. (- '0006). 20<sup>h</sup> to 20 $\frac{1}{2}$ <sup>h</sup> Wave in H.F. (+ '0014). 20 $\frac{1}{2}$ <sup>h</sup> to 22 $\frac{1}{2}$ <sup>h</sup> Wave in Dec. (-8'). 21<sup>h</sup> to 23<sup>h</sup> Wave in H.F. (+ '0018).

21<sup>d</sup> 12<sup>h</sup> to 24<sup>h</sup> Small fluctuations in H.F. and V.F.

22<sup>d</sup> 1<sup>h</sup> to 12<sup>h</sup> Small fluctuations in Dec., H.F. and V.F. 18 $\frac{1}{2}$ <sup>h</sup> to 20<sup>h</sup> Wave in Dec. (-5'): fluctuations in H.F. ( $\pm '001$ ). 21 $\frac{1}{2}$ <sup>h</sup> to 22 $\frac{1}{2}$ <sup>h</sup> Double wave in Dec. (+4' to -4'): wave in H.F. (+ '0018), followed by waves till 23<sup>d</sup> 0 $\frac{1}{2}$ <sup>h</sup> in Dec. (+6'), and in H.F. (+ '0015).

23<sup>d</sup> 12<sup>h</sup> to 13<sup>h</sup> Wave in Dec. (+3'): small fluctuations in H.F. 20 $\frac{1}{2}$ <sup>h</sup> to 22<sup>h</sup> Two successive waves in Dec. (-3') and (-6'): fluctuations in H.F. ( $\pm '001$ ): in V.F. small.

24<sup>d</sup> 7<sup>h</sup> to 24<sup>h</sup> Small fluctuations in Dec. and H.F.

25<sup>d</sup> 0 $\frac{1}{2}$ <sup>h</sup> to 2<sup>h</sup> Wave in Dec. (-6'): in H.F. (- '001): in V.F. small. 6<sup>h</sup> to 17<sup>h</sup> Small fluctuations in Dec., H.F. and V.F. 19 $\frac{1}{2}$ <sup>h</sup> to 21<sup>h</sup> Wave in Dec., steep at commencement (-5'): small fluctuations in H.F. and V.F. 22 $\frac{1}{2}$ <sup>h</sup> to 24<sup>h</sup> Wave in Dec. (+3'): in H.F. (+ '0014).

26<sup>d</sup> 12 $\frac{1}{2}$ <sup>h</sup> to 13 $\frac{1}{2}$ <sup>h</sup> Sharp wave in Dec. (-4'): in H.F. (- '001).

27<sup>d</sup> 0 $\frac{1}{2}$ <sup>h</sup> to 1 $\frac{1}{2}$ <sup>h</sup> Wave in Dec. (+3'): in H.F. (+ '001).

29<sup>d</sup> 17<sup>h</sup> to 18<sup>h</sup> Wave in Dec. (+3'): in H.F. 16 $\frac{1}{2}$ <sup>h</sup> to 17 $\frac{1}{2}$ <sup>h</sup> (+ '001). 20<sup>h</sup> to 23<sup>h</sup> Double-crested wave in Dec. (-6'): wave in H.F. (- '0018).

30<sup>d</sup> 0<sup>h</sup> to 24<sup>h</sup>. See Plate IV.

October 1<sup>d</sup> 2<sup>h</sup> to 3 $\frac{1}{2}$ <sup>h</sup> Wave in Dec. (+3'), followed by fluctuations till 9<sup>h</sup>. 3<sup>h</sup> to 9<sup>h</sup> Long irregular wave in H.F. (+ '003). 12<sup>h</sup> to 16<sup>h</sup> Small fluctuations in Dec. and H.F., with decrease of Dec. 14<sup>h</sup> to 15<sup>h</sup> (-6'). 19 $\frac{1}{2}$ <sup>h</sup> to 21<sup>h</sup> Two successive waves in Dec. (-7') and (-6'): in H.F. 20<sup>h</sup> to 21<sup>h</sup> (+ '0022) and (+ '001): in V.F. small.

2<sup>d</sup> 2<sup>h</sup> to 5<sup>h</sup> Double wave in Dec. (+5' to -3'). 2<sup>h</sup> to 3<sup>h</sup> Wave in H.F. (- '001) and 4<sup>h</sup> to 6<sup>h</sup> (- '0016). 7<sup>h</sup> to 8<sup>h</sup> Wave in Dec. (+3'): in H.F. (- '0016), followed by small fluctuations till 10<sup>h</sup>.

3<sup>d</sup> 15<sup>h</sup> to 19<sup>h</sup> Long shallow wave in Dec. (-4').

4<sup>d</sup> 12<sup>h</sup> to 14<sup>h</sup> Fluctuations in Dec. ( $\pm 3'$ ): in H.F. ( $\pm '001$ ), followed by wave in Dec. till 15<sup>h</sup> (+5') and two successive waves in H.F. till 16<sup>h</sup> (+ '0016) and (+ '0016). 13<sup>h</sup> to 17<sup>h</sup> Wave in V.F. (+ '0008). 17<sup>h</sup> to 18<sup>h</sup> Wave in Dec. (+4'): in H.F. (+ '001), followed by small fluctuations till 24<sup>h</sup>.

5<sup>d</sup> 1<sup>h</sup> to 3<sup>h</sup> Wave in Dec. (-5') and two successive waves till 7<sup>h</sup> (+9') and (+8'). 5 $\frac{1}{2}$ <sup>h</sup> to 7<sup>h</sup> Double wave in H.F. (- '0012 to + '001): in V.F. small. 16<sup>h</sup> to 18<sup>h</sup> Sharp wave in Dec. (-12'): 17<sup>h</sup> to 18<sup>h</sup> wave in H.F., steep at commencement (+ '0024). 21<sup>h</sup> to 24<sup>h</sup> Three successive waves in Dec. (+4'), (+4') and (+5'). 19<sup>h</sup> to 24<sup>h</sup> Fluctuations in H.F. ( $\pm '001$ ), with wave 23<sup>h</sup> to 24<sup>h</sup> (+ '0016): small fluctuations in V.F.

6<sup>d</sup> 1<sup>h</sup> to 3 $\frac{1}{2}$ <sup>h</sup> Wave in Dec. (+11'). 2<sup>h</sup> to 3<sup>h</sup> Increase of H.F. (+ '0019): decrease of V.F. (- '0004). 7<sup>h</sup> to 13<sup>h</sup> Small fluctuations in Dec. and H.F. 19<sup>h</sup> to 22<sup>h</sup> Serrated wave in Dec. (-6'), followed by double wave (+4' to -4') till 24<sup>h</sup>. 19<sup>h</sup> to 21 $\frac{1}{2}$ <sup>h</sup> Double wave in H.F. (+ '0012 to - '0012) and wave 22<sup>h</sup> to 23<sup>h</sup> (+ '0014): very small fluctuations in V.F.

7<sup>d</sup> 19<sup>h</sup> to 21<sup>h</sup> Wave in Dec., steep at commencement (-6'): in H.F. small. 7<sup>d</sup> 23 $\frac{1}{2}$ <sup>h</sup> to 8<sup>d</sup> 0 $\frac{1}{2}$ <sup>h</sup> Double wave in Dec. (+3' to -3'): wave in H.F. (+ '0016): in V.F. (- '0003).

8<sup>d</sup> 5<sup>h</sup> to 7<sup>h</sup> Wave in Dec. (+4'): in H.F. (- '001). 9<sup>h</sup> to 15<sup>h</sup> Small fluctuations in Dec., H.F. and V.F. 16<sup>h</sup> to 19<sup>h</sup> Two successive waves in Dec. (-8') and (-8'): double wave in H.F. (+ '002 to - '002): small fluctuations in V.F.

9<sup>d</sup> 0<sup>h</sup> to 2<sup>h</sup> Wave in Dec. (-3'): in H.F. small fluctuations. 13<sup>h</sup> to 14<sup>h</sup> Fluctuations in Dec. ( $\pm 2'$ ): in H.F. ( $\pm '0008$ ): in V.F. small. 16<sup>h</sup> to 16 $\frac{1}{2}$ <sup>h</sup> Sharp wave in H.F. (+ '001): in Dec. small. 20 $\frac{1}{2}$ <sup>h</sup> to 24<sup>h</sup> Fluctuations in Dec. ( $\pm 2'$ ): in H.F. and V.F. small, with wave in H.F. 22<sup>h</sup> to 23<sup>h</sup> (+ '0018).

11<sup>d</sup> 0<sup>h</sup> to 1<sup>h</sup> Fluctuations in Dec. ( $\pm 2'$ ): in H.F. ( $\pm '0005$ ). 3<sup>h</sup> to 4<sup>h</sup> Wave in Dec. (+4'): increase of H.F. (+ '0014), followed by small fluctuations till 7<sup>h</sup>. 12<sup>h</sup> to 15<sup>h</sup> Very small fluctuations in Dec. and H.F. 17 $\frac{1}{2}$ <sup>h</sup> to 18<sup>h</sup> Sharp wave in H.F. (+ '0014).



1895.

October 12<sup>d</sup> 12<sup>h</sup> to 14<sup>d</sup> 12<sup>h</sup>. See Plate IV.

14<sup>d</sup> 12<sup>h</sup> to 24<sup>h</sup> Small fluctuations in Dec., H.F. and V.F., with waves in H.F. 15<sup>h</sup><sub>2</sub> to 16<sup>h</sup> (− .001) and 18<sup>h</sup> to 19<sup>h</sup> (+ .0014).

15<sup>d</sup> 0<sup>h</sup> to 1<sup>h</sup><sub>2</sub> Double wave in Dec. (+ 5' to − 6') followed by wave till 2<sup>h</sup><sub>2</sub> (− 5'). 0<sup>h</sup> to 3<sup>h</sup> Double wave in H.F. (+ .003 to − .002). 0<sup>h</sup> to 1<sup>h</sup> Decrease of V.F. (− .0007), followed by fluctuations till 10<sup>h</sup> in Dec. (± 2'): in H.F. (± .0005): in V.F. small. 14<sup>h</sup><sub>2</sub> to 17<sup>h</sup> Wave in H.F. (− .0022). 15<sup>h</sup><sub>2</sub> to 16<sup>h</sup><sub>2</sub> Decrease of Dec. (− 5'): small fluctuations in V.F. 17<sup>h</sup><sub>2</sub> to 18<sup>h</sup><sub>2</sub> Wave in H.F. (− .0018). 18<sup>h</sup><sub>2</sub> to 19<sup>h</sup><sub>2</sub> Sharp wave in Dec. (− 16'): double wave in H.F. (− .0022 to + .0022), followed till midnight by fluctuations in Dec. (± 5'): in H.F. (± .001): in V.F. (± .0003).

16<sup>d</sup> 2<sup>h</sup> to 4<sup>h</sup> Fluctuations in Dec. (± 2'): in H.F. (± .0006). 9<sup>h</sup> to 11<sup>h</sup> Wave in H.F. (− .003), with small superposed fluctuations: small fluctuations also in Dec. 19<sup>h</sup> to 22<sup>h</sup> Irregular wave in Dec. (− 16'). 19<sup>h</sup><sub>2</sub> to 20<sup>h</sup> Sharp wave in H.F. (− .0016). 21<sup>h</sup> to 21<sup>h</sup><sub>2</sub> Wave in H.F. (− .0012): small fluctuations in V.F. 22<sup>h</sup> to 24<sup>h</sup> Two successive waves in Dec. (− 4') and (− 7'): wave in H.F. (+ .0018): small fluctuations in V.F.

17<sup>d</sup> 0<sup>h</sup> to 3<sup>h</sup> Double wave in Dec. (+ 7' to − 11'). 0<sup>h</sup> to 1<sup>h</sup> Sharp wave in H.F. (+ .0048), followed by fluctuations till 3<sup>h</sup> (± .001): wave in V.F. (− .0008). 3<sup>h</sup> to 15<sup>h</sup> Fluctuations in Dec. (± 2'): in H.F. (± .0005): in V.F. small, with wave in H.F. 9<sup>h</sup> to 10<sup>h</sup><sub>2</sub> (− .0038): sharp wave in Dec. 12<sup>h</sup><sub>2</sub> to 13<sup>h</sup> (+ 8'). 17<sup>h</sup> to 19<sup>h</sup> Two successive waves in Dec. (− 13') and (− 9'). 16<sup>h</sup><sub>2</sub> to 17<sup>h</sup><sub>2</sub> Wave in H.F. (− .002). 17<sup>h</sup><sub>2</sub> to 19<sup>h</sup> Double-crested wave in H.F. (− .003), followed by fluctuations till 23<sup>h</sup> in Dec. (± 3'): in H.F. (± .0006): in V.F. small.

18<sup>d</sup> 7<sup>h</sup> to 17<sup>h</sup> Small fluctuations in Dec. and H.F., with wave in H.F. 8<sup>h</sup> to 10<sup>h</sup> (− .0016).

18<sup>d</sup> 23<sup>h</sup><sub>2</sub> to 19<sup>d</sup> 0<sup>h</sup><sub>2</sub> Sharp wave in Dec. (+ 5'), followed by two successive waves till 19<sup>d</sup> 4<sup>h</sup> (− 7') and (− 4'). 19<sup>d</sup> 0<sup>h</sup> to 2<sup>h</sup> Wave in H.F. (+ .0024): in V.F. (− .0007).

19<sup>d</sup> 8<sup>h</sup> to 16<sup>h</sup> Small fluctuations in Dec. and H.F. 19<sup>h</sup> to 20<sup>h</sup> Sharp wave in Dec. (− 7'): in H.F. (+ .0012), followed by fluctuations till 24<sup>h</sup> in Dec. (± 2'): in H.F. small.

20<sup>d</sup> 0<sup>h</sup> to 6<sup>h</sup> Small occasional fluctuations in Dec. and H.F., with wave in Dec. 3<sup>h</sup> to 4<sup>h</sup> (+ 4'). 11<sup>h</sup> to 15<sup>h</sup> Fluctuations in Dec. (± 2'): in H.F. small. 18<sup>h</sup><sub>2</sub> to 20<sup>h</sup> Wave in Dec., steep at commencement (− 13'): in H.F. (+ .0024).

21<sup>d</sup> 7<sup>h</sup> to 16<sup>h</sup> Small occasional fluctuations in Dec. and H.F. 17<sup>h</sup> to 18<sup>h</sup> Wave in Dec. (− 3'): in H.F. (− .0014), followed by small occasional fluctuations till 24<sup>h</sup>.

22<sup>d</sup> 19<sup>h</sup> to 20<sup>h</sup> Sharp wave in Dec. (− 5'): in H.F. (− .001): in V.F. small.

23<sup>d</sup> 2<sup>h</sup> to 5<sup>h</sup> Small fluctuations in Dec. and H.F. 7<sup>h</sup> to 8<sup>h</sup> Fluctuations in Dec. (± 2'): in H.F. (± .0005). 17<sup>h</sup> to 20<sup>h</sup> Small occasional fluctuations in Dec. and H.F., with wave in H.F. 17<sup>h</sup><sub>2</sub> to 18<sup>h</sup><sub>2</sub> (− .001). 21<sup>h</sup> to 22<sup>h</sup><sub>2</sub> Wave in Dec. (− 7'): in H.F. (+ .0016).

24<sup>d</sup> 16<sup>h</sup> to 18<sup>h</sup><sub>2</sub> Wave in Dec. (− 7').

26<sup>d</sup> 10<sup>h</sup> to 18<sup>h</sup> Small occasional fluctuations in Dec. and H.F., with wave 13<sup>h</sup> to 14<sup>h</sup> in Dec. (− 5'): in H.F. (− .0016). 18<sup>h</sup> to 22<sup>h</sup> Two successive waves in Dec. (− 7') and (− 14'), the latter steep at commencement: wave in H.F. 18<sup>h</sup> to 19<sup>h</sup> (− .001). 20<sup>h</sup> to 22<sup>h</sup> Two successive waves in H.F. (+ .0024) and (+ .0026), the latter double-crested. 21<sup>h</sup> to 22<sup>h</sup> Decrease of V.F. (− .0006). 22<sup>h</sup><sub>2</sub> to 24<sup>h</sup> Wave in Dec. (− 5'): fluctuations in H.F. (± .0006).

27<sup>d</sup> 2<sup>h</sup> to 2<sup>h</sup><sub>2</sub> Sharp wave in Dec. (− 3'): in H.F. (− .001). 4<sup>h</sup> to 6<sup>h</sup> Wave in Dec. (+ 7'): in H.F. and V.F. small. 12<sup>h</sup> to 15<sup>h</sup><sub>2</sub> Fluctuations in Dec. (± 3'), followed by a succession of sharp waves till 18<sup>h</sup><sub>2</sub> (− 6'), (− 13') and (− 19'), and by long shallow wave till 20<sup>h</sup><sub>2</sub> (− 4'). 12<sup>h</sup><sub>2</sub> to 15<sup>h</sup> Double wave in H.F. (− .002 to + .0012), followed by wave till 16<sup>h</sup> (− .0016), and double wave till 17<sup>h</sup> (− .0018 to + .0024), succeeded by fluctuations (± .001) till 18<sup>h</sup>. 16<sup>h</sup><sub>2</sub> to 17<sup>h</sup><sub>2</sub> Sharp wave in V.F. (+ .0006).

28<sup>d</sup> 9<sup>h</sup> to 18<sup>h</sup> Fluctuations in Dec. (± 3'): in H.F. (± .0005), with double wave 12<sup>h</sup> to 14<sup>h</sup><sub>2</sub> (+ .0016 to − .0014). 18<sup>h</sup><sub>2</sub> to 21<sup>h</sup> Sharp and somewhat irregular wave in Dec. (− 23'): decrease of H.F. 18<sup>h</sup><sub>2</sub> to 19<sup>h</sup> (− .0025), followed by fluctuations till 23<sup>h</sup> (± .001). 22<sup>h</sup> to 24<sup>h</sup> Wave in Dec. (− 18'): double wave in H.F. (+ .0014 to − .002): small occasional fluctuations in V.F.

29<sup>d</sup> 1<sup>h</sup> to 2<sup>h</sup> Wave in Dec. (+ 8'): increase of H.F. (+ .002). 0<sup>h</sup><sub>2</sub> to 1<sup>h</sup><sub>2</sub> Wave in V.F. (− .0005), followed by fluctuations till 11<sup>h</sup> in Dec. (± 3'): in H.F. (± .001): in V.F. small, with wave in Dec. 4<sup>h</sup> to 5<sup>h</sup> (+ 4'), and double wave till 7<sup>h</sup> (+ 4' to − 4'): wave in H.F. 5<sup>h</sup> to 6<sup>h</sup> (− .0014), 7<sup>h</sup> to 8<sup>h</sup> decrease (− .003), and 9<sup>h</sup><sub>2</sub> to 10<sup>h</sup><sub>2</sub> wave (− .0024). 15<sup>h</sup> to 16<sup>h</sup> Wave in Dec. (− 3'): in H.F. (− .001): in V.F. small. 17<sup>h</sup><sub>2</sub> to 18<sup>h</sup><sub>2</sub> Sharp wave in Dec. (− 14'): in H.F. (− .004): in V.F. small. 20<sup>h</sup> to 20<sup>h</sup><sub>2</sub> Wave in Dec. (− 4'). 21<sup>h</sup> to 23<sup>h</sup> Double wave in Dec. (− 6' to + 5'): two successive waves in H.F. (− .0026) and (− .003), followed by fluctuations till 24<sup>h</sup> in Dec. (± 4'): in H.F. (± .0005).

1895.

- October 30<sup>d</sup> 0<sup>h</sup> to 2<sup>h</sup> Double wave in Dec. (+ 5' to - 4'): wave in H.F. (- '001) and 1 $\frac{1}{2}$ <sup>h</sup> to 3<sup>h</sup> (- '0012): small fluctuations in V.F. 5 $\frac{1}{2}$ <sup>h</sup> to 8<sup>h</sup> Wave in Dec. (+ 12'): in H.F. (- '003). 21<sup>h</sup> to 23<sup>h</sup> Two successive waves in Dec. (- 9') and (- 4'): sharp wave in H.F. (+ '0042): wave in V.F. (+ '0004), followed by small fluctuations.
- 31<sup>d</sup> 0<sup>h</sup> to 1 $\frac{1}{2}$ <sup>h</sup> Double wave in Dec. (+ 4' to - 3'): wave in H.F. (+ '001), followed by fluctuations in Dec. ( $\pm 2'$ ) till 4<sup>h</sup>: small fluctuations in V.F. 19<sup>h</sup> to 20<sup>h</sup> Decrease of Dec. (- 5'). 20 $\frac{1}{2}$ <sup>h</sup> to 22 $\frac{1}{2}$ <sup>h</sup> Double wave in Dec. (- 3' to + 4'): decrease of H.F. (- '0016), followed by fluctuations in Dec. ( $\pm 2'$ ) till 24<sup>h</sup>.
- November 1<sup>d</sup> 1<sup>h</sup> to 3<sup>h</sup> Wave in Dec. (+ 7'): in H.F. (+ '001): in V.F. (- '0003). 4 $\frac{1}{2}$ <sup>h</sup> to 9<sup>h</sup> Wave in Dec. somewhat irregular (+ 10'), followed by small fluctuations till 10<sup>h</sup>. 4 $\frac{1}{2}$ <sup>h</sup> to 6<sup>h</sup> Two successive small waves in H.F., followed by wave 6 $\frac{1}{2}$ <sup>h</sup> till 8<sup>h</sup> (- '0014) and small fluctuations till 10<sup>h</sup>. 16<sup>h</sup> to 18 $\frac{1}{2}$ <sup>h</sup> Two successive waves in Dec. (- 4') and (- 4'): in H.F. (- '0012) and (- '001): small fluctuations in V.F.
- 2<sup>d</sup> 5<sup>h</sup> to 9<sup>h</sup> Wave in Dec. (+ 8'), followed by small fluctuations till 11<sup>h</sup>. 5<sup>h</sup> to 7 $\frac{1}{2}$ <sup>h</sup> Wave in H.F. (- '0018), followed by decrease till 9 $\frac{1}{2}$ <sup>h</sup> (- '003) and small fluctuations till 11<sup>h</sup>: small fluctuations in V.F. 13<sup>h</sup> to 17<sup>h</sup> Two successive waves in H.F. (+ '0018) and (+ '0018), and two successive waves in V.F. (+ '0005) and (+ '0003). 15<sup>h</sup> to 16 $\frac{1}{2}$ <sup>h</sup> Wave in Dec. (- 9'). 22<sup>h</sup> to 23 $\frac{1}{2}$ <sup>h</sup> Fluctuations in Dec. ( $\pm 2'$ ): wave in H.F. (+ '0012).
- 3<sup>d</sup> 19<sup>h</sup> to 21<sup>h</sup> Sharp wave in Dec. (- 7'): 19 $\frac{1}{2}$ <sup>h</sup> to 20 $\frac{1}{2}$ <sup>h</sup> wave in H.F. (+ '001).
- 4<sup>d</sup> 2<sup>h</sup> to 4<sup>h</sup> Wave in Dec. (+ 4'). 9<sup>h</sup> to 10<sup>h</sup> Wave in H.F. (- '0012). 11<sup>h</sup> to 14<sup>h</sup> Small fluctuations in Dec. and H.F. 16<sup>h</sup> to 17 $\frac{1}{2}$ <sup>h</sup> Wave in Dec. (- 7'): in H.F. two successive waves 16<sup>h</sup> to 18 $\frac{1}{2}$ <sup>h</sup> (- '0016) and (- '001). 19<sup>h</sup> to 21<sup>h</sup> Sharp wave in Dec. (- 11'): in H.F. 20<sup>h</sup> to 21<sup>h</sup> (+ '0012).
- 5<sup>d</sup> 0<sup>h</sup> to 14<sup>h</sup> Small fluctuations in Dec. and H.F., with sharp wave in Dec. 10 $\frac{1}{2}$ <sup>h</sup> to 11 $\frac{1}{2}$ <sup>h</sup> (+ 3'). 18<sup>h</sup> to 19<sup>h</sup> Small wave in Dec. and H.F.
- 6<sup>d</sup> 20<sup>h</sup> to 21<sup>h</sup> Wave in Dec. (- 4').
- 8<sup>d</sup> 0<sup>h</sup> to 11 $\frac{1}{2}$ <sup>h</sup> Small fluctuations in Dec. and H.F., with decrease of H.F. 7<sup>h</sup> to 8<sup>h</sup> (- '002). 11 $\frac{1}{2}$ <sup>h</sup> to 12 $\frac{1}{2}$ <sup>h</sup> Wave in Dec. (- 5'): in H.F. (+ '0012), followed by fluctuations in Dec. ( $\pm 2'$ ) till 15<sup>h</sup>, and wave 15<sup>h</sup> to 16<sup>h</sup> (- 8'): in H.F. by two successive waves till 16<sup>h</sup> (- '0028) and (- '002), the latter with superposed fluctuations ( $\pm$  '0008): in V.F. small fluctuations till 15<sup>h</sup>, with wave (+ '0004) till 16 $\frac{1}{2}$ <sup>h</sup>. 19<sup>h</sup> to 19 $\frac{1}{2}$ <sup>h</sup> Sharp wave in H.F. (- '001): in Dec. small.
- 9<sup>d</sup> 12<sup>h</sup> to 11<sup>d</sup> 12<sup>h</sup>. See Plate V.
- 11<sup>d</sup> 12<sup>h</sup> to 13<sup>d</sup> 12<sup>h</sup>. See Plate VI.
- 13<sup>d</sup> 13<sup>h</sup> to 15<sup>h</sup> Wave in Dec. (- 5'): in H.F. (- '0024). 19<sup>h</sup> to 22<sup>h</sup> Two successive waves in Dec. (- 26') and (- 7'), the first large and steep. 18 $\frac{1}{2}$ <sup>h</sup> to 21<sup>h</sup> Double wave in H.F. (- '0015 to + '001): small fluctuations in V.F.
- 14<sup>d</sup> 22<sup>h</sup> to 24<sup>h</sup> Wave in Dec. (+ 3'): in H.F. fluctuations ( $\pm$  '0005).
- 15<sup>d</sup> 1<sup>h</sup> to 2<sup>h</sup> Wave in Dec. (+ 4'): in H.F. (+ '0012): in V.F. small. 4<sup>h</sup> to 12<sup>h</sup> Small fluctuations in Dec. and H.F., with wave in Dec. 9 $\frac{1}{2}$ <sup>h</sup> to 10<sup>h</sup> (+ 4'). 12<sup>h</sup> to 13<sup>h</sup> Wave in Dec. (+ 4'), followed by small fluctuations till 15<sup>h</sup>: wave in H.F. 12<sup>h</sup> to 15<sup>h</sup> (- '0022), with superposed fluctuations ( $\pm$  '0008). 19 $\frac{1}{2}$ <sup>h</sup> to 20 $\frac{1}{2}$ <sup>h</sup> Decrease of Dec. (- 9'), followed by two successive waves till 23 $\frac{1}{2}$ <sup>h</sup> (- 12') and (- 7'). 21<sup>h</sup> to 23 $\frac{1}{2}$ <sup>h</sup> Double wave in H.F. (+ '0042 to - '002): wave in V.F. (- '0005).
- 16<sup>d</sup> 3<sup>h</sup> to 10<sup>h</sup> Small occasional fluctuations in Dec. and H.F. 17<sup>h</sup> to 22<sup>h</sup> Two successive waves in Dec. (- 5') and (- 9'): wave in H.F. 17<sup>h</sup> to 18 $\frac{1}{2}$ <sup>h</sup> (+ '001), followed by double wave (- '001 to + '001) till 21<sup>h</sup>: very small fluctuations in V.F.
- 17<sup>d</sup> 0<sup>h</sup> to 3<sup>h</sup> Small fluctuations in Dec. and H.F. 18<sup>h</sup> to 22<sup>h</sup> Small fluctuations in H.F., followed by wave (- '001). 22<sup>h</sup> to 24<sup>h</sup> Wave in Dec. (- 5').
- 18<sup>d</sup> 1<sup>h</sup> to 6<sup>h</sup> Small fluctuations in Dec. and H.F., and also from 12<sup>h</sup> to 14<sup>h</sup>. 21<sup>h</sup> to 24<sup>h</sup> Wave in Dec. (- 9'): in H.F. small fluctuations.
- 20<sup>d</sup> 1 $\frac{1}{2}$ <sup>h</sup> to 2 $\frac{1}{2}$ <sup>h</sup> Small wave in Dec. and H.F. 12<sup>h</sup> to 16<sup>h</sup> Small fluctuations in Dec. 20<sup>h</sup> to 23<sup>h</sup> Wave in Dec. (- 8'): small fluctuations in H.F.
- 21<sup>d</sup> 16<sup>h</sup> to 17<sup>h</sup> Small wave in Dec. and H.F. 21<sup>h</sup> to 23<sup>h</sup> Small fluctuations in Dec. and H.F.
- 22<sup>d</sup> 22<sup>h</sup> to 24<sup>h</sup> Wave in Dec. (- 8'): small fluctuations in H.F.: small wave in V.F.

1895.

- November 23<sup>d</sup> 12<sup>h</sup> to 16<sup>h</sup> Fluctuations in Dec. ( $\pm 3'$ ): in H.F. ( $\pm .0008$ ), with waves 12<sup>h</sup> to 13<sup>h</sup> in H.F. ( $- .0016$ ) and 14<sup>h</sup> to 15<sup>h</sup>, in Dec. ( $- 5'$ ): in H.F. ( $+ .0014$ ). 15<sup>h</sup> to 17<sup>h</sup> Double wave in Dec. ( $+ 4'$  to  $- 7'$ ): in H.F. ( $+ .001$  to  $- .001$ ). 18<sup>h</sup> to 20<sup>h</sup> Two successive waves in Dec. ( $- 7'$ ) and ( $- 3'$ ): in H.F. ( $- .0018$ ) and ( $- .001$ ). 21<sup>h</sup> to 22<sup>h</sup> Fluctuations in Dec. ( $\pm 3'$ ): wave in H.F. ( $- .0016$ ). 22<sup>h</sup> to 24<sup>h</sup> Two successive waves in Dec. ( $- 5'$  and  $- 13'$ ). 23<sup>h</sup> to 24<sup>h</sup> Wave in H.F. ( $+ .0036$ ).
- 24<sup>d</sup> 1<sup>h</sup> to 10<sup>h</sup> Fluctuations in Dec. ( $\pm 2'$ ): in H.F. ( $\pm .001$ ): in V.F. ( $\pm .0003$ ), with wave in Dec. 1<sup>h</sup> to 2<sup>h</sup> ( $- 4'$ ). 3<sup>h</sup> to 3<sup>h</sup> Increase of Dec. ( $+ 10'$ ), wave 4<sup>h</sup> to 6<sup>h</sup> ( $+ 8'$ ), 8<sup>h</sup> to 9<sup>h</sup> ( $+ 4'$ ), in H.F. waves 5<sup>h</sup> to 6<sup>h</sup> ( $- .002$ ), 7<sup>h</sup> to 10<sup>h</sup> ( $- .003$ ). 11<sup>h</sup> to 14<sup>h</sup> Fluctuations in Dec. ( $\pm 2'$ ). 11<sup>h</sup> to 13<sup>h</sup> Wave in H.F. ( $- .0034$ ). 14<sup>h</sup> to 16<sup>h</sup> Wave in Dec. ( $- 13'$ ): double wave in H.F. ( $- .0028$  to  $+ .002$ ). 14<sup>h</sup> to 17<sup>h</sup> Wave in V.F. ( $+ .0005$ ). 16<sup>h</sup> to 17<sup>h</sup> Sharp double-crested wave in Dec. ( $- 14'$ ): sharp wave in H.F. ( $+ .0054$ ), followed in Dec., H.F. and V.F. by small fluctuations till 18<sup>h</sup>. 18<sup>h</sup> to 19<sup>h</sup> Wave in Dec. ( $- 10'$ ): in H.F. ( $+ .0024$ ), followed by small fluctuations in Dec., H.F. and V.F. till 22<sup>h</sup>. 23<sup>h</sup> to 24<sup>h</sup> Wave in Dec. ( $+ 5'$ ): in H.F. small fluctuations.
- 25<sup>d</sup> 0<sup>h</sup> to 1<sup>h</sup> Wave in H.F. ( $- .0012$ ), followed by small fluctuations in Dec., H.F. and V.F. till 23<sup>h</sup>.
- 26<sup>d</sup> 21<sup>h</sup> to 23<sup>h</sup> Two successive waves in Dec. ( $- 4'$ ) and ( $- 8'$ ): irregular wave in H.F. ( $+ .0014$ ): small fluctuations in V.F.
- 27<sup>d</sup> 0<sup>h</sup> to 1<sup>h</sup> Wave in Dec. ( $+ 5'$ ): in H.F. ( $+ .001$ ): decrease of V.F. ( $- .0003$ ). 1<sup>h</sup> to 2<sup>h</sup> Wave in Dec. ( $+ 4'$ ): in H.F. small. 4<sup>h</sup> to 10<sup>h</sup> Small occasional fluctuations in Dec. and H.F. 17<sup>h</sup> to 19<sup>h</sup> Wave in Dec. ( $- 5'$ ): in H.F. ( $- .0014$ ): small fluctuations in V.F. 20<sup>h</sup> to 23<sup>h</sup> Two successive waves in Dec. ( $- 13'$ ) and ( $- 5'$ ). 20<sup>h</sup> to 22<sup>h</sup> in H.F. ( $+ .0014$ ) and ( $+ .0014$ ), followed by small fluctuations till 23<sup>h</sup>. 21<sup>h</sup> to 23<sup>h</sup> Wave in V.F. ( $- .0004$ ).
- 28<sup>d</sup> 0<sup>h</sup> to 15<sup>h</sup> Small fluctuations in Dec. and H.F., with wave in Dec. 4<sup>h</sup> to 6<sup>h</sup> ( $+ 4'$ ). 5<sup>h</sup> to 9<sup>h</sup> Long shallow wave in H.F. ( $+ .0014$ ). 16<sup>h</sup> to 18<sup>h</sup> Wave in Dec. ( $- 8'$ ): in H.F. ( $+ .0014$ ). 20<sup>h</sup> to 22<sup>h</sup> Wave in Dec. ( $- 7'$ ): in H.F. ( $+ .002$ ).
- 29<sup>d</sup> 1<sup>h</sup> to 4<sup>h</sup> Two successive waves in Dec. ( $+ 5'$ ) and ( $+ 4'$ ). 1<sup>h</sup> to 3<sup>h</sup> Wave in H.F. ( $+ .0014$ ) and wave in V.F. ( $- .0003$ ), followed in Dec. and H.F. by small fluctuations till 17<sup>h</sup>. 13<sup>h</sup> to 15<sup>h</sup> Wave in Dec. ( $+ 4'$ ). 17<sup>h</sup> to 19<sup>h</sup> Sharp wave in Dec. ( $- 10'$ ): in H.F. double wave ( $- .001$  to  $+ .0014$ ), followed by small fluctuations in both till 22<sup>h</sup>. 22<sup>h</sup> to 23<sup>h</sup> Wave in Dec. ( $+ 3'$ ). 22<sup>h</sup> to 24<sup>h</sup> Two successive waves in H.F. ( $+ .0016$ ) and ( $+ .0024$ ).
- 30<sup>d</sup> 16<sup>h</sup> to 18<sup>h</sup> Wave in Dec. ( $- 10'$ ): in H.F. ( $- .0016$ ).

- December 1<sup>d</sup> 0<sup>h</sup> to 1<sup>h</sup> Wave in Dec. ( $+ 3'$ ): in H.F. ( $- .001$ ): in V.F. small. 18<sup>h</sup> to 22<sup>h</sup> Small fluctuations in Dec., H.F. and V.F.
- 2<sup>d</sup> 22<sup>h</sup> to 24<sup>h</sup> Small fluctuations in H.F.
- 3<sup>d</sup> 4<sup>h</sup> to 6<sup>h</sup> Fluctuations in Dec. ( $\pm 2'$ ): 4<sup>h</sup> to 5<sup>h</sup> wave in H.F. ( $+ .001$ ): 20<sup>h</sup> to 20<sup>h</sup> wave in Dec. ( $- 3'$ ): in H.F. small.
- 4<sup>d</sup> 0<sup>h</sup> to 4<sup>h</sup> Small fluctuations in Dec. and H.F.
- 5<sup>d</sup> 20<sup>h</sup> to 22<sup>h</sup> Very small fluctuations in Dec. and H.F.
- 7<sup>d</sup> 7<sup>h</sup> to 20<sup>h</sup> Rapid fluctuations in Dec. ( $\pm 3'$ ): in H.F. ( $\pm .0012$ ). 20<sup>h</sup> to 22<sup>h</sup> Wave in Dec. ( $- 21'$ ): in H.F. ( $+ .0044$ ), followed by fluctuations till midnight: small fluctuations throughout in V.F.
- 8<sup>d</sup> 0<sup>h</sup> to 1<sup>h</sup> Double wave in Dec. ( $+ 11'$  to  $- 9'$ ): double wave in H.F. ( $+ .002$  to  $- .0018$ ): wave in V.F. ( $- .001$ ). 1<sup>h</sup> to 16<sup>h</sup> Small rapid fluctuations in Dec., H.F. and V.F., with waves 13<sup>h</sup> to 14<sup>h</sup> in Dec. ( $+ 7'$ ): 13<sup>h</sup> to 15<sup>h</sup> in H.F. ( $- .003$ ). 21<sup>h</sup> to 22<sup>h</sup> Wave in Dec. ( $+ 8'$ ): in H.F. ( $+ .002$ ).
- 8<sup>d</sup> 23<sup>h</sup> to 9<sup>h</sup> 1<sup>h</sup> Double wave in Dec. ( $- 5'$  to  $+ 4'$ ), and double wave in H.F. ( $- .0012$  to  $+ .001$ ), followed by small fluctuations in Dec., H.F. and V.F.
- 9<sup>d</sup> 18<sup>h</sup> to 20<sup>h</sup> Two successive waves in Dec. ( $- 5'$ ) and ( $- 13'$ ): in H.F. ( $+ .001$ ) and ( $+ .005$ ): 20<sup>h</sup> to 21<sup>h</sup> decrease of V.F. ( $- .0005$ ). 22<sup>h</sup> to 23<sup>h</sup> Wave in Dec. ( $+ 6'$ ): in H.F. ( $+ .0016$ ): decrease of V.F. ( $- .0004$ ).
- 10<sup>d</sup> 0<sup>h</sup> to 15<sup>h</sup> Small fluctuations in Dec. and H.F. 15<sup>h</sup> to 17<sup>h</sup> Wave in Dec. ( $- 7'$ ): in H.F. ( $+ .0014$ ). 18<sup>h</sup> to 20<sup>h</sup> Three successive waves in Dec. ( $- 8'$ ), ( $- 4'$ ) and ( $- 8'$ ): double wave in H.F. ( $+ .002$  to  $- .0028$ ), latter part steep and rapid, followed by small fluctuations in H.F. till midnight. 22<sup>h</sup> to 23<sup>h</sup> Wave in Dec. ( $+ 6'$ ): small fluctuations also shown in V.F.
- 11<sup>d</sup> 0<sup>h</sup> to 5<sup>h</sup> Small fluctuations in Dec. and H.F.: 3<sup>h</sup> to 4<sup>h</sup> wave in Dec. ( $+ 4'$ ). 15<sup>h</sup> to 17<sup>h</sup> Wave in Dec. ( $- 7'$ ): in H.F. ( $- .0028$ ). 18<sup>h</sup> to 19<sup>h</sup> Sharp wave in Dec. ( $- 5'$ ): in H.F. ( $+ .0016$ ).

1895.

- December 12<sup>d</sup> 17<sup>h</sup> to 19<sup>h</sup> Wave in Dec. (- 13'): double wave in H.F. (- '001 to + '001): small fluctuations in V.F.
- 13<sup>d</sup> 22<sup>h</sup> to 24<sup>h</sup> Two successive waves in Dec. (+ 5') and (+ 3'). 22<sup>h</sup> to 23<sup>½</sup><sup>h</sup> Double wave in H.F. (+ '0014 to - '001).
- 15<sup>d</sup> 0<sup>h</sup> to 14<sup>h</sup> Small occasional fluctuations in Dec. and H.F. 12<sup>h</sup> to 13<sup>h</sup> Wave in H.F. (- '001). 12<sup>½</sup><sup>h</sup> to 15<sup>h</sup> Shallow wave in Dec. (+ 4').
- 17<sup>d</sup> 16<sup>h</sup> to 18<sup>h</sup> Wave in H.F. (- '0014). 20<sup>h</sup> to 22<sup>h</sup> Wave in Dec. (- 3'): in H.F. small.
- 18<sup>d</sup> 17<sup>h</sup> to 22<sup>h</sup> Fluctuations in Dec. (± 3'): in H.F. (± '001).
- 19<sup>d</sup> 21<sup>h</sup> to 22<sup>h</sup> Wave in H.F. (+ '001).
- 20<sup>d</sup> 0<sup>h</sup> to 4<sup>h</sup> Small fluctuations in Dec. and H.F.
- 21<sup>d</sup> 12<sup>h</sup> to 19<sup>h</sup> Fluctuations in Dec., H.F. and V.F., with waves 13<sup>h</sup> to 14<sup>h</sup> in Dec. (+ 5'), and 16<sup>½</sup><sup>h</sup> to 18<sup>h</sup> in H.F. (- '0012). 19<sup>½</sup><sup>h</sup> to 21<sup>h</sup> Double wave in Dec. (+ 3' to - 8'). 21<sup>½</sup><sup>h</sup> to 23<sup>½</sup><sup>h</sup> Two successive waves (+ 3') and (+ 4'). 20<sup>½</sup><sup>h</sup> to 21<sup>½</sup><sup>h</sup> Wave in H.F. (+ '0018), followed by fluctuations (± '001) till 23<sup>h</sup>.
- 22<sup>d</sup> 0<sup>h</sup> to 2<sup>h</sup> Wave in Dec. (+ 6'): in H.F. (+ '001): decrease of V.F. (- '0006). 17<sup>½</sup><sup>h</sup> to 18<sup>½</sup><sup>h</sup> Wave in H.F. (- '0014), followed by small fluctuations till 20<sup>½</sup><sup>h</sup>. 18<sup>½</sup><sup>h</sup> to 20<sup>½</sup><sup>h</sup> Wave in Dec. (- 5'). 22<sup>h</sup> to 23<sup>½</sup><sup>h</sup> Wave in Dec. (- 6'): in H.F. (+ '0026).
- 23<sup>d</sup> 1<sup>h</sup> to 3<sup>h</sup> Double wave in Dec. (+ 4' to - 3'): small fluctuations in H.F.: decrease of V.F. (- '0003). 8<sup>h</sup> to 10<sup>½</sup><sup>h</sup> Wave in Dec. (+ 4'): small fluctuations in H.F. 18<sup>h</sup> to 21<sup>h</sup> Irregular wave in Dec. (- 8'): wave in H.F. (- '002), followed by sharp wave till 21<sup>½</sup><sup>h</sup> in Dec. (- 4'): in H.F. (+ '0016). 22<sup>½</sup><sup>h</sup> to 23<sup>h</sup> Wave in Dec. (+ 4'): in H.F. (+ '0014).
- 24<sup>d</sup> 0<sup>h</sup> to 13<sup>h</sup> Small occasional fluctuations in Dec. and H.F., with wave in Dec. 2<sup>½</sup><sup>h</sup> to 3<sup>½</sup><sup>h</sup> (+ 4'): in H.F. (+ '0012). 13<sup>½</sup><sup>h</sup> to 14<sup>½</sup><sup>h</sup> Double wave in Dec. (+ 4' to - 6'), and again 15<sup>h</sup> to 16<sup>h</sup> (+ 5' to - 5'). 13<sup>h</sup> to 15<sup>½</sup><sup>h</sup> Rapid fluctuations in H.F. (± '001). 15<sup>½</sup><sup>h</sup> to 16<sup>h</sup> Increase of H.F. (+ '0028). 13<sup>h</sup> to 17<sup>h</sup> Wave in V.F. (+ '0006). 17<sup>h</sup> to 18<sup>½</sup><sup>h</sup> Sharp wave in Dec. (- 15'): in H.F. (- '0018). 17<sup>½</sup><sup>h</sup> to 19<sup>h</sup> Wave in V.F. (+ '0003). 19<sup>½</sup><sup>h</sup> to 21<sup>h</sup> Wave in Dec. (- 5'): in H.F. (+ '0014). 22<sup>h</sup> to 23<sup>h</sup> Wave in Dec. (+ 3'): in H.F. (+ '0012).
- 25<sup>d</sup> 13<sup>½</sup><sup>h</sup> to 14<sup>½</sup><sup>h</sup> Decrease of Dec. (- 5'): wave in H.F. (- '001). 22<sup>h</sup> to 24<sup>h</sup> Wave in Dec. (- 4'): in H.F. (+ '001).
- 26<sup>d</sup> 23<sup>½</sup><sup>h</sup> to 27<sup>d</sup> 1<sup>h</sup> Wave in Dec. (+ 5'): in H.F. (+ '0014), followed by small fluctuations till 27<sup>d</sup> 5<sup>h</sup>. 27<sup>d</sup> 21<sup>h</sup> to 22<sup>h</sup> Wave in Dec. (- 3').
- 30<sup>d</sup> 17<sup>h</sup> to 18<sup>h</sup> Wave in Dec. (- 4'): in H.F. (- '001). 21<sup>h</sup> to 23<sup>h</sup> Small fluctuations in Dec. and H.F.

## EXPLANATION OF THE PLATES.

The magnetic motions figured on the Plates are—

- (1.) Those for days of great disturbance—None in 1895.
- (2.) Those for days of lesser disturbance—February 8-9, 9-10, 15-16, March 8-9, 13-14, 14-15, April 11-12, May 10-11, 29, September 30, October 12-13, 13-14, November 9-10, 10-11, 11-12, 12-13.
- (3.) Those for four quiet days, January 27, April 22, August 22, November 7, which are given as types of the ordinary diurnal movement at four seasons of the year.

The time is Greenwich Civil Time (commencing at midnight, and counting the hours from 0 to 24).

The magnetic declination, horizontal force, and vertical force, are indicated by the letters D., H., and V. respectively; the declination (west) is expressed in minutes of arc, the units for horizontal and vertical force are  $\cdot 0001$  of the whole horizontal and vertical forces respectively, the corresponding scales being given on the sides of each diagram. Equal changes of amplitude in the several registers correspond nearly to equal changes of absolute magnetic force,  $\cdot 0001$  of a C. G. S. unit being represented by  $0^{\text{in}}.80 = 20.4^{\text{mm.}}$  in the declination curve, by  $0^{\text{in}}.75 = 19.0^{\text{mm.}}$  in the horizontal force curve, and by  $0^{\text{in}}.79 = 20.0^{\text{mm.}}$  in the vertical force curve.

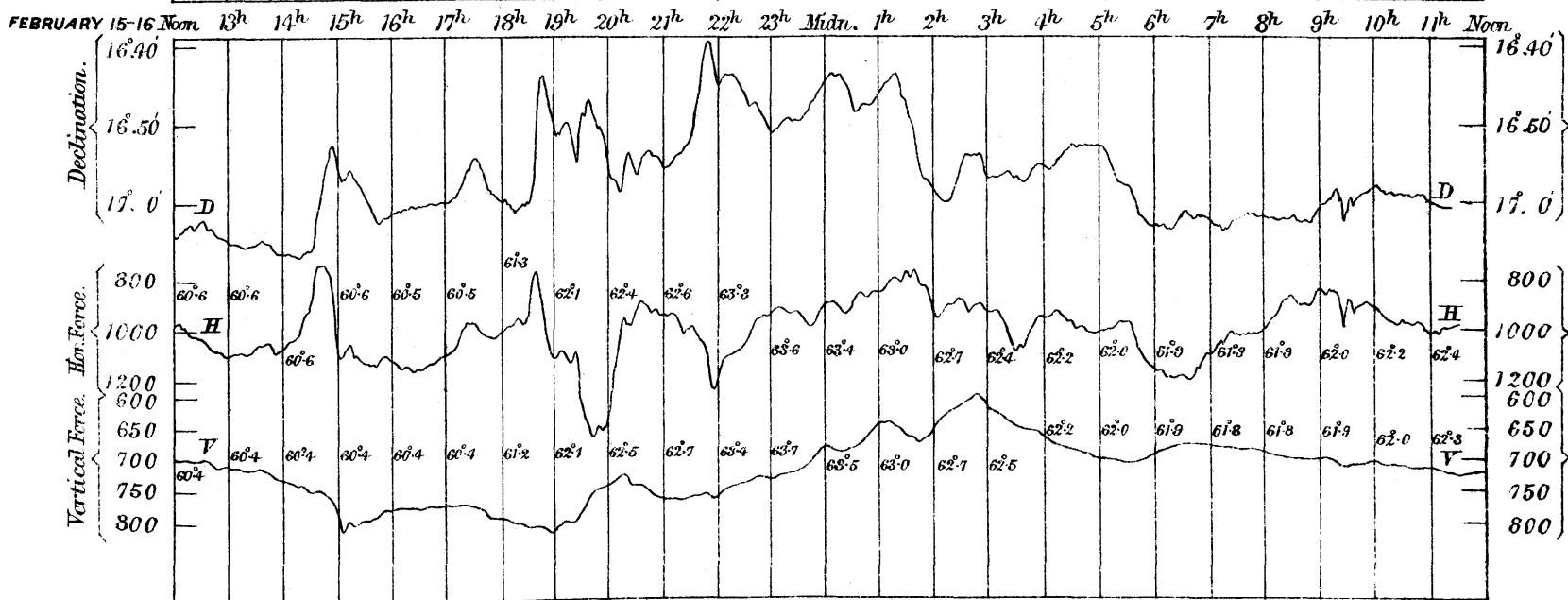
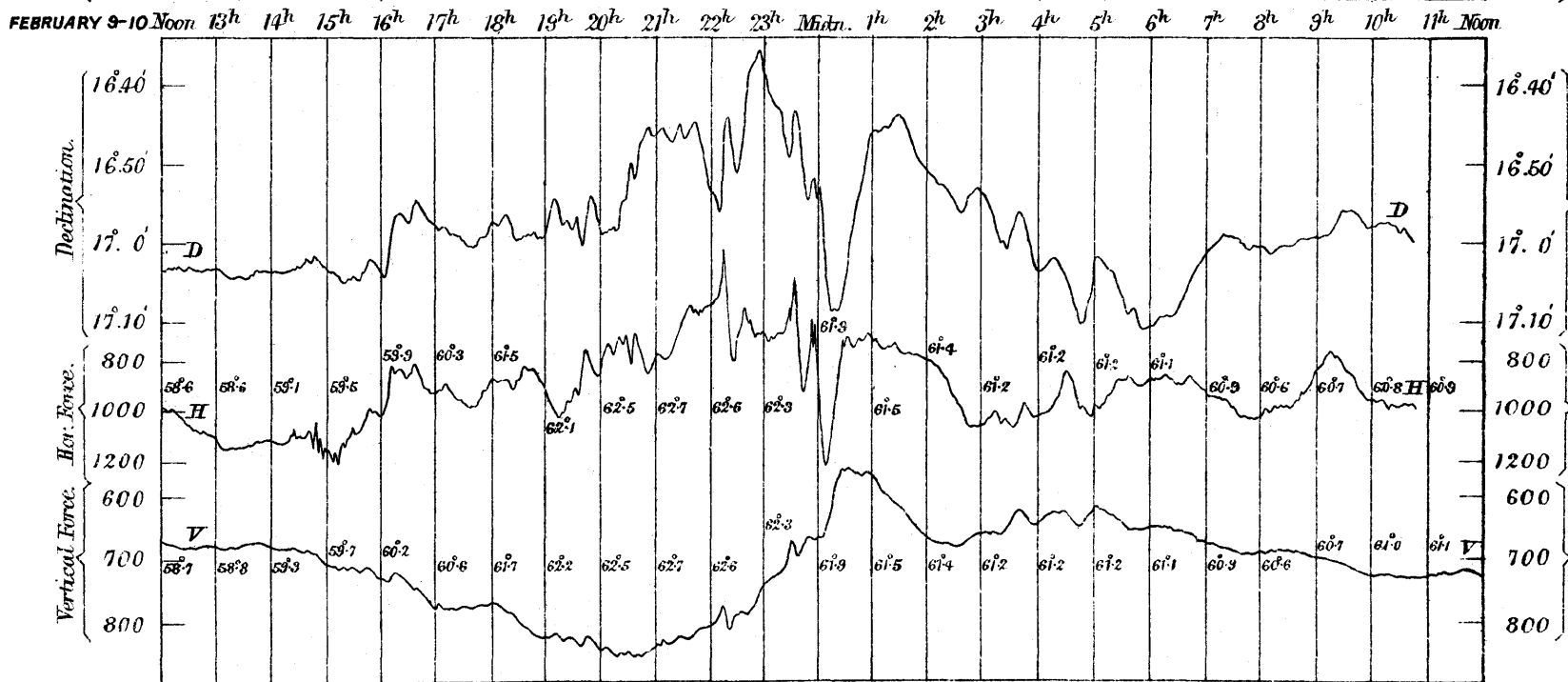
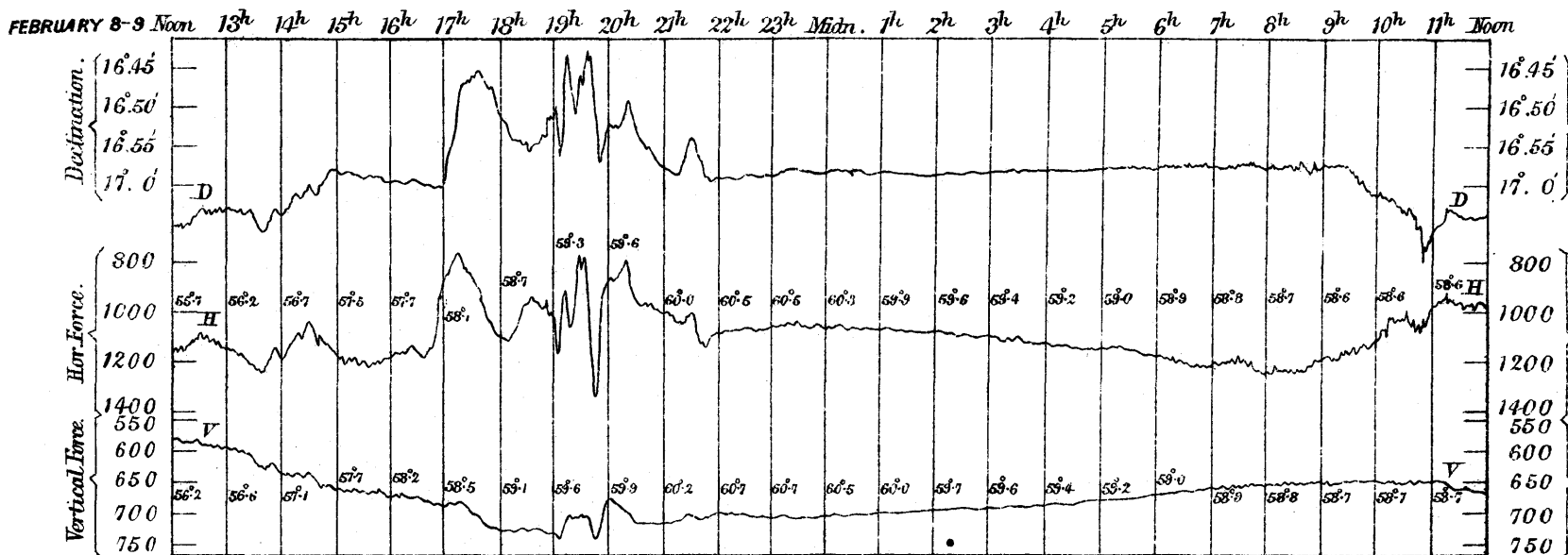
Downward motion indicates increase of declination and of horizontal and vertical force.

The earth current registers are not given on the plates in consequence of interference with the records caused by the running of trains on the City and South London Electric Railway.

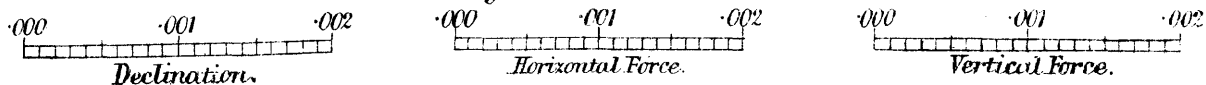
An arrow ( $\uparrow$ ) indicates that the register was out of range of registration in the direction of the arrow head.

The temperatures (Fahrenheit) of the horizontal and vertical force magnets at each hour are given in small figures on the Diagrams.

Magnetic Disturbances recorded at the Royal Observatory, Greenwich, 1895.

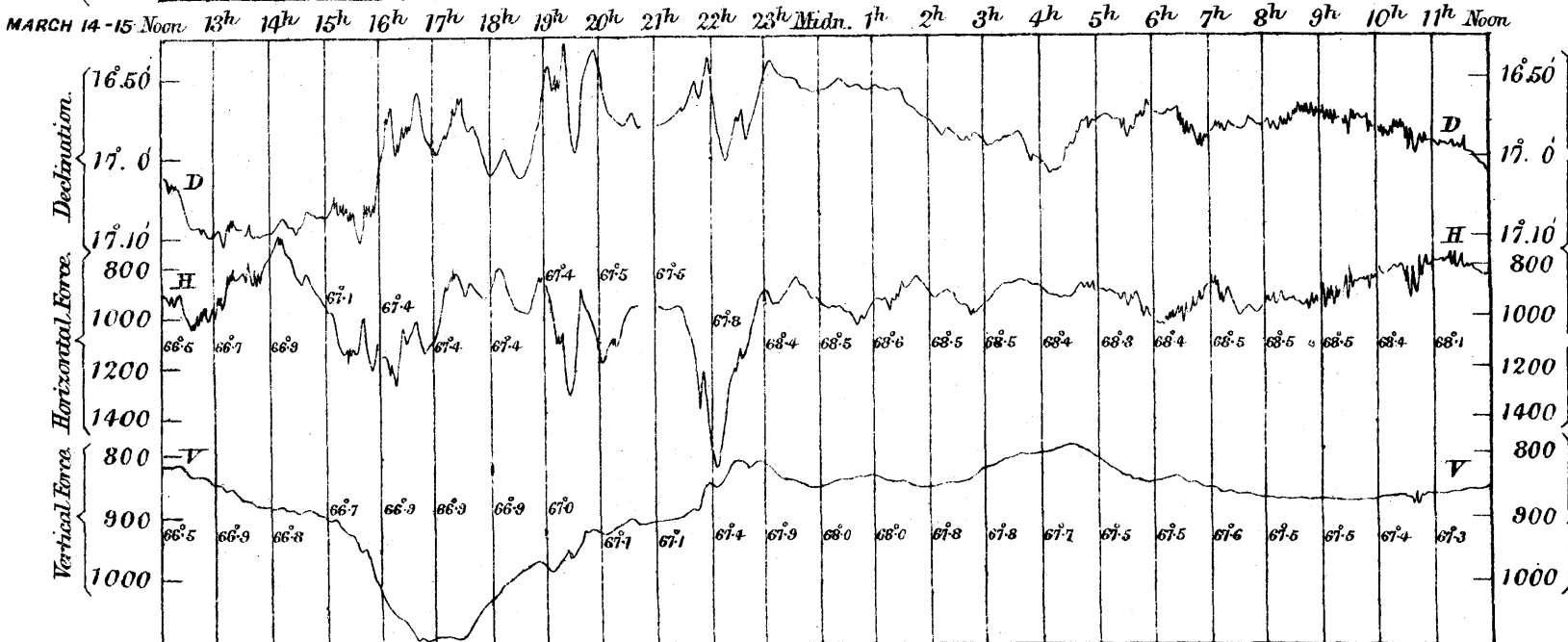
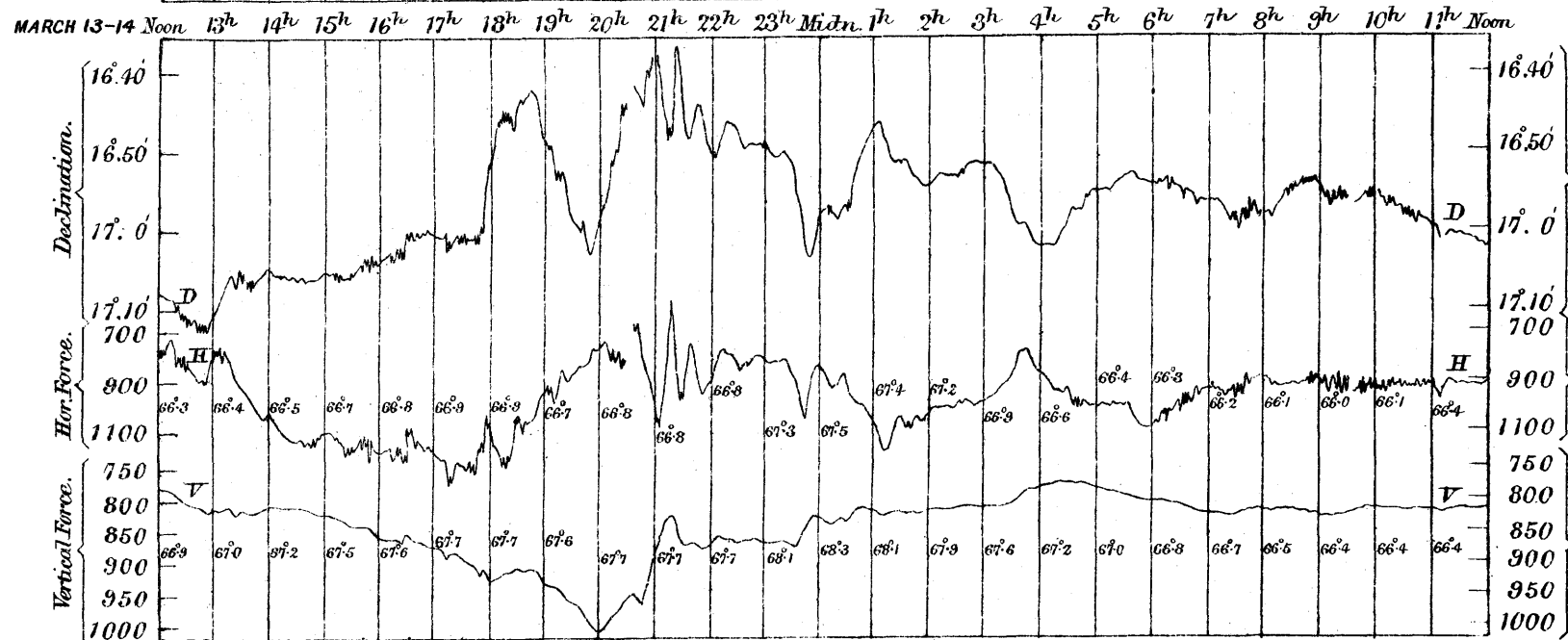
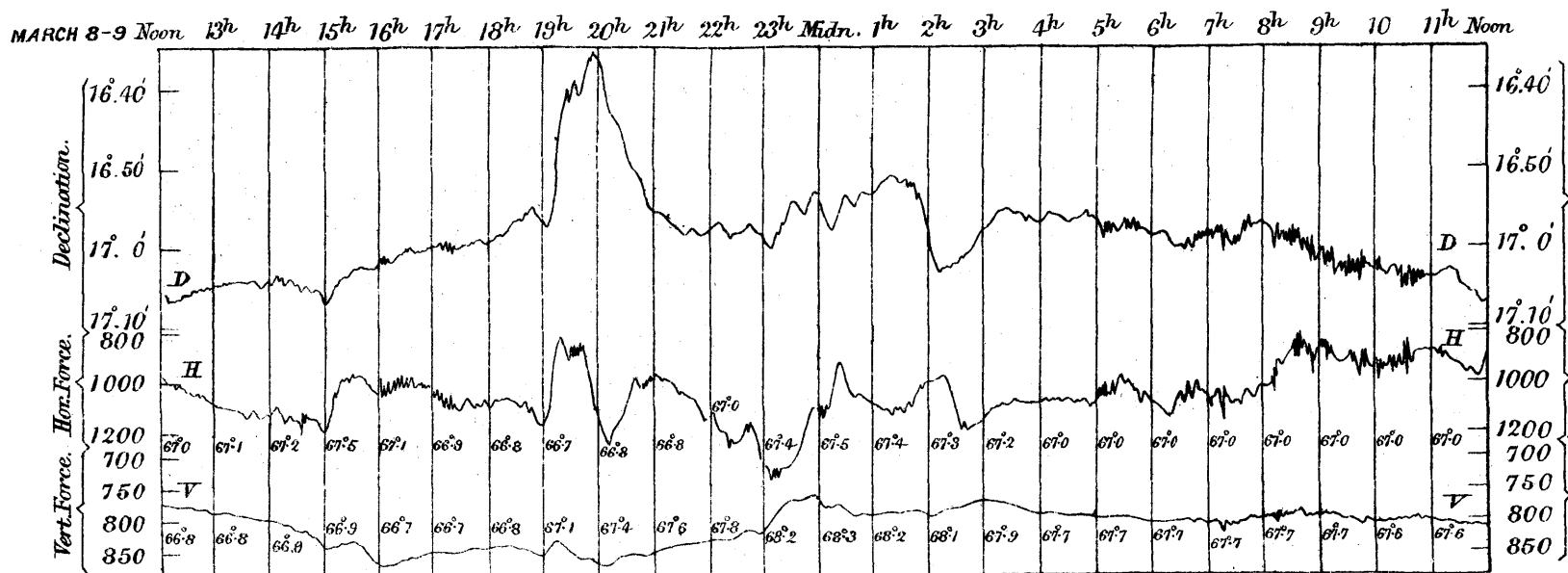


Scales for Magnetic Elements in C.G.S. measure.



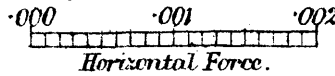
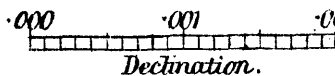


Magnetic Disturbances recorded at the Royal Observatory, Greenwich, 1895.




WYMAN AND SONS LTD LITH. LONDON 3/28 3. 97

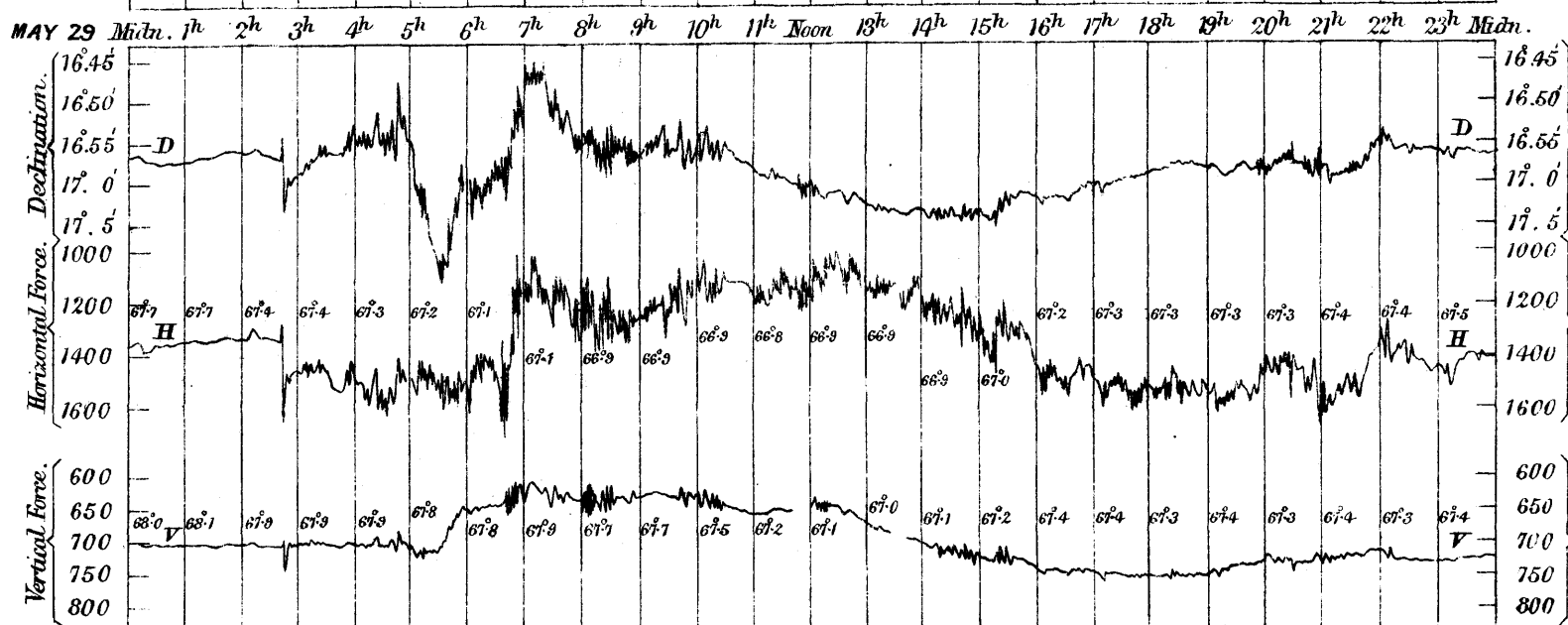
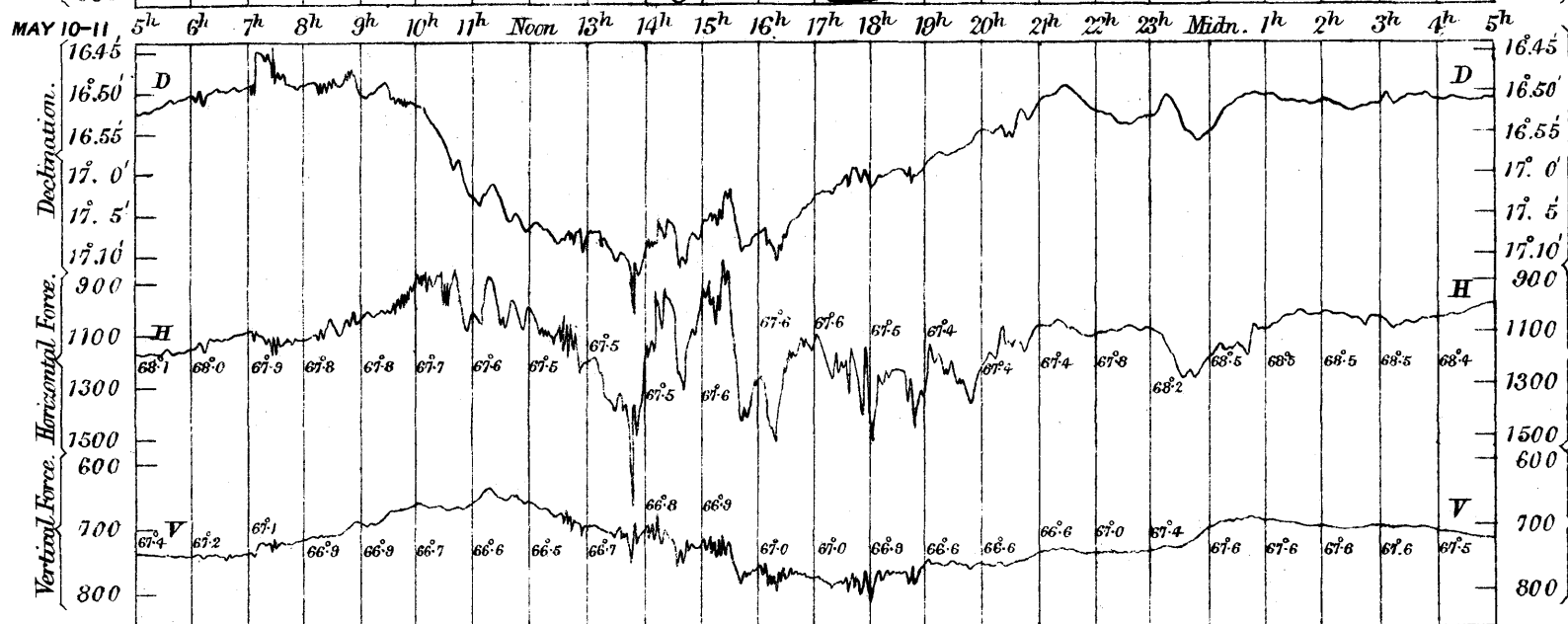
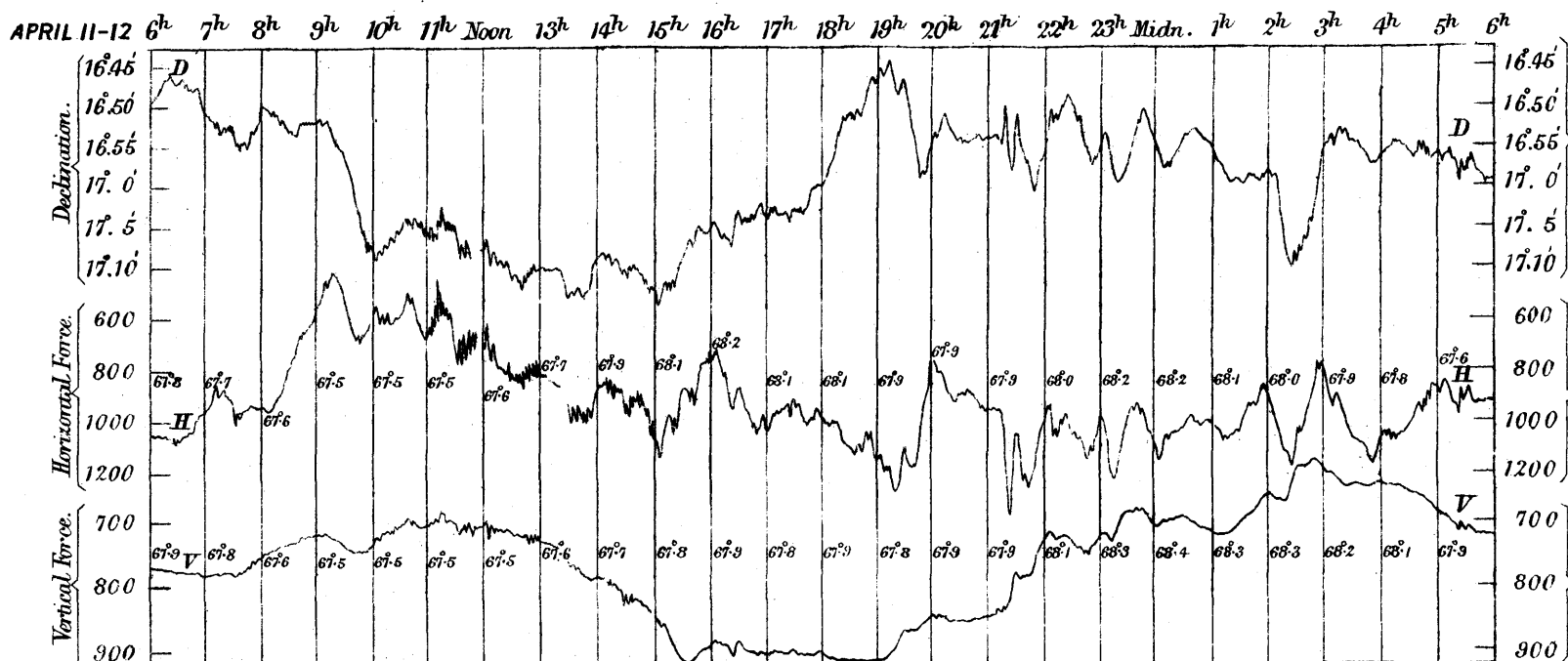
Scales for Magnetic Elements in C.G.S. measure.






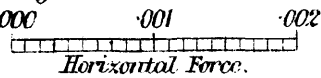
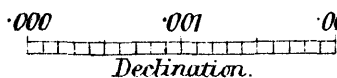


Magnetic Disturbances recorded at the Royal Observatory, Greenwich, 1895.



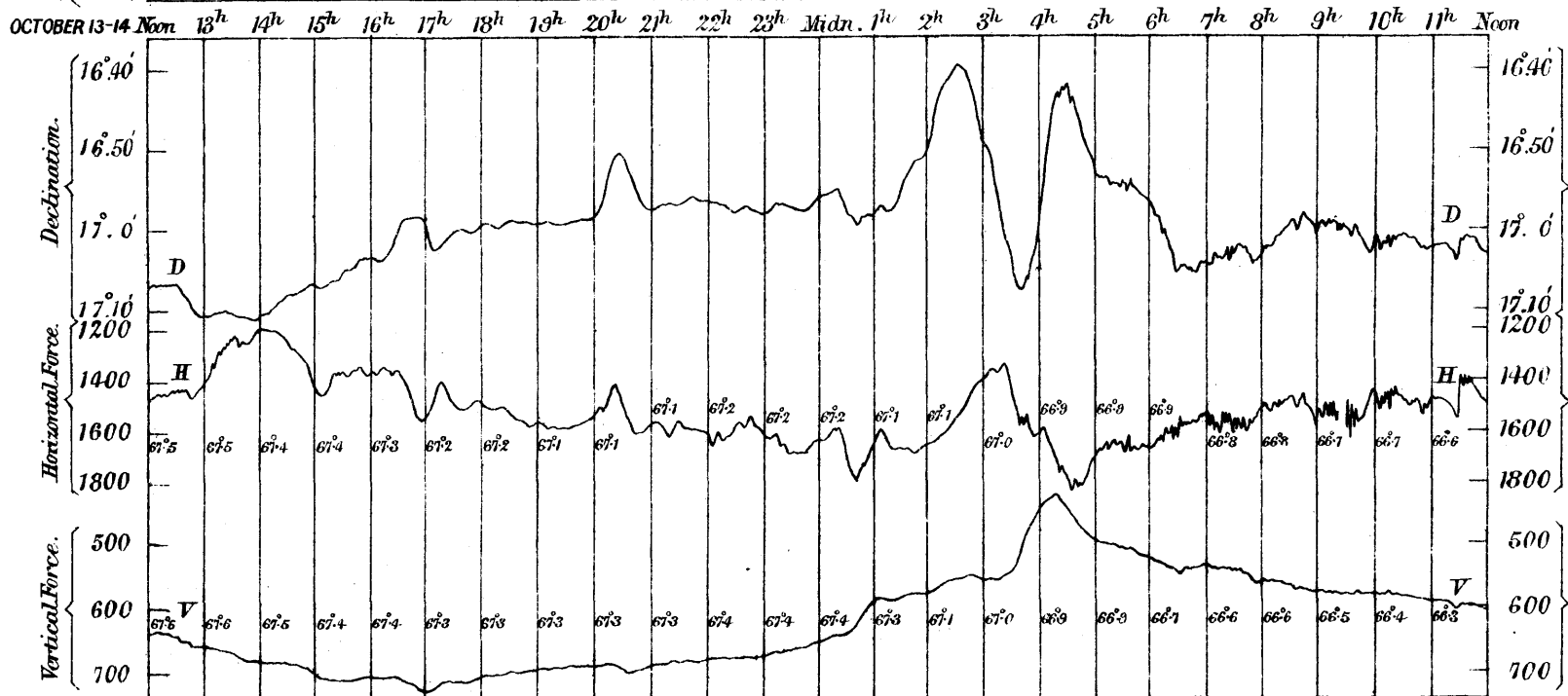
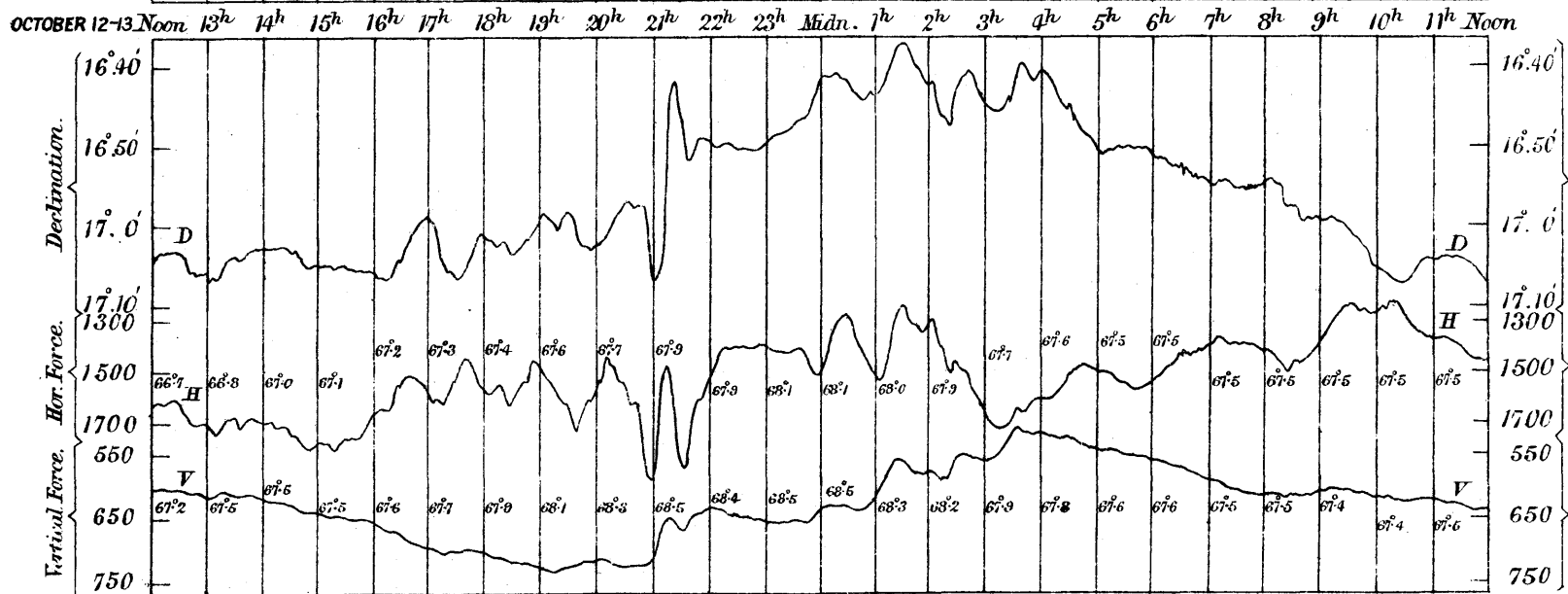
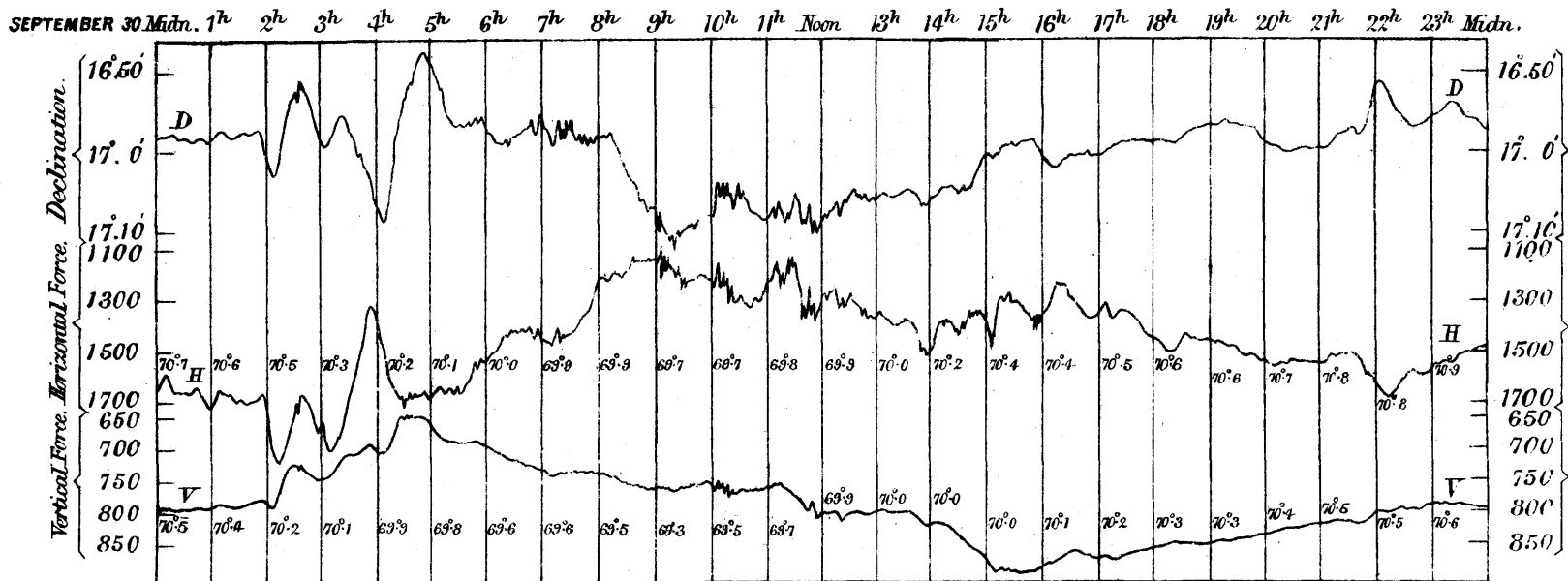
Scales for Magnetic Elements in C. G. S. measure.

WYMAN AND SONS [LITH. LONDON 9/28.3.97.



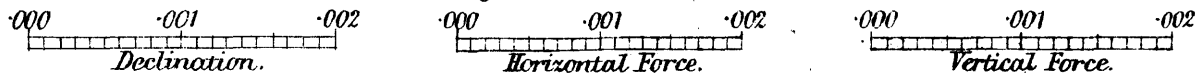


Magnetic Disturbances recorded at the Royal Observatory, Greenwich, 1895.



Scales for Magnetic Elements in C.G.S. measure.

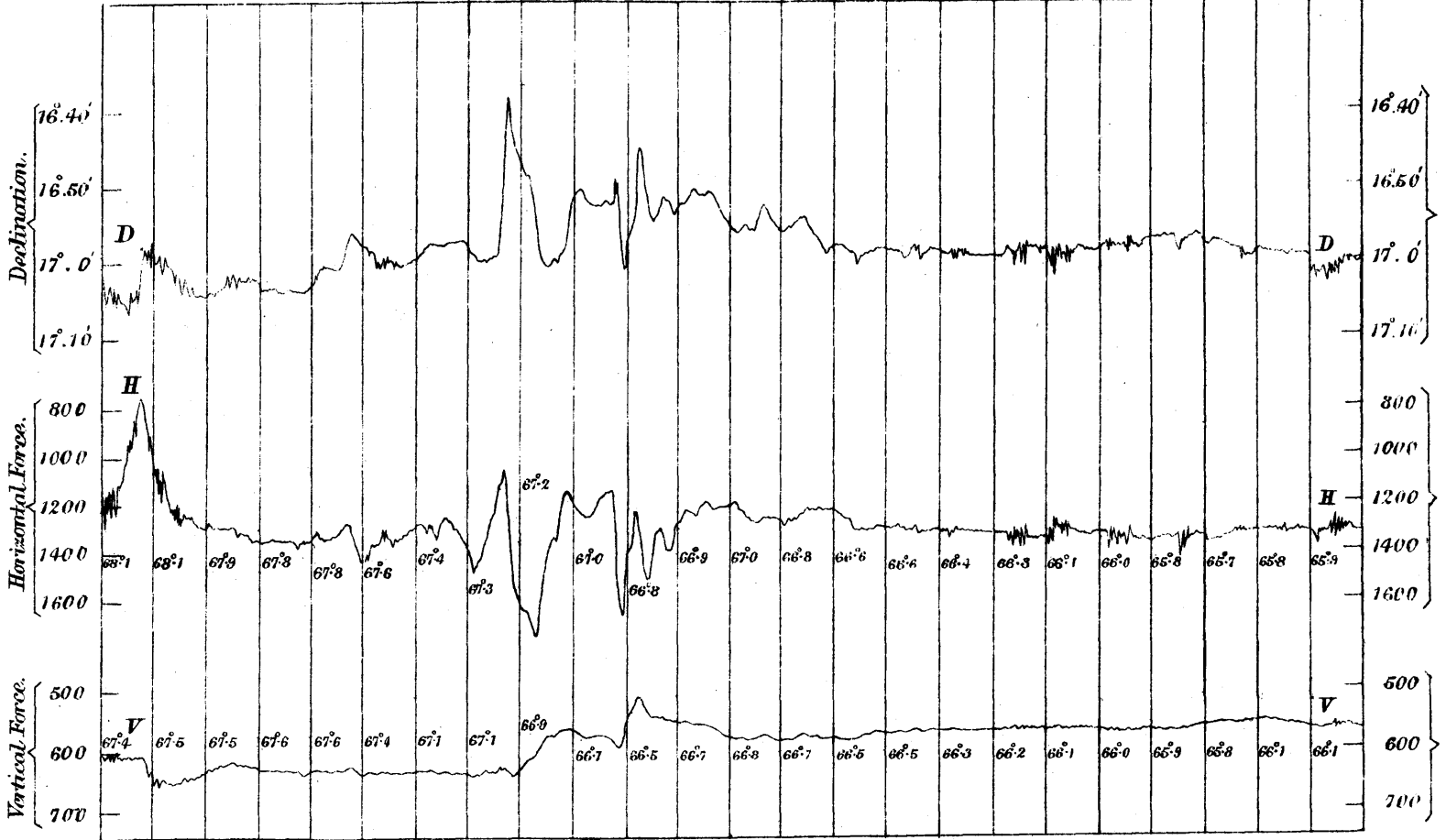
WYMAN AND SONS LTD LITH. LONDON 9128.3.97.



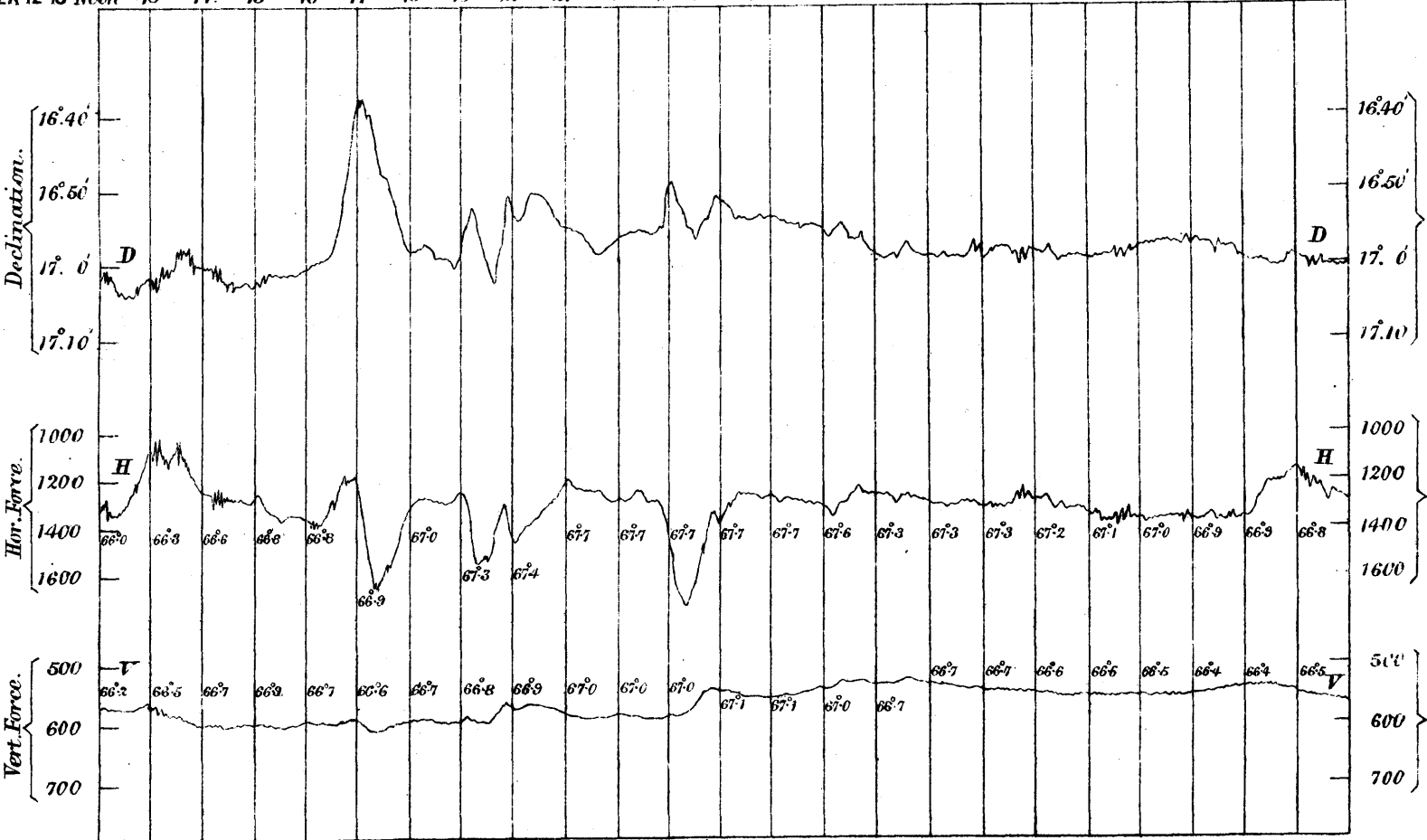


Magnetic Disturbances recorded at the Royal Observatory, Greenwich, 1895.

NOVEMBER 11-12 Noon 13<sup>h</sup> 14<sup>h</sup> 15<sup>h</sup> 16<sup>h</sup> 17<sup>h</sup> 18<sup>h</sup> 19<sup>h</sup> 20<sup>h</sup> 21<sup>h</sup> 22<sup>h</sup> 23<sup>h</sup> Midn. 1<sup>h</sup> 2<sup>h</sup> 3<sup>h</sup> 4<sup>h</sup> 5<sup>h</sup> 6<sup>h</sup> 7<sup>h</sup> 8<sup>h</sup> 9<sup>h</sup> 10<sup>h</sup> 11<sup>h</sup> Noon

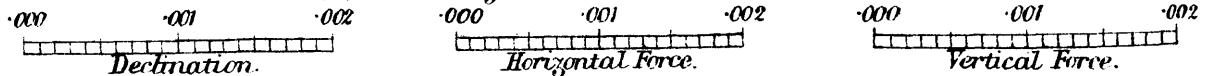


NOVEMBER 12-13 Noon 13<sup>h</sup> 14<sup>h</sup> 15<sup>h</sup> 16<sup>h</sup> 17<sup>h</sup> 18<sup>h</sup> 19<sup>h</sup> 20<sup>h</sup> 21<sup>h</sup> 22<sup>h</sup> 23<sup>h</sup> Midn. 1<sup>h</sup> 2<sup>h</sup> 3<sup>h</sup> 4<sup>h</sup> 5<sup>h</sup> 6<sup>h</sup> 7<sup>h</sup> 8<sup>h</sup> 9<sup>h</sup> 10<sup>h</sup> 11<sup>h</sup> Noon



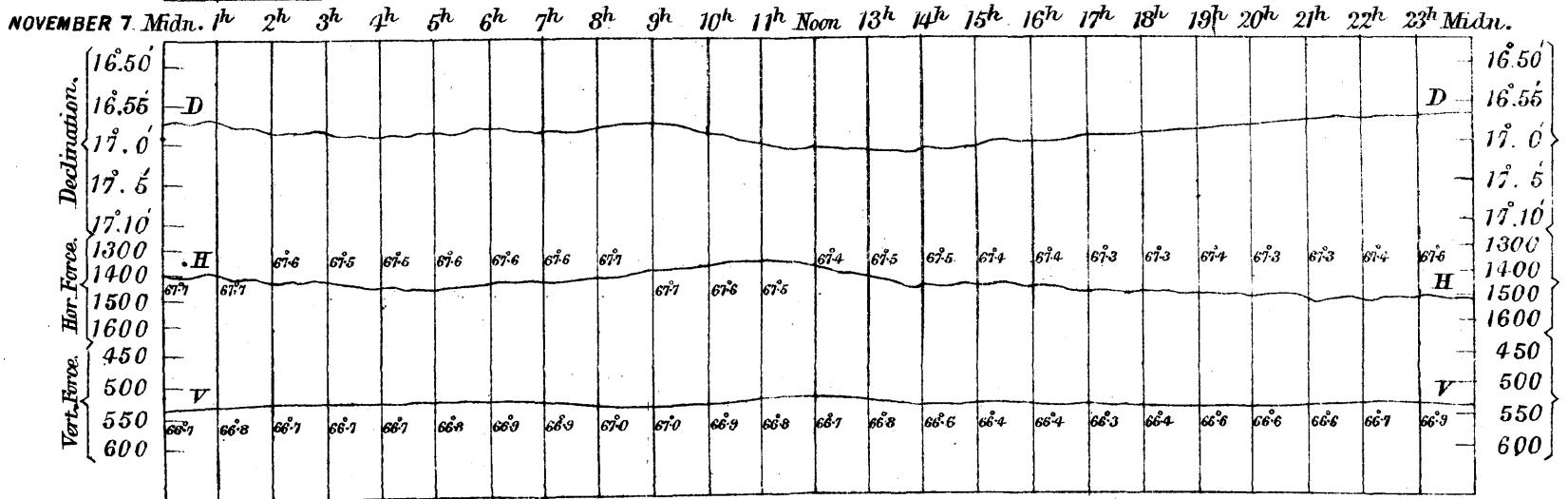
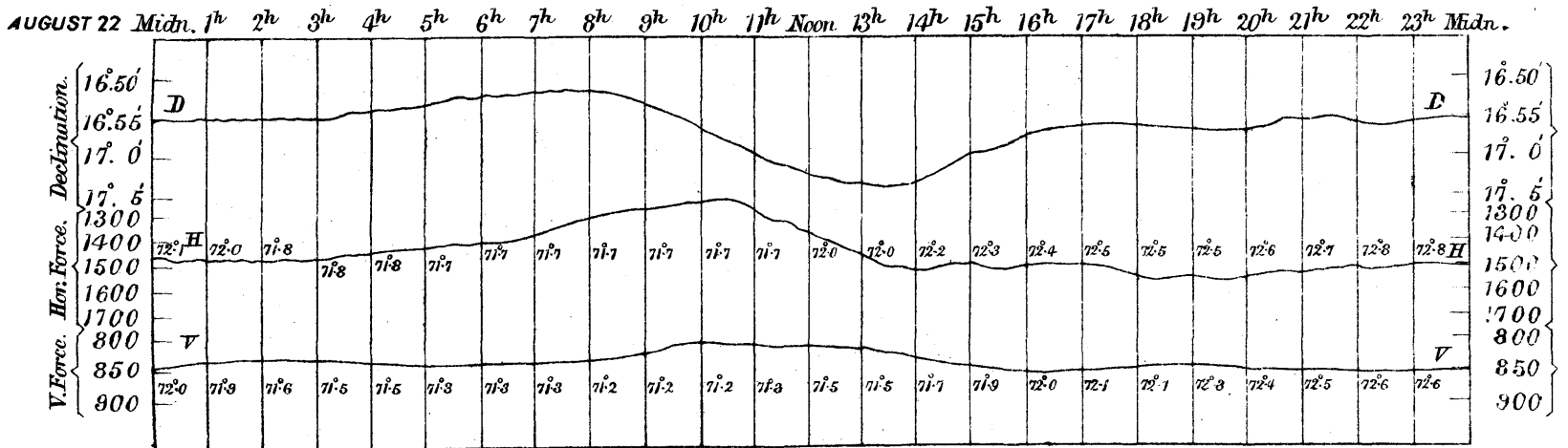
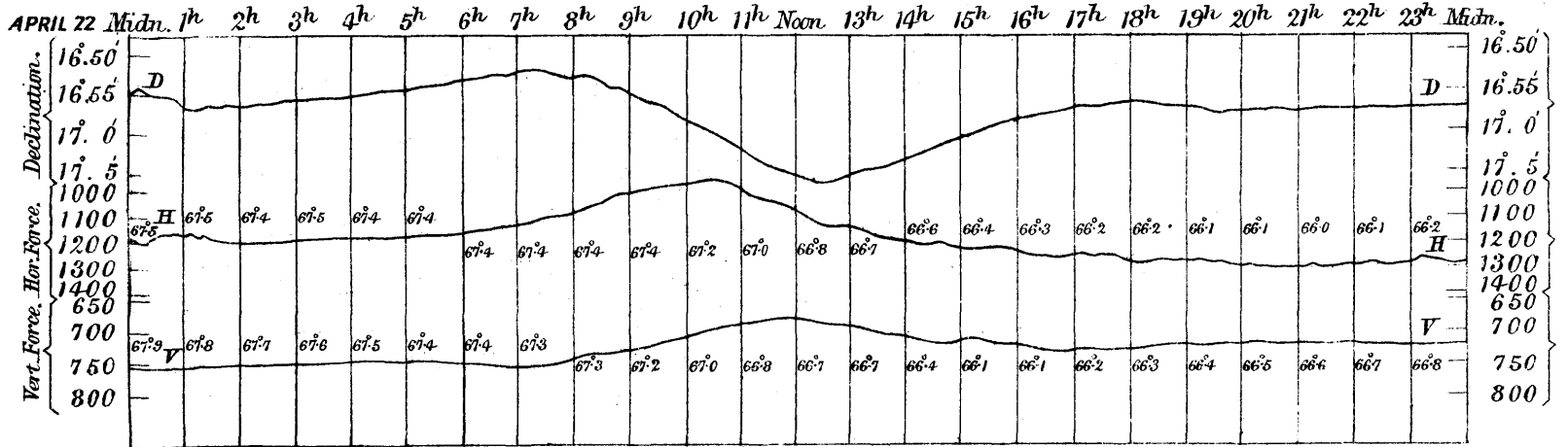
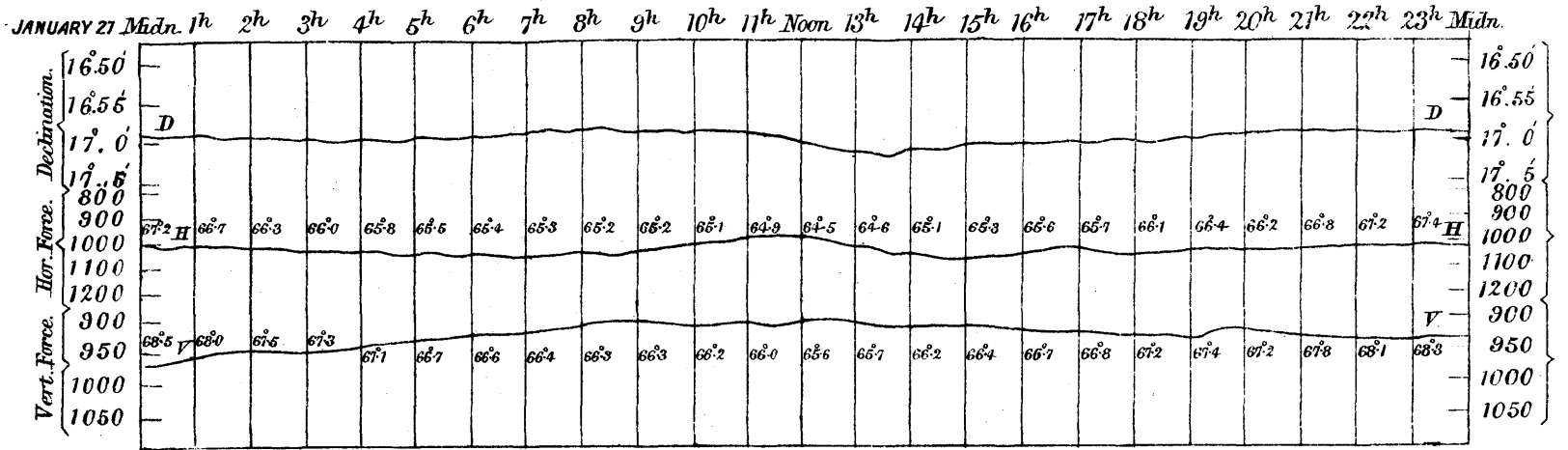
WYMAN AND SONS LTD LITH LONDON 9/28.3.97.

Scales for Magnetic Elements in C.G.S. measure.



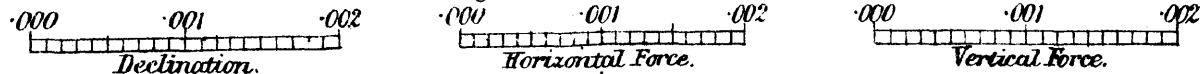


Types of Magnetic Diurnal Variations at four seasons of the year,  
 recorded at the Royal Observatory, Greenwich, 1895.



WYMAN AND SONS LTD LITH LONDON 9128 3.97.

Scales for Magnetic Elements in C.G.S. measure.







ROYAL OBSERVATORY, GREENWICH.

---

RESULTS

OF

METEOROLOGICAL OBSERVATIONS.

---

1895.

DAILY RESULTS OF THE METEOROLOGICAL OBSERVATIONS

Table with columns: MONTH and DAY, 1895; Phases of the Moon; BAROMETER; TEMPERATURE (Of the Air, Of Evaporation, Of the Dew Point, Difference between Air and Dew Point, Of Radiation); Degree of Humidity; Rain collected; Daily Amount of Ozone; Electricity.

The results apply to the civil day.

The mean reading of the Barometer (Column 2) and the mean temperatures of the Air and Evaporation (Columns 6 and 8) are deduced from the photographic records. The average temperature (Column 7) is deduced from the 50 years' observations, 1841-1890. The temperature of the Dew Point (Column 9) and the Degree of Humidity (Column 13) are deduced from the corresponding temperatures of the Air and Evaporation by means of Glaisher's Hygrometrical Tables. The mean difference between the Air and Dew Point Temperatures (Column 10) is the difference between the numbers in Columns 6 and 9, and the Greatest and Least Differences (Columns 11 and 12) are deduced from the 24 hourly photographic measures of the Dry-bulb and Wet-bulb Thermometers.

The values given in Columns 3, 4, 5, 14, and 15 are derived from eye-readings of self-registering thermometers.

The mean reading of the Barometer for the month was 29.521, being 0.257 lower than the average for the 50 years, 1841-1890.

TEMPERATURE OF THE AIR.

The highest in the month was 53.8 on January 20; the lowest in the month was 20.3 on January 29; and the range was 33.5. The mean of all the highest daily readings in the month was 37.7, being 5.4 lower than the average for the 50 years, 1841-1890. The mean of all the lowest daily readings in the month was 29.5, being 4.1 lower than the average for the 50 years, 1841-1890. The mean of the daily ranges was 8.2, being 1.3 less than the average for the 50 years, 1841-1890. The mean for the month was 33.7, being 4.8 lower than the average for the 50 years, 1841-1890.

| MONTH<br>and<br>DAY,<br>1895.   | Daily Duration of Sunshine. |                    | WIND AS DEDUCED FROM SELF-REGISTERING ANEMOMETERS. |                 |                              |        |                                 |        | CLOUDS AND WEATHER. |                 |                                       |                     |                             |                      |
|---------------------------------|-----------------------------|--------------------|--|-----------------|------------------------------|--------|---------------------------------|--------|---------------------|-----------------|---------------------------------------|---------------------|-----------------------------|----------------------|
|                                 | hours.                      | Sun above Horizon. | OSLER'S.   |                 |                              |        | ROBINSON'S.                     |        | CLOUDS AND WEATHER. |                 |                                       |                     |                             |                      |
|                                 |                             |                    | General Direction.                                 |                 | Pressure on the Square Foot. |        | Horizontal Movement of the Air. |        |                     |                 |                                       |                     |                             |                      |
|                                 |                             |                    | A.M.   | P.M.            | Greatest.                    | Least. | Mean of 24 Hourly Measures.     | miles. |                     |                 |                                       |                     |                             |                      |
| Jan. 1                          | 0.2                         | 7.9                | NNW : N  | N : NNW         | 4.9                          | 0.0    | 0.54                            | 354    | 10, slt.-sn         | : 3, li.-cl     | 4, li.-cl                             | : 2, li.-cl         | : 10                        |                      |
| 2                               | 0.0                         | 7.9                | W : WSW  | WNW : WSW       | 2.8                          | 0.0    | 0.25                            | 339    | 10                  | : 10, sn        | : 6, cu.-s, li.-cl                    | 1, th.-cl           | : 1, th.-cl                 | : 0                  |
| 3                               | 0.0                         | 7.9                | W : NW : N   | N               | 5.3                          | 0.0    | 0.30                            | 321    | 10, sl, sn, r       | : 10            | : p.-cl                               | v, th.-cl           | : 10, slt.-sn               |                      |
| 4                               | 0.0                         | 7.9                | NNE : N  | N               | 5.1                          | 0.0    | 0.59                            | 425    | 10, slt.-sn         | : 10, slt.-sn   | : 10                                  | : 10                |                             |                      |
| 5                               | 0.0                         | 7.9                | N  | N               | 7.0                          | 0.0    | 0.63                            | 375    | 10                  | : 10            | : 10, oc.-slt.-r, slt.-sn             | 10, oc.-sn          | : 10                        |                      |
| 6                               | 0.0                         | 8.0                | NNE : Calm   | SW : Calm       | 0.0                          | 0.0    | 0.00                            | 72     | 10                  | : 10, f, glm    |                                       | 10, tk.-f           | : 10, tk.-f                 | : 10, f              |
| 7                               | 0.0                         | 8.0                | NE : NNE   | N               | 1.6                          | 0.0    | 0.07                            | 197    | 10, f               | : 10, slt.-sn   |                                       | p.-cl               | : 8, th.-cl, li.-sc, lu.-ha |                      |
| 8                               | 0.5                         | 8.0                | N  | N               | 2.0                          | 0.0    | 0.10                            | 261    | v                   | : 10, sn        | : 10                                  | v, li.-cl           | : v, th.-cl                 | : 10, li.-cl, lu.-co |
| 9                               | 0.0                         | 8.1                | N : NNE : NE                                       | NNE : N : NNW   | 0.5                          | 0.0    | 0.00                            | 126    | 10, oc.-sn          | : 10, oc.-sn    | : 10, glm                             | 10, glm             | : 10, glm, slt.-sn          | : 8, th.-cl, lu.-ha  |
| 10                              | 1.1                         | 8.1                | N : NNW  | N : NNE         | 0.0                          | 0.0    | 0.00                            | 99     | p.-cl, ho.-fr       | : 0, m          | : 0, h                                | 3, li.-cl, slt.-h   | : 10                        |                      |
| 11                              | 0.0                         | 8.1                | N : NNW  | Variable : Calm | 0.0                          | 0.0    | 0.00                            | 104    | 10, f               | : 10            |                                       | 10                  | : 10                        |                      |
| 12                              | 0.0                         | 8.2                | E : ESE : SE                                       | E : ESE         | 5.5                          | 0.0    | 0.41                            | 280    | 10                  | : 10            | : v, cu.-s, th.-cl                    | p.-cl               | : 10                        | : 10, sn             |
| 13                              | 0.6                         | 8.2                | E : ESE : SSE                                      | S : SSE : SE    | 13.0                         | 0.0    | ...                             | 378    | 10, sn, w           | : 10            |                                       | v, li.-sh           | : 10, oc.-r                 |                      |
| 14                              | 0.1                         | 8.2                | SE   | S : SSE : SE    | 4.7                          | 0.0    | ...                             | 279    | v                   | : 10, fq.-th.-r |                                       | v, oc.-slt.-r       | : 10                        | : 10, r              |
| 15                              | 0.0                         | 8.3                | SE   | SSE : SE        | 1.7                          | 0.0    | ...                             | 199    | v                   | : 10            |                                       | p.-cl, oc.-slt.-r   | : 10, oc.-slt.-r            | : v, li.-cl          |
| 16                              | 0.0                         | 8.3                | SSE : S  | S               | 2.8                          | 0.0    | ...                             | 223    | v, lu.-ha           | : p.-cl         | : v, oc.-shs                          | p.-cl, fq.-th.-r    | : 10, oc.-slt.-r            |                      |
| 17                              | 0.8                         | 8.3                | S : SSW : SW                                       | SW              | 6.0                          | 0.0    | ...                             | 451    | v, slt.-r           | : p.-cl         | : 10                                  | v, oc.-r            | : 3, li.-cl                 | : v, shs.-r          |
| 18                              | 3.2                         | 8.4                | SW : SSW   | SW : SSW : S    | 2.9                          | 0.0    | ...                             | 308    | 3, li.-cl, ho.-fr   | : 2, th.-cl     | : v, li.-cl                           | v, li.-cl           | : 0, d                      |                      |
| 19                              | 0.0                         | 8.4                | S : SSE  | SSE : SE : ESE  | 2.0                          | 0.0    | 0.07                            | 238    | 10                  | : 10            |                                       | 10, slt.-r          | : 10, c.-r                  |                      |
| 20                              | 1.6                         | 8.5                | S : SSW  | SSW : SSE       | 3.1                          | 0.0    | 0.11                            | 278    | 10                  | : 10, r         | : v, ci.-cu, li.-cl                   | v, oc.-slt.-r       | : 0                         | : v, li.-cl          |
| 21                              | 0.0                         | 8.5                | N : NNE  | N : NNW : NW    | 7.1                          | 0.0    | 0.66                            | 445    | 10, w               | : 10, w         |                                       | 10, sc              | : v, li.-cl                 | : 0                  |
| 22                              | 0.0                         | 8.6                | WNW : WSW : SSW                                    | SW : NW         | 2.0                          | 0.0    | 0.09                            | 270    | 0, ho.-fr           | : 10, sn        |                                       | 10                  | : v, th.-cl                 | : 0, slt.-h          |
| 23                              | 2.7                         | 8.6                | SSW : WSW : NW                                     | NW : NNW        | 15.5                         | 0.0    | 1.25                            | 559    | v, fr               | : 10, shs.-r    | : v, sh.-r, sq, sl, sn, l, t, gt.-glm | 0, st.-w            | : 0                         |                      |
| 24                              | 1.7                         | 8.7                | SW   | WSW : WNW       | 9.0                          | 0.0    | 0.77                            | 542    | 0                   | : 10            | : 10, oc.-r, hy.-sh                   | v, oc.-r, w         | : 10, oc.-slt.-r            | : 10, w              |
| 25                              | 0.0                         | 8.7                | NNW : NW   | NW : WNW        | 7.0                          | 0.0    | 0.53                            | 468    | 10, r               | : 10            |                                       | 10, oc.-sn, sq, glm | : 0, f                      |                      |
| 26                              | 0.4                         | 8.8                | WNW : NW : N                                       | N : Calm        | 1.7                          | 0.0    | 0.09                            | 201    | 0, ho.-fr           | : 4, li.-cl     |                                       | v, li.-cl           | : 0, f, fr                  |                      |
| 27                              | 3.9                         | 8.8                | Variable : Calm                                    | S : SSW : SW    | 0.7                          | 0.0    | 0.02                            | 131    | 0, ho.-fr           | : 0, f          |                                       | 0                   | : v                         |                      |
| 28                              | 0.0                         | 8.9                | SW : WNW : NNW                                     | NNW : NW        | 5.2                          | 0.0    | 0.26                            | 318    | 10, oc.-sn          | : 10, oc.-sn    |                                       | 3, li.-cl           | : 0                         | : 0, fr              |
| 29                              | 0.0                         | 8.9                | SW : SSW   | SSW : NE        | 1.1                          | 0.0    | 0.01                            | 190    | 0, fr               | : 10, slt.-f    | : 10                                  | 10, slt.-f          | : 4, li.-cl                 | : 0, fr              |
| 30                              | 0.8                         | 9.0                | NE : NNE   | NNE             | 5.5                          | 0.0    | 0.55                            | 435    | v                   | : v, oc.-sn     |                                       | 8, li.-cl, slt.-sn  | : 0                         |                      |
| 31                              | 0.1                         | 9.0                | N  | N : NNE         | 11.5                         | 0.0    | 1.03                            | 516    | 0                   | : 0             | : v, oc.-sn, so.-ha, prh              | v, oc.-sn, w        | : 10, sn                    |                      |
| Means                           | 0.6                         | 8.4                | ...  | ...             | ...                          | ...    | (25 days)<br>0.36               | 303    |                     |                 |                                       |                     |                             |                      |
| Number of Column for Reference. | 19                          | 20                 | 21   | 22              | 23                           | 24     | 25                              | 26     |                     | 27              |                                       |                     | 28                          |                      |

The mean *Temperature of Evaporation* for the month was 32°4, being 4°8 lower than  
 The mean *Temperature of the Dew Point* for the month was 29°3, being 6°1 lower than  
 The mean *Degree of Humidity* for the month was 83.7, being 5.1 less than  
 The mean *Elastic Force of Vapour* for the month was 0.162, being 0.045 less than  
 The mean *Weight of Vapour in a Cubic Foot of Air* for the month was 2878.0, being 0.4 less than  
 The mean *Weight of a Cubic Foot of Air* for the month was 555 grains, being 1 grain greater than  
 The mean amount of *Cloud* for the month (a clear sky being represented by 0 and an overcast sky by 10) was 6.9.  
 The mean proportion of *Sunshine* for the month (constant sunshine being represented by 1) was 0.068. The maximum daily amount of *Sunshine* was 3.9 hours on January 27.  
 The highest reading of the *Solar Radiation Thermometer* was 81°5 on January 18; and the lowest reading of the *Terrestrial Radiation Thermometer* was 20°3 on January 29.  
 The mean daily distribution of *Ozone* for the 12 hours ending 9<sup>h</sup> was 1.1; for the 6 hours ending 15<sup>h</sup> was 0.0; and for the 6 hours ending 21<sup>h</sup> was 0.1.  
 The *Proportions of Wind* referred to the cardinal points were N. 13, E. 4, S. 8, and W. 5. One day was calm.  
 The *Greatest Pressure of the Wind* in the month was 15.5 lbs. on the square foot on January 23. The mean daily *Horizontal Movement of the Air* for the month was 303 miles; the greatest daily value was 559 miles on January 23; and the least daily value was 72 miles on January 6.  
 Rain fell on 19 days in the month, amounting to 1.617, as measured by gauge No. 6 partly sunk below the ground; being 0.372 less than the average fall for the 50 years, 1841-1890.

DAILY RESULTS OF THE METEOROLOGICAL OBSERVATIONS

| MONTH and DAY, 1895.            | Phases of the Moon.     | BARO-METER.<br>Mean of 24 Hourly Values (corrected and reduced to 32° Fahrenheit). | TEMPERATURE. |         |              |                           |  |   |                                   | Difference between the Air Temperature and Dew Point Temperature. |           |        | Degree of Humidity (Saturation = 100). | TEMPERATURE.           |                      | Rain collected in Gauge No. 6, whose receiving surface is 5 inches above the Ground. | Daily Amount of Ozone. | Electricity.   |
|---------------------------------|-------------------------|--|--------------|---------|--------------|---------------------------|--|---|-----------------------------------|---|-----------|--------|--|------------------------|----------------------|--|------------------------|----------------|
|                                 |                         |  | Of the Air.  |         |              |                           | Of Evaporation.<br>Mean of 24 Hourly Values. | Of the Dew Point.<br>Deducted Mean Daily Value. | Of Radiation.                     |   |           |        |  |                        |                      |  |                        |                |
|                                 |                         |  | Highest.     | Lowest. | Daily Range. | Mean of 24 Hourly Values. |  |   | Excess above Average of 50 Years. | Mean.   | Greatest. | Least. |  | Highest in Sun's Rays. | Lowest on the Grass. |  |                        |                |
| Feb. 1                          | ...                     | 29.857   | 30.7         | 22.9    | 7.8          | 26.8                      | -12.9  | 26.1  | 22.9                              | 3.9   | 8.0       | 1.4    | 86                                     | 42.7                   | 22.9                 | 0.084  | 2.0                    | sP             |
| 2                               | ...                     | 29.788   | 34.2         | 19.2    | 15.0         | 30.5                      | -9.2   | 29.6  | 27.0                              | 3.5   | 9.0       | 1.0    | 86                                     | 37.8                   | 19.2                 | 0.050  | 0.0                    | sP : vP : ssP  |
| 3                               | First Quarter           | 29.865   | 31.7         | 17.7    | 14.0         | 28.1                      | -11.6  | 26.7  | 21.0                              | 7.1   | 9.0       | 1.4    | 73                                     | 39.0                   | 17.6                 | 0.000  | 0.5                    | vP : ... : ... |
| 4                               | ...                     | 29.996   | 34.1         | 26.5    | 7.6          | 31.0                      | -8.8   | 28.7  | 22.5                              | 8.5   | 12.9      | 4.2    | 69                                     | 53.0                   | 26.0                 | 0.000  | 1.5                    | ... : sP       |
| 5                               | ...                     | 29.877   | 30.9         | 18.1    | 12.8         | 24.7                      | -15.1  | 23.2  | 14.9                              | 9.8   | 17.5      | 3.1    | 64                                     | 76.0                   | 18.1                 | 0.000  | 0.5                    | sP : sP : ssP  |
| 6                               | Greatest Declination N. | 29.636   | 27.0         | 15.1    | 11.9         | 19.3                      | -20.4  | 18.0  | 8.6                               | 10.7  | 15.4      | 3.5    | 62                                     | 58.1                   | 15.1                 | 0.020  | 1.5                    | ...            |
| 7                               | ...                     | 29.722   | 27.0         | 9.6     | 17.4         | 17.5                      | -21.9  | 15.8  | 3.1                               | 14.4  | 23.1      | 6.2    | 53                                     | 72.0                   | 9.6                  | 0.000  | 0.0                    | ...            |
| 8                               | ...                     | 29.789   | 29.0         | 6.9     | 22.1         | 18.7                      | -20.4  | 17.0  | 4.5                               | 14.2  | 20.0      | 3.9    | 53                                     | 76.0                   | 6.9                  | 0.000  | 0.0                    | ...            |
| 9                               | Perigee: Full           | 29.929   | 27.0         | 10.2    | 16.8         | 18.4                      | -20.3  | 17.8  | 13.4                              | 5.0   | 11.6      | 0.0    | 81                                     | 41.0                   | 8.0                  | 0.000  | 0.0                    | ...            |
| 10                              | ...                     | 29.680   | 29.7         | 14.4    | 15.3         | 23.6                      | -14.8  | 21.7  | 10.3                              | 13.3  | 22.6      | 0.9    | 55                                     | 63.0                   | 11.7                 | 0.000  | 1.5                    | ...            |
| 11                              | ...                     | 29.492   | 32.0         | 21.7    | 10.3         | 27.0                      | -11.3  | 25.2  | 16.9                              | 10.1  | 16.0      | 5.2    | 64                                     | 78.9                   | 15.5                 | 0.000  | 4.5                    | ... : sP : ... |
| 12                              | In Equator              | 29.764   | 35.1         | 17.4    | 17.7         | 26.3                      | -12.2  | 24.5  | 15.7                              | 10.6  | 11.1      | 3.1    | 62                                     | 67.0                   | 13.0                 | 0.000  | 0.0                    | ...            |
| 13                              | ...                     | 30.021   | 36.2         | 16.2    | 20.0         | 24.9                      | -13.9  | 23.9  | 18.4                              | 6.5   | 8.1       | 2.5    | 75                                     | 72.9                   | 10.9                 | 0.000  | 1.0                    | ...            |
| 14                              | ...                     | 30.128   | 28.4         | 20.2    | 8.2          | 23.9                      | -15.3  | 22.6  | 14.9                              | 9.0   | 16.2      | 1.6    | 67                                     | 85.0                   | 14.0                 | 0.000  | 3.0                    | ...            |
| 15                              | ...                     | 30.098   | 31.1         | 24.0    | 7.1          | 27.8                      | -11.8  | 26.3  | 20.1                              | 7.7   | 13.2      | 4.1    | 72                                     | 37.8                   | 22.0                 | 0.003  | 0.0                    | ... : sP       |
| 16                              | Last Quarter            | 30.235   | 34.1         | 24.5    | 9.6          | 29.2                      | -10.6  | 27.1  | 19.8                              | 9.4   | 10.4      | 4.4    | 67                                     | 83.5                   | 19.0                 | 0.000  | 0.0                    | ... : ssP      |
| 17                              | ...                     | 30.303   | 36.8         | 18.2    | 18.6         | 27.3                      | -12.5  | 25.7  | 18.7                              | 8.6   | 10.0      | 4.1    | 69                                     | 75.0                   | 11.4                 | 0.000  | 0.0                    | ...            |
| 18                              | ...                     | 30.156   | 36.9         | 22.4    | 14.5         | 31.0                      | -8.7   | 29.9  | 26.9                              | 4.1   | 7.0       | 1.6    | 83                                     | 48.6                   | 17.0                 | 0.000  | 1.5                    | ...            |
| 19                              | Greatest Declination s. | 30.107   | 40.7         | 29.2    | 11.5         | 34.4                      | -5.2   | 32.8  | 30.1                              | 4.3   | 8.7       | 1.3    | 84                                     | 76.7                   | 22.0                 | 0.000  | 4.5                    | ...            |
| 20                              | ...                     | 30.157   | 40.0         | 27.0    | 13.0         | 34.5                      | -5.0   | 32.6  | 29.4                              | 5.1   | 8.3       | 1.6    | 81                                     | 64.2                   | 19.7                 | 0.000  | 0.3                    | ...            |
| 21                              | ...                     | 30.150   | 42.9         | 33.9    | 9.0          | 37.1                      | -2.4   | 34.9  | 31.8                              | 5.3   | 8.4       | 3.0    | 82                                     | 53.9                   | 32.1                 | 0.000  | 0.7                    | ...            |
| 22                              | Apogee                  | 30.145   | 40.1         | 35.1    | 5.0          | 37.4                      | -2.2   | 35.0  | 31.7                              | 5.7   | 7.2       | 3.1    | 80                                     | 59.8                   | 32.2                 | 0.000  | 0.0                    | ...            |
| 23                              | ...                     | 30.099   | 43.1         | 34.0    | 9.1          | 37.2                      | -2.6   | 35.7  | 33.6                              | 3.6   | 8.6       | 1.6    | 87                                     | 52.0                   | 30.6                 | 0.000  | 0.5                    | ...            |
| 24                              | New                     | 29.703   | 45.0         | 33.9    | 11.1         | 37.8                      | -2.1   | 36.3  | 34.3                              | 3.5   | 9.9       | 1.1    | 87                                     | 68.4                   | 30.5                 | 0.065  | 2.7                    | ...            |
| 25                              | ...                     | 29.693   | 35.9         | 29.8    | 6.1          | 33.7                      | -6.3   | 32.1  | 29.2                              | 4.5   | 8.1       | 0.5    | 84                                     | 54.9                   | 24.5                 | 0.000  | 3.8                    | ...            |
| 26                              | In Equator              | 29.673   | 40.6         | 27.4    | 13.2         | 34.2                      | -5.9   | 32.5  | 29.6                              | 4.6   | 9.4       | 0.0    | 82                                     | 62.4                   | 22.1                 | 0.000  | 0.0                    | ...            |
| 27                              | ...                     | 29.616   | 41.2         | 31.4    | 9.8          | 35.9                      | -4.2   | 32.4  | 27.1                              | 8.8   | 11.3      | 6.2    | 70                                     | 75.5                   | 26.4                 | 0.000  | 0.0                    | ...            |
| 28                              | ...                     | 29.830   | 45.0         | 32.1    | 12.9         | 37.8                      | -2.4   | 34.0  | 28.7                              | 9.1   | 14.1      | 5.5    | 70                                     | 77.9                   | 29.8                 | 0.000  | 1.5                    | ...            |
| Means                           | ...                     | 29.911   | 35.2         | 22.8    | 12.4         | 29.1                      | -10.4  | 27.4  | 21.6                              | 7.5   | 12.0      | 2.7    | 73.1                                   | 62.6                   | 19.6                 | Sum 0.222  | 1.1                    | ...            |
| Number of Column for Reference. | 1                       | 2  | 3            | 4       | 5            | 6                         | 7  | 8   | 9                                 | 10  | 11        | 12     | 13                                     | 14                     | 15                   | 16   | 17                     | 18             |

The results apply to the civil day.

The mean reading of the Barometer (Column 2) and the mean temperatures of the Air and Evaporation (Columns 6 and 8) are deduced from the photographic records. The average temperature (Column 7) is deduced from the 50 years' observations, 1841-1890. The temperature of the Dew Point (Column 9) and the Degree of Humidity (Column 13) are deduced from the corresponding temperatures of the Air and Evaporation by means of Glaisher's Hygrometrical Tables. The mean difference between the Air and Dew Point Temperatures (Column 10) is the difference between the numbers in Columns 6 and 9, and the Greatest and Least Differences (Columns 11 and 12) are deduced from the 24 hourly photographic measures of the Dry-bulb and Wet-bulb Thermometers.

The values given in Columns 3, 4, 5, 14, and 15 are derived from eye-readings of self-registering thermometers.

The mean reading of the Barometer for the month was 29.911, being 0.112 higher than the average for the 50 years, 1841-1890.

TEMPERATURE OF THE AIR.

The highest in the month was 45.0 on February 24 and 28; the lowest in the month was 6.9 on February 8; and the range was 38.1. The mean of all the highest daily readings in the month was 35.2, being 10.1 lower than the average for the 50 years, 1841-1890. The mean of all the lowest daily readings in the month was 22.8, being 11.5 lower than the average for the 50 years, 1841-1890. The mean of the daily ranges was 12.4, being 1.4 greater than the average for the 50 years, 1841-1890. The mean for the month was 29.1, being 10.4 lower than the average for the 50 years, 1841-1890.

| MONTH<br>and<br>DAY,<br>1895.   | Daily Duration of Sunshine. |                    | WIND AS DEDUCED FROM SELF-REGISTERING ANEMOMETERS. |              |                              |        |                                 |                             | CLOUDS AND WEATHER. |                            |                        |                          |                             |              |
|---------------------------------|-----------------------------|--------------------|--|--------------|------------------------------|--------|---------------------------------|-----------------------------|---------------------|----------------------------|------------------------|--------------------------|-----------------------------|--------------|
|                                 | hours.                      | Sun above Horizon. | OSLER'S.   |              |                              |        | ROBIN-SON'S.                    |                             | A.M.                | P.M.                       |                        |                          |                             |              |
|                                 |                             |                    | General Direction.                                 |              | Pressure on the Square Foot. |        | Horizontal Movement of the Air. |                             |                     |                            |                        |                          |                             |              |
|                                 |                             |                    | A.M.   | P.M.         | Greatest.                    | Least. |                                 | Mean of 24 Hourly Measures. |                     |                            |                        |                          |                             |              |
| Feb. 1                          | 0.0                         | 9.1                | NNE: ENE   | NE: NNE: N   | 0.7                          | 0.0    | 0.01                            | 137                         | 10, sn              | : 10                       | : 10, slt.-sn          | 10, oc.-sn               | : 10, oc.-sn                |              |
| 2                               | 0.0                         | 9.2                | NNW: N: NNE  | NE: E: SE    | 1.1                          | 0.0    | 0.02                            | 167                         | 10, oc.-sn          | : 10, oc.-sn               |                        | 10, oc.-sn               | : 0                         |              |
| 3                               | 0.0                         | 9.2                | E: NE  | ENE: NE      | 6.5                          | 0.0    | 0.32                            | 345                         | 0                   | : 10                       | : 10, slt.-sn, w       | p.-cl, sc                | : 10                        |              |
| 4                               | 0.1                         | 9.3                | NE: NNE  | NE           | 5.1                          | 0.0    | 0.38                            | 404                         | 10                  | : 10                       | : 10, oc.-sn           | v, oc.-sn                | : p.-cl, w                  |              |
| 5                               | 3.6                         | 9.3                | NE   | NE: NNE      | 2.3                          | 0.0    | 0.16                            | 310                         | 10                  | : 10, oc.-sn:              | 2, li.-cl              | 4, li.-cl                | : v, li.-cl                 | : 0          |
| 6                               | 3.3                         | 9.4                | NE: NNE: N   | ENE: NE      | 0.8                          | 0.0    | 0.02                            | 178                         | 0                   | : 10, sn                   | : v, oc.-sn            | v, cu.-s, li.-cl, oc.-sn | : v                         |              |
| 7                               | 4.3                         | 9.4                | E: NE  | E            | 1.7                          | 0.0    | 0.01                            | 150                         | 0                   | : p.-cl, slt.-sn           | : 0                    | 0                        | : 0                         |              |
| 8                               | 5.1                         | 9.5                | NE: ENE  | N: NNW       | 3.4                          | 0.0    | 0.04                            | 163                         | 0                   | : 0, slt.-f                | : 0                    | 1, li.-cl                | : a, th.-cl, slt.-h, lu.-ha | : 0          |
| 9                               | 0.0                         | 9.6                | NNW: S   | ESE: E       | 0.1                          | 0.0    | 0.00                            | 123                         | 0                   | : 0, f, ho.-fr:            | 0, f                   | 0                        | : 0                         |              |
| 10                              | 0.9                         | 9.6                | ENE: E   | E: ENE       | 6.6                          | 0.0    | 0.35                            | 316                         | 0                   | : 0                        | : 0, so.-ha            | 0                        | : 10                        | : 10, w      |
| 11                              | 1.8                         | 9.7                | ENE: NE  | NE: NNE: N   | 8.0                          | 0.0    | 0.81                            | 469                         | 10, w               | : 5, ci.-cu, li.-cl, st.-w |                        | 3, li.-cl, w, so.-ha     | : 0, slt.-h                 |              |
| 12                              | 0.5                         | 9.8                | NW: Calm   | NNW: NW: WSW | 1.1                          | 0.0    | 0.03                            | 181                         | 0, ho.-fr           | : 0, f                     |                        | 3, li.-cl                | : 0, slt.-f                 |              |
| 13                              | 1.8                         | 9.8                | WSW: SW  | E: SE        | 0.6                          | 0.0    | 0.01                            | 138                         | 0, ho.-fr           | : 0, f                     |                        | 0                        | : 0                         |              |
| 14                              | 2.3                         | 9.9                | E  | E            | 3.9                          | 0.0    | 0.20                            | 232                         | 0                   | : 10, slt.-sn:             | v, oc.-sn              | v, slt.-sn               | : v, slt.-sn                |              |
| 15                              | 0.0                         | 9.9                | E: ENE: NE   | NE           | 8.5                          | 0.0    | 0.78                            | 471                         | 10, w               | : 10, w                    | : 10, w, slt.-sn       | 10, oc.-sn               | : 10, w                     |              |
| 16                              | 7.2                         | 10.0               | NE: ENE  | NE           | 17.2                         | 0.0    | 0.98                            | 522                         | 0                   | : 1, li.-cl, w             |                        | 0                        | : 0                         |              |
| 17                              | 3.1                         | 10.1               | NNE: Calm  | ENE: NE      | 0.5                          | 0.0    | 0.00                            | 132                         | 0, ho.-fr           | : 0                        | : 10, slt.-f, glm      | 0                        | : 0                         |              |
| 18                              | 0.0                         | 10.1               | NNW: Calm  | N            | 1.2                          | 0.0    | 0.05                            | 174                         | 10                  | : 10, f, glm               |                        | 10                       | : 10, slt.-r                | : 10         |
| 19                              | 5.1                         | 10.2               | N: NE  | ENE: NE      | 0.3                          | 0.0    | 0.00                            | 154                         | 10                  | : 10                       | : p.-cl                | 0, slt.-h                | : 0                         |              |
| 20                              | 0.0                         | 10.3               | NE: NNE  | NNE          | 1.6                          | 0.0    | 0.05                            | 196                         | p.-cl               | : 10                       | : 10                   | 10                       | : 10                        |              |
| 21                              | 0.0                         | 10.3               | NNW: N: NNE  | NNE: N       | 2.9                          | 0.0    | 0.07                            | 224                         | 10                  | : 10, m, slt.-f            |                        | 10                       | : 10                        |              |
| 22                              | 0.1                         | 10.4               | N  | N            | 1.3                          | 0.0    | 0.06                            | 227                         | 10                  | : 10, slt.-r               |                        | 10, glm                  | : 10                        |              |
| 23                              | 0.0                         | 10.5               | N: SW  | NW: WSW      | 0.3                          | 0.0    | 0.00                            | 137                         | 10                  | : 10, f, glm               |                        | 7, cu.-s, li.-cl         | : v, slt.-f                 |              |
| 24                              | 0.3                         | 10.5               | WSW: SW  | WSW: NNW     | 2.2                          | 0.0    | 0.08                            | 255                         | 10                  | : 10                       |                        | 10                       | : 10, th.-r                 |              |
| 25                              | 0.2                         | 10.6               | NNE: NE  | NE: NNE      | 5.0                          | 0.0    | 0.40                            | 447                         | 10, sl              | : 10, w                    |                        | 10                       | : 0                         |              |
| 26                              | 0.0                         | 10.7               | NE: N  | WSW: N       | 3.0                          | 0.0    | 0.10                            | 250                         | 0, ho.-fr:          | 10, f, glm:                | 10, glm                | 3, li.-cl, h             | : 10                        | : 10, slt.-r |
| 27                              | 2.8                         | 10.7               | NNW  | NNW          | 3.6                          | 0.0    | 0.35                            | 343                         | p.-cl, slt.-sn      | : v, ci.-s, li.-cl         |                        | p.-cl                    | : 10, oc.-sn                | : 10         |
| 28                              | 0.2                         | 10.8               | NNW: WSW   | WSW: SW      | 2.4                          | 0.0    | 0.13                            | 294                         | 10                  | : 10, f                    | : 5, th.-cl, h, slt.-f | 6, li.-cl                | : 10                        | : 10         |
| Means                           | 1.5                         | 9.9                | ...  | ...          | ...                          | ...    | 0.19                            | 255                         |                     |                            |                        |                          |                             |              |
| Number of Column for Reference. | 19                          | 20                 | 21   | 22           | 23                           | 24     | 25                              | 26                          | 27                  |                            |                        | 28                       |                             |              |

The mean *Temperature of Evaporation* for the month was 27°·4, being 10°·4 lower than  
 The mean *Temperature of the Dew Point* for the month was 21°·6, being 14°·0 lower than  
 The mean *Degree of Humidity* for the month was 73·1, being 12·9 less than  
 The mean *Elastic Force of Vapour* for the month was 0<sup>in</sup>·116, being 0<sup>in</sup>·092 less than  
 The mean *Weight of Vapour in a Cubic Foot of Air* for the month was 18<sup>r</sup>·4, being 18<sup>r</sup>·0 less than  
 The mean *Weight of a Cubic Foot of Air* for the month was 568 grains, being 15 grains greater than  
 The mean amount of *Cloud* for the month (a clear sky being represented by 0 and an overcast sky by 10) was 5·8.  
 The mean proportion of *Sunshine* for the month (constant sunshine being represented by 1) was 0·154. The maximum daily amount of *Sunshine* was 7·2 hours on February 16.  
 The highest reading of the *Solar Radiation Thermometer* was 85°·0 on February 14; and the lowest reading of the *Terrestrial Radiation Thermometer* was 6°·9 on February 8.  
 The mean daily distribution of *Ozone* for the 12 hours ending 9<sup>h</sup> was 1·0; for the 6 hours ending 15<sup>h</sup> was 0·1; and for the 6 hours ending 21<sup>h</sup> was 0·0.  
 The *Proportions of Wind* referred to the cardinal points were N. 13, E. 9, S. 2, and W. 4.  
 The *Greatest Pressure of the Wind* in the month was 17·2 lbs. on the square foot on February 16. The mean daily *Horizontal Movement of the Air* for the month was 255 miles; the greatest daily value was 522 miles on February 16; and the least daily value was 123 miles on February 9.  
*Rain* fell on 4 days in the month, amounting to 0<sup>in</sup>·222, as measured by gauge No. 6 partly sunk below the ground; being 1<sup>in</sup>·262 less than the average fall for the 50 years, 1841-1890.

} the average for the 50 years, 1841-1890.

DAILY RESULTS OF THE METEOROLOGICAL OBSERVATIONS

Table with columns: MONTH and DAY, 1895; Phases of the Moon; BAROMETER; TEMPERATURE (Of the Air, Of Evaporation, Of the Dew Point); Difference between the Air Temperature and Dew Point Temperature; TEMPERATURE (Of Radiation); Degree of Humidity; Rain collected in Gauge No. 6; Daily Amount of Ozone; Electricity.

The results apply to the civil day.

The mean reading of the Barometer (Column 2) and the mean temperatures of the Air and Evaporation (Columns 6 and 8) are deduced from the photographic records. The average temperature (Column 7) is deduced from the 50 years' observations, 1841-1890. The temperature of the Dew Point (Column 9) and the Degree of Humidity (Column 13) are deduced from the corresponding temperatures of the Air and Evaporation by means of Glaisher's Hygrometrical Tables. The mean difference between the Air and Dew Point Temperatures (Column 10) is the difference between the numbers in Columns 6 and 9, and the Greatest and Least Differences (Columns 11 and 12) are deduced from the 24 hourly photographic measures of the Dry-bulb and Wet-bulb Thermometers.

The values given in Columns 3, 4, 5, 14, and 15 are derived from eye-readings of self-registering thermometers.

The mean reading of the Barometer for the month was 29.570, being 0.183 lower than the average for the 50 years, 1841-1890.

TEMPERATURE OF THE AIR.

The highest in the month was 63.0 on March 22; the lowest in the month was 25.3 on March 3; and the range was 37.7. The mean of all the highest daily readings in the month was 51.1, being 1.4 higher than the average for the 50 years, 1841-1890. The mean of all the lowest daily readings in the month was 36.4, being 1.4 higher than the average for the 50 years, 1841-1890. The mean of the daily ranges was 14.7, being the same as the average for the 50 years, 1841-1890. The mean for the month was 42.8, being 1.1 higher than the average for the 50 years, 1841-1890.

| MONTH<br>and<br>DAY,<br>1895.   | Daily Duration of Sunshine. |                    | WIND AS DEDUCED FROM SELF-REGISTERING ANEMOMETERS. |                |                              |        |                             | CLOUDS AND WEATHER. |                  |                                  |                   |   |
|---------------------------------|-----------------------------|--------------------|--|----------------|------------------------------|--------|-----------------------------|---------------------|------------------|----------------------------------|-------------------|---|
|                                 | hours.                      | Sun above Horizon. | OSLER'S.   |                | ROBINSON'S.                  |        |                             | A.M.                | P.M.             |                                  |                   |   |
|                                 |                             |                    | General Direction.                                 |                | Pressure on the Square Foot. |        |                             |                     |                  |                                  |                   |   |
|                                 |                             |                    | A.M.   | P.M.           | Greatest.                    | Least. | Mean of 24 Hourly Measures. |                     |                  | Horizontal Movement of the Air.  |                   |   |
| Mar. 1                          | 0.2                         | 10.8               | SW   | WSW : W        | 5.6                          | 0.0    | 0.45                        | 412                 | 10               | : 10, r                          | p.-cl             | : 0                                     |
| 2                               | 1.5                         | 10.9               | NW : NNW   | NNW : NW       | 2.4                          | 0.0    | 0.12                        | 248                 | 10               | : 10 : 10, sn                    | v                 | : 10, sn                                |
| 3                               | 2.2                         | 11.0               | NNW : WSW  | N : NNW        | 2.5                          | 0.0    | 0.11                        | 216                 | v                | : 10 : v, f                      | v                 | : v, slt.-sn : 0                        |
| 4                               | 2.5                         | 11.1               | NW : NNW   | N : NNW        | 6.2                          | 0.0    | 0.25                        | 325                 | 10               | : 10 : 7, cu.-s, li.-cl, slt.-sn | v, cu, li.-cl     | : v, sn : 10                            |
| 5                               | 3.5                         | 11.1               | NNW : N  | N : SW         | 2.6                          | 0.0    | 0.11                        | 233                 | 10               | : p.-cl                          | 7, ci.-cu, li.-cl | : 10, th.-cl : 10                       |
| 6                               | 0.0                         | 11.2               | SSW : S  | SSW : S        | 2.3                          | 0.0    | 0.10                        | 262                 | 10               | : 10                             | 10                | : 10, slt.-r : 10                       |
| 7                               | 2.2                         | 11.2               | S  | SSW : S        | 1.6                          | 0.0    | 0.14                        | 273                 | 10, r            | : 10                             | p.-cl             | : 3, li.-cl : 10                        |
| 8                               | 3.9                         | 11.3               | SSE : SE   | SSE : SE       | 2.3                          | 0.0    | 0.15                        | 274                 | 10               | : 10 : v, li.-cl                 | 4, li.-cl         | : 10, slt.-r : 10, sh.-r                |
| 9                               | 0.0                         | 11.4               | SSE : SE : ESE                                     | ESE : SE : SSE | 1.3                          | 0.0    | 0.03                        | 187                 | 10               | : 10, slt.-r                     | 10, r             | : 10 : v, li.-cl                        |
| 10                              | 7.1                         | 11.4               | S : SSW  | SSW : S        | 4.7                          | 0.0    | 0.53                        | 400                 | v, li.-shs       | : 4, cu, li.-cl                  | 3, li.-cl         | : 3, li.-cl : 0                         |
| 11                              | 6.5                         | 11.5               | S  | SE : ENE       | 0.5                          | 0.0    | 0.00                        | 177                 | 0                | : p.-cl : 3, li.-cl, slt.-h      | 4, cu.-s, li.-cl  | : 7, th.-cl, so.-ha : 8, th.-cl, lu.-ha |
| 12                              | 5.2                         | 11.6               | ENE : NE : NNE                                     | NNE : N        | 1.8                          | 0.0    | 0.18                        | 288                 | 10, f            | : 3, li.-cl                      | 2, li.-cl         | : v, li.-cl : v, li.-cl                 |
| 13                              | 4.7                         | 11.6               | N  | N              | 3.5                          | 0.0    | 0.33                        | 301                 | 10               | : 10 : 2, li.-cl                 | v                 | : 8, th.-cl : 0, h, f                   |
| 14                              | 5.7                         | 11.7               | SW   | WSW : SW       | 1.5                          | 0.0    | 0.02                        | 211                 | 0, ho.-fr        | : 0, f : 3, li.-cl, h            | 3, th.-cl, h      | : 0 : 10                                |
| 15                              | 0.6                         | 11.8               | SW   | WSW            | 1.6                          | 0.0    | 0.05                        | 219                 | v                | : p.-cl                          | 10                | : 10, slt.-f                            |
| 16                              | 0.0                         | 11.8               | SW : E   | NE : SE        | 0.0                          | 0.0    | 0.00                        | 114                 | 10               | : p.-cl, h, slt.-f               | 10, slt.-f        | : 10                                    |
| 17                              | 4.3                         | 11.9               | Calm : SE  | Calm : SW      | 0.0                          | 0.0    | 0.00                        | 80                  | 10               | : 3, li.-cl                      | p.-cl, h, f       | : 0                                     |
| 18                              | 9.2                         | 12.0               | S  | SW             | 0.7                          | 0.0    | 0.02                        | 156                 | 0, ho.-fr        | : 0, ho.-fr : 0, f               | 0                 | : 0                                     |
| 19                              | 0.0                         | 12.0               | SW : WSW   | WSW            | 4.6                          | 0.0    | 0.59                        | 398                 | 0                | : 10 : 10                        | 10                | : 10, fq.-th.-r                         |
| 20                              | 0.2                         | 12.1               | WSW : NW   | NW : NE : E    | 3.3                          | 0.0    | 0.55                        | 338                 | 10, oc.-shs      | : 10, oc.-slt.-r                 | 10                | : 10, r                                 |
| 21                              | 0.6                         | 12.2               | SE : SW  | WSW : WNW      | 1.8                          | 0.0    | 0.07                        | 219                 | 10, r            | : 10, oc.-r                      | 10                | : p.-cl : 0, h                          |
| 22                              | 4.4                         | 12.2               | SW : W : NW  | NW : NE : Calm | 0.9                          | 0.0    | 0.01                        | 187                 | 0, d             | : 2, li.-cl : 0, h, f            | 2, li.-cl, h      | : 0, l                                  |
| 23                              | 2.7                         | 12.3               | Calm : SSW   | SSW            | 7.3                          | 0.0    | 0.51                        | 351                 | 0, hy.-d         | : 0 : v, li.-cl                  | 10                | : 10, w, r                              |
| 24                              | 2.8                         | 12.4               | SSW  | SW : WSW       | 36.0                         | 0.2    | 3.33                        | 799                 | 10, w, r         | : 10, st.-w, shs.-r, sc          | v, g, so.-ha      | : v, st.-w : 0, l                       |
| 25                              | 6.1                         | 12.4               | SSW : SW   | SSW : SW       | 4.7                          | 0.0    | 0.46                        | 436                 | 0, d             | : 0 : v, cu, li.-cl              | v, sh.-r          | : v, sh.-r                              |
| 26                              | 1.9                         | 12.5               | SSW : SW : NW                                      | NW : SW        | 5.4                          | 0.0    | 0.58                        | 421                 | v, shs.-r        | : p.-cl : 10                     | v, cu.-s, li.-cl  | : 0                                     |
| 27                              | 0.0                         | 12.6               | SSW : SE   | SSW            | 7.3                          | 0.0    | 0.40                        | 389                 | p.-cl            | : 10, r : 10, fq.-r              | 10, oc.-r         | : 10, fq.-r                             |
| 28                              | 1.9                         | 12.6               | SSW  | SW             | 19.1                         | 0.0    | 2.12                        | 736                 | 0, w             | : v, fq.-hy.-shs, hl, w          | vv, w, so.-ha     | : 0, w                                  |
| 29                              | 0.5                         | 12.7               | SW   | WSW            | 7.8                          | 0.0    | 1.20                        | 557                 | p.-cl, shs.-r, w | : 10, oc.-slt.-r                 | v, shs.-r, hl     | : v, shs.-r : 0                         |
| 30                              | 4.3                         | 12.8               | SW   | SW : WSW       | 5.1                          | 0.0    | 0.66                        | 421                 | 0                | : 0 : 10                         | v, hy.-shs, hl    | : v, sh.-r : 10                         |
| 31                              | 3.0                         | 12.8               | NW   | W : SSW        | 1.2                          | 0.0    | 0.07                        | 210                 | 10, r            | : 10                             | 10, th.-cl        | : 10, th.-cl : 0                        |
| Means                           | 2.8                         | 11.8               | ...  | ...            | ...                          | ...    | 0.42                        | 317                 |                  |                                  |                   |   |
| Number of Column for Reference. | 19                          | 20                 | 21   | 22             | 23                           | 24     | 25                          | 26                  | 27               |                                  | 28                |   |

The mean Temperature of Evaporation for the month was 40°3, being 1°0 higher than  
 The mean Temperature of the Dew Point for the month was 37°1, being 0°8 higher than  
 The mean Degree of Humidity for the month was 80.5, being 0.6 less than  
 The mean Elastic Force of Vapour for the month was 0.221, being 0.007 greater than  
 The mean Weight of Vapour in a Cubic Foot of Air for the month was 2.578.6, being 0.871 greater than  
 The mean Weight of a Cubic Foot of Air for the month was 545 grains, being 5 grains less than  
 The mean amount of Cloud for the month (a clear sky being represented by 0 and an overcast sky by 10) was 6.5.  
 The mean proportion of Sunshine for the month (constant sunshine being represented by 1) was 0.239. The maximum daily amount of Sunshine was 9.2 hours on March 18.  
 The highest reading of the Solar Radiation Thermometer was 110°0 on March 11; and the lowest reading of the Terrestrial Radiation Thermometer was 18°1 on March 3.  
 The mean daily distribution of Ozone for the 12 hours ending 9h was 1.9; for the 6 hours ending 15h was 0.1; and for the 6 hours ending 21h was 0.1.  
 The Proportions of Wind referred to the cardinal points were N. 5, E. 3, S. 13, and W. 10.  
 The Greatest Pressure of the Wind in the month was 36.0 lbs. on the square foot on March 24. The mean daily Horizontal Movement of the Air for the month was 317 miles; the greatest daily value was 799 miles on March 24; and the least daily value was 80 miles on March 17.  
 Rain fell on 19 days in the month, amounting to 1.428, as measured by gauge No. 6 partly sunk below the ground; being 0.033 less than the average fall for the 50 years, 1841-1890.

the average for the 50 years, 1841-1890.



DAILY RESULTS OF THE METEOROLOGICAL OBSERVATIONS

Table with columns: MONTH and DAY, 1895; Phases of the Moon; BAROMETER; TEMPERATURE (Of the Air, Of Evaporation, Of the Dew Point, Of Radiation); Difference between the Air Temperature and Dew Point Temperature; Degree of Humidity; Rain collected in Gauge No. 6; Daily Amount of Ozone; Electricity. Rows include dates from April 1 to 30, with various moon phases and meteorological data.

The results apply to the civil day.

The mean reading of the Barometer (Column 2) and the mean temperatures of the Air and Evaporation (Columns 6 and 8) are deduced from the photographic records. The average temperature (Column 7) is deduced from the 50 years' observations, 1841-1890. The temperature of the Dew Point (Column 9) and the Degree of Humidity (Column 13) are deduced from the corresponding temperatures of the Air and Evaporation by means of Glaisher's Hygrometrical Tables. The mean difference between the Air and Dew Point Temperatures (Column 10) is the difference between the numbers in Columns 6 and 9, and the Greatest and Least Differences (Columns 11 and 12) are deduced from the 24 hourly photographic measures of the Dry-bulb and Wet-bulb Thermometers.

The values given in Columns 3, 4, 5, 14, and 15 are derived from eye-readings of self-registering thermometers.

The mean reading of the Barometer for the month was 29.734, being 0.007 lower than the average for the 50 years, 1841-1890.

TEMPERATURE OF THE AIR.

The highest in the month was 67.7 on April 20; the lowest in the month was 31.4 on April 1; and the range was 36.3. The mean of all the highest daily readings in the month was 57.2, being the same as the average for the 50 years, 1841-1890. The mean of all the lowest daily readings in the month was 40.7, being 1.8 higher than the average for the 50 years, 1841-1890. The mean of the daily ranges was 16.5, being 1.8 less than the average for the 50 years, 1841-1890. The mean for the month was 47.9, being 0.8 higher than the average for the 50 years, 1841-1890.

| MONTH<br>and<br>DAY,<br>1895.   | Daily Duration of Sunshine. |                    | WIND AS DEDUCED FROM SELF-REGISTERING ANEMOMETERS. |             |                              |        |                             | CLOUDS AND WEATHER. |              |   |                   |                                 |                   |                            |           |                     |             |           |
|---------------------------------|-----------------------------|--------------------|--|-------------|------------------------------|--------|-----------------------------|---------------------|--------------|---|-------------------|---------------------------------|-------------------|----------------------------|-----------|---------------------|-------------|-----------|
|                                 | hours.                      | Sun above Horizon. | OSLER'S.   |             | ROBINSON'S.                  |        |                             | A.M. P.M.           |              |   |                   |                                 |                   |                            |           |                     |             |           |
|                                 |                             |                    | General Direction.                                 |             | Pressure on the Square Foot. |        |                             |                     |              |   |                   |                                 |                   |                            |           |                     |             |           |
|                                 |                             |                    | A.M.   | P.M.        | Greatest.                    | Least. | Mean of 24 Hourly Measures. |                     |              |   |                   | Horizontal Movement of the Air. |                   |                            |           |                     |             |           |
| April 1                         | 4.6                         | 12.9               | SSE: NE  | E: NNE      | 1.6                          | 0.0    | 0.04                        | 177                 | o            | : | o                 | :                               | 2, li.-cl, f, h   | p.-cl                      | :         | v                   | :           | 10        |
| 2                               | 0.0                         | 13.0               | N: NNE   | NNE         | 3.2                          | 0.0    | 0.50                        | 405                 | 10           | : | 10                | :                               |                   | 10                         | :         |                     | :           | 10        |
| 3                               | 0.0                         | 13.0               | NNE  | N: SW       | 0.7                          | 0.0    | 0.00                        | 146                 | 10           | : | 10                | :                               |                   | 10                         | :         | 4, li.-cl, silt.-f: | v, silt.-f  |           |
| 4                               | 1.5                         | 13.1               | NNE: NE  | N: NE: SE   | 1.6                          | 0.0    | 0.07                        | 205                 | 10           | : | 10, sl            | :                               | v, cu.-s, li.-cl  | 10                         | :         |                     | :           | 10        |
| 5                               | 0.7                         | 13.2               | SSE: SW  | SW: SSW     | 2.2                          | 0.0    | 0.12                        | 243                 | 10           | : | 10                | :                               |                   | 10                         | :         | v, so.-ha:          | v, li.-cl   |           |
| 6                               | 0.0                         | 13.2               | SSW: SW  | SW          | 12.5                         | 0.0    | 1.11                        | 569                 | 10           | : | 10, w             | :                               |                   | 10, oc.-silt.-r, w         | :         | 10, oc.-r           |             |           |
| 7                               | 0.3                         | 13.3               | WSW: N   | N: S        | 3.0                          | 0.0    | 0.18                        | 276                 | 10, sh.-r    | : | 10                | :                               | 10, r             | 10, oc.-r                  | :         |                     | :           | o         |
| 8                               | 2.1                         | 13.4               | S: WSW   | SW: SSW     | 3.0                          | 0.0    | 0.23                        | 316                 | v            | : | p.-cl             | :                               | p.-cl             | 8, cu.-s, li.-cl:          | 3, li.-cl | :                   | 10, silt.-r |           |
| 9                               | 5.2                         | 13.4               | SW   | SW: SSW     | 3.0                          | 0.0    | 0.33                        | 373                 | 10           | : | 10                | :                               | 4, li.-cl         | v, li.-cl                  | :         |                     | :           | o         |
| 10                              | 1.8                         | 13.5               | SSW: SW  | SW: W       | 2.4                          | 0.0    | 0.24                        | 309                 | 10           | : | 10                | :                               |                   | 10                         | :         | 5, li.-cl           | :           | o         |
| 11                              | 4.7                         | 13.6               | SW: NW   | NW: NNW: N  | 1.8                          | 0.0    | 0.10                        | 226                 | o, m, d      | : | o, h, m           | :                               | 2, li.-cl, h      | 2, li.-cl                  | :         |                     | :           | o         |
| 12                              | 5.2                         | 13.6               | N: ENE   | NE: SE: S   | 1.5                          | 0.0    | 0.11                        | 165                 | p.-cl, m     | : | 5, li.-cl         | :                               | o                 | v, li.-cl                  | :         | v, li.-cl           | :           | 10        |
| 13                              | 10.3                        | 13.7               | SW: SE: E  | E: ENE      | 2.5                          | 0.0    | 0.12                        | 259                 | 10           | : | o                 | :                               | v, li.-cl         | 2, li.-cl                  | :         | v, li.-cl           |             |           |
| 14                              | 9.9                         | 13.7               | NE: E  | E: ENE      | 5.5                          | 0.0    | 0.49                        | 389                 | p.-cl, m     | : | o                 | :                               | 2, li.-cl         | 2, th.-cl                  | :         |                     | :           | o         |
| 15                              | 5.5                         | 13.8               | NE: ENE  | NE: ENE     | 3.3                          | 0.0    | 0.33                        | 357                 | o            | : | 10                | :                               | 10                | o                          | :         |                     | :           | 10        |
| 16                              | 5.3                         | 13.9               | NE   | E           | 3.0                          | 0.0    | 0.23                        | 327                 | 10           | : | 10                | :                               |                   | o                          | :         |                     | :           | o         |
| 17                              | 1.9                         | 13.9               | N: NNE: NE   | NE: E: SE   | 0.8                          | 0.0    | 0.00                        | 143                 | 10, shs.-r   | : | 10                | :                               |                   | v, t, silt.-r              | :         | p.-cl               | :           | 10, r     |
| 18                              | 1.4                         | 14.0               | SE: S: SW  | SW: SSW     | 1.4                          | 0.0    | 0.04                        | 234                 | 10, li.-shs  | : | 10                | :                               | p.-cl             | 10                         | :         | p.-cl               | :           | o, h, m   |
| 19                              | 3.9                         | 14.1               | SW: WSW  | WSW         | 1.6                          | 0.0    | 0.05                        | 242                 | p.-cl        | : | 10, r             | :                               | v, cu.-s, li.-cl  | 7, cu.-s, li.-cl           | :         | 4, cu.-s, li.-cl:   | p.-cl, m    |           |
| 20                              | 8.1                         | 14.1               | SW: SSW  | SSW: SSE    | 2.4                          | 0.0    | 0.07                        | 235                 | p.-cl, m     | : | 3, ci.-s, li.-cl  | :                               |                   | 4, li.-cl                  | :         | 3, li.-cl           |             |           |
| 21                              | 0.1                         | 14.2               | SSW  | SSW: SW     | 2.5                          | 0.0    | 0.17                        | 310                 | 10, oc.-r    | : | 10, oc.-th.-r     | :                               |                   | vv                         | :         | vv                  | :           | 10        |
| 22                              | 0.4                         | 14.2               | SW: SSW  | SSW: S      | 3.4                          | 0.0    | 0.20                        | 306                 | 10           | : | 10                | :                               | p.-cl             | 10                         | :         | 10, fq.-r           |             |           |
| 23                              | 2.6                         | 14.3               | SSW: SW  | SW: SSW     | 4.8                          | 0.0    | 0.25                        | 351                 | 10, shs.-r   | : | 10                | :                               |                   | p.-cl                      | :         | 3, li.-cl, so.-ha:  | o           |           |
| 24                              | 2.8                         | 14.4               | SSW: SSE   | S           | 3.5                          | 0.0    | 0.13                        | 237                 | o            | : | 10                | :                               | v, ci.-cu, li.-cl | v, li.-cl, so.-ha:         | v, r      | :                   | o           |           |
| 25                              | 3.6                         | 14.4               | S: ENE   | S: SSW      | 6.3                          | 0.0    | 0.27                        | 300                 | v            | : | 10, hy.-r         | :                               |                   | 10                         | :         | v                   | :           | 10, fq.-r |
| 26                              | 1.2                         | 14.5               | S: SSW: SW   | SW          | 3.0                          | 0.0    | 0.22                        | 320                 | 10, oc.-shs  | : | 10, hy.-sh        | :                               |                   | 10, fq.-hy.-shs            | :         | 10, oc.-r           |             |           |
| 27                              | 0.0                         | 14.5               | SW: W  | WSW: NNW: N | 2.0                          | 0.0    | 0.13                        | 278                 | 10, shs.-r   | : | 10, oc.-r, glm, t | :                               |                   | 10, hy.-r, hl, gt.-glm, t: | 10, fq.-r | :                   | 10          |           |
| 28                              | 1.0                         | 14.6               | N: NNE   | NNE         | 1.7                          | 0.0    | 0.12                        | 249                 | 10, li.-shs  | : | 10                | :                               |                   | 10                         | :         | p.-cl               | :           | o         |
| 29                              | 2.8                         | 14.7               | Calm: SW   | Variable    | 0.2                          | 0.0    | 0.00                        | 118                 | o, m         | : | o                 | :                               | 3, li.-cl, h, f   | 6, th.-cl, h               | :         | 2, li.-cl           | :           | 5, th.-cl |
| 30                              | 2.4                         | 14.7               | SSW  | SSW: S: SSE | 0.5                          | 0.0    | 0.00                        | 184                 | 3, li.-cl, d | : | p.-cl             | :                               | v, li.-cl         | 8, th.-cl, so.-ha          | :         | 5, th.-cl, lu.-ha   |             |           |
| Means                           | 3.0                         | 13.8               | ...  | ...         | ...                          | ...    | 0.19                        | 275                 |              |   |                   |                                 |                   |                            |           |                     |             |           |
| Number of Column for Reference. | 19                          | 20                 | 21   | 22          | 23                           | 24     | 25                          | 26                  |              |   | 27                |                                 |                   |                            |           |                     |             | 28        |

The mean Temperature of Evaporation for the month was 45°1, being 1°2 higher than  
 The mean Temperature of the Dew Point for the month was 42°0, being 1°8 higher than  
 The mean Degree of Humidity for the month was 80.6, being 4.0 greater than  
 The mean Elastic Force of Vapour for the month was 0.1267, being 0.018 greater than  
 The mean Weight of Vapour in a Cubic Foot of Air for the month was 3.578, being 0.071 greater than  
 The mean Weight of a Cubic Foot of Air for the month was 542 grains, being 1 grain less than  
 The mean amount of Cloud for the month (a clear sky being represented by 0 and an overcast sky by 10) was 6.5.  
 The mean proportion of Sunshine for the month (constant sunshine being represented by 1) was 0.215. The maximum daily amount of Sunshine was 10.3 hours on April 13.  
 The highest reading of the Solar Radiation Thermometer was 119°9 on April 20; and the lowest reading of the Terrestrial Radiation Thermometer was 25°3 on April 15.  
 The mean daily distribution of Ozone for the 12 hours ending 9<sup>h</sup> was 2.1; for the 6 hours ending 15<sup>h</sup> was 0.1; and for the 6 hours ending 21<sup>h</sup> was 0.3.  
 The Proportions of Wind referred to the cardinal points were N. 6, E. 6, S. 11, and W. 7.  
 The Greatest Pressure of the Wind in the month was 12.5 lbs. on the square foot on April 6. The mean daily Horizontal Movement of the Air for the month was 275 miles; the greatest daily value was 569 miles on April 6; and the least daily value was 118 miles on April 29.  
 Rain fell on 12 days in the month, amounting to 1.251, as measured by gauge No. 6 partly sunk below the ground; being 0.1410 less than the average fall for the 50 years, 1841-1890.

the average for the 50 years, 1841-1890.

DAILY RESULTS OF THE METEOROLOGICAL OBSERVATIONS

Table with columns: MONTH and DAY, 1895; Phases of the Moon; BARO-METER; TEMPERATURE (Of the Air, Of Evaporation, Of the Dew Point, Difference between Air and Dew Point, Of Radiation); Degree of Humidity; Rain collected; Daily Amount of Ozone; Electricity.

The results apply to the civil day.

The mean reading of the Barometer (Column 2) and the mean temperatures of the Air and Evaporation (Columns 6 and 8) are deduced from the photographic records. The average temperature (Column 7) is deduced from the 50 years' observations, 1841-1890. The temperature of the Dew Point (Column 9) and the Degree of Humidity (Column 13) are deduced from the corresponding temperatures of the Air and Evaporation by means of Glaisher's Hygrometrical Tables. The mean difference between the Air and Dew Point Temperatures (Column 10) is the difference between the numbers in Columns 6 and 9, and the Greatest and Least Differences (Columns 11 and 12) are deduced from the 24 hourly photographic measures of the Dry-bulb and Wet-bulb Thermometers.

The values given in Columns 3, 4, 5, 14, and 15 are derived from eye-readings of self-registering thermometers.

The mean reading of the Barometer for the month was 29.907, being 0.121 higher than the average for the 50 years, 1841-1890.

TEMPERATURE OF THE AIR.

The highest in the month was 86.2 on May 30; the lowest in the month was 37.8 on May 2; and the range was 48.4. The mean of all the highest daily readings in the month was 67.5, being 3.4 higher than the average for the 50 years, 1841-1890. The mean of all the lowest daily readings in the month was 45.5, being 1.8 higher than the average for the 50 years, 1841-1890. The mean of the daily ranges was 22.0, being 1.6 greater than the average for the 50 years, 1841-1890. The mean for the month was 55.9, being 2.8 higher than the average for the 50 years, 1841-1890.

| MONTH<br>and<br>DAY,<br>1895.   | Daily Duration of Sunshine. |                    | WIND AS DEDUCED FROM SELF-REGISTERING ANEMOMETERS. |                |                              |        |                             |                                 | CLOUDS AND WEATHER. |                |                                    |                      |                        |                        |    |
|---------------------------------|-----------------------------|--------------------|--|----------------|------------------------------|--------|-----------------------------|---------------------------------|---------------------|----------------|------------------------------------|----------------------|------------------------|------------------------|----|
|                                 | hours.                      | Sun above Horizon. | OSLER'S.   |                | ROBINSON'S.                  |        |                             |                                 |                     |                |                                    |                      |                        |                        |    |
|                                 |                             |                    | General Direction.                                 |                | Pressure on the Square Foot. |        |                             |                                 |                     |                |                                    |                      |                        |                        |    |
|                                 |                             |                    | A.M.   | P.M.           | Greatest.                    | Least. | Mean of 24 Hourly Measures. | Horizontal Movement of the Air. | A.M.                | P.M.           |                                    |                      |                        |                        |    |
| May 1                           | 3.7                         | 14.8               | SE : S   | S : SW : NW    | 4.9                          | 0.0    | 0.38                        | 349                             | p-cl                | :              | 4, th.-cl, so.-ha                  | p-cl, slt.-r :       | p-cl, shs.-r :         | 0                      |    |
| 2                               | 10.5                        | 14.8               | SW : NNW   | N : SE         | 1.5                          | 0.0    | 0.06                        | 189                             | o, d                | :              | o : 1, th-cl, h                    | o                    | :                      | o                      |    |
| 3                               | 10.4                        | 14.9               | SW : N   | N : NNE        | 14.0                         | 0.0    | 0.83                        | 403                             | o                   | :              | 10 : v, li.-cl                     | v, li.-cl, w         | :                      | 10                     |    |
| 4                               | 11.2                        | 14.9               | NNE : NE   | ENE : NE       | 4.8                          | 0.0    | 0.48                        | 369                             | 10                  | :              | v, li.-cl                          | o                    | :                      | o                      |    |
| 5                               | 6.2                         | 15.0               | N : NNE  | N : NNW        | 4.6                          | 0.0    | 0.36                        | 362                             | o                   | :              | o : 10                             | v                    | :                      | v                      |    |
| 6                               | 12.4                        | 15.1               | NNW : NNE  | ENE : NE       | 7.2                          | 0.0    | 0.36                        | 339                             | p-cl                | :              | o                                  | o, w                 | :                      | o                      |    |
| 7                               | 13.3                        | 15.1               | NE : ENE   | ENE : NE       | 12.0                         | 0.0    | 0.71                        | 449                             | o                   | :              | o                                  | o, w                 | :                      | o                      |    |
| 8                               | 13.1                        | 15.2               | NNE : NE   | E              | 2.5                          | 0.0    | 0.16                        | 265                             | o, d                | :              | o                                  | o                    | :                      | o                      |    |
| 9                               | 8.3                         | 15.2               | E : NE   | ESE : SSW : SW | 1.2                          | 0.0    | 0.01                        | 148                             | o, d, m             | :              | o                                  | p-cl                 | :                      | v, li.-cl              |    |
| 10                              | 8.9                         | 15.3               | SW : WSW : W                                       | SW : WSW : W   | 1.5                          | 0.0    | 0.02                        | 219                             | p-cl                | :              | 4, th.-cl, so.-ha                  | 5, li.-cl            | :                      | o                      |    |
| 11                              | 12.5                        | 15.3               | SW   | W : S          | 0.3                          | 0.0    | 0.00                        | 137                             | o, d                | :              | o, h                               | o                    | :                      | o                      |    |
| 12                              | 6.1                         | 15.4               | SE : S   | S : SE         | 1.0                          | 0.0    | 0.04                        | 155                             | o                   | :              | 3, li.-cl : 8, th.-cl, so.-ha      | 10, th.-cl, so.-ha : | 10                     | :                      | 10 |
| 13                              | 2.5                         | 15.4               | Variable : Calm                                    | WSW : NNW      | 1.0                          | 0.0    | 0.03                        | 134                             | 10, r               | :              | p.-cl, h                           | 3, li.-cl            | :                      | v, li.-cl : v          |    |
| 14                              | 4.4                         | 15.5               | NNW : N  | NNW : NW       | 1.8                          | 0.0    | 0.12                        | 215                             | p.-cl               | :              | 3, li.-cl, m : 3, cu.-s, li.-cl, h | 6, li.-cl, h :       | 3, li.-cl :            | 2, li.-cl              |    |
| 15                              | 1.3                         | 15.5               | NW   | NNW : NW       | 6.5                          | 0.0    | 1.11                        | 452                             | 10                  | :              | 10 : 10, so.-ha                    | v, li.-cl            | :                      | 10                     |    |
| 16                              | 5.6                         | 15.6               | NNW  | NNW            | 11.0                         | 0.0    | 1.67                        | 550                             | 10                  | :              | 10, w                              | v, w                 | :                      | 10 : v                 |    |
| 17                              | 0.0                         | 15.6               | NNW : NW   | NW : WNW : W   | 5.0                          | 0.0    | 1.07                        | 448                             | 10                  | :              | 10, slt.-r                         | 10, oc.-slt.-r       | :                      | 10, r                  |    |
| 18                              | 0.3                         | 15.7               | WSW : N  | NNW            | 6.2                          | 0.0    | 0.41                        | 349                             | 10, fq.-r           | :              | 10                                 | 10                   | :                      | 10                     |    |
| 19                              | 0.0                         | 15.7               | NNW  | NW : NNW       | 5.3                          | 0.0    | 0.98                        | 427                             | 10                  | :              | 10                                 | 10                   | :                      | 10                     |    |
| 20                              | 0.0                         | 15.8               | NW : NNW   | NNW : N : NNE  | 2.6                          | 0.0    | 0.17                        | 230                             | 10                  | :              | 10                                 | 10, th.-r            | :                      | 10 : v                 |    |
| 21                              | 3.7                         | 15.8               | N : NNE  | NE : NNE       | 1.2                          | 0.0    | 0.02                        | 122                             | 10                  | :              | 4, cu.-s, li.-cl                   | 10                   | :                      | 10                     |    |
| 22                              | 3.5                         | 15.9               | N  | N : NNW        | 1.3                          | 0.0    | 0.01                        | 90                              | 10                  | :              | 10, f : 10                         | p.-cl                | :                      | 10                     |    |
| 23                              | 3.0                         | 15.9               | Calm : ENE   | E : ENE : NE   | 4.0                          | 0.0    | ...                         | 136                             | 2, li.-cl, m, d :   | 3, li.-cl      | 10, t, hy.-r :                     | v                    | :                      | v                      |    |
| 24                              | 5.0                         | 16.0               | ENE : E  | E : ENE        | 1.6                          | 0.0    | ...                         | 217                             | 10, sh.-r :         | 10 : v, li.-cl | 2, li.-cl                          | :                    | 1, th.-cl, so.-ha : 10 |                        |    |
| 25                              | 7.1                         | 16.0               | ENE : NE   | Variable       | 0.0                          | 0.0    | ...                         | 158                             | 10                  | :              | 10 : v, li.-cl                     | 2, li.-cl            | :                      | o : 10, f              |    |
| 26                              | 1.0                         | 16.0               | Variable   | Variable       | 1.6                          | 0.0    | ...                         | 85                              | 10, f               | :              | 10, f : o, h                       | v, h, glm            | :                      | o, m, d                |    |
| 27                              | 7.6                         | 16.1               | Calm : NNE   | ENE : E        | 1.3                          | 0.0    | ...                         | 129                             | v, f                | :              | 10, f : o, h                       | o, h                 | :                      | v, ci.-cu. : o, d, f   |    |
| 28                              | 10.7                        | 16.1               | E : ESE  | ESE            | 1.4                          | 0.0    | ...                         | 169                             | 10, f               | :              | 10, f : o                          | o                    | :                      | o : 10, f              |    |
| 29                              | 9.9                         | 16.1               | E : ENE  | ENE : E        | 2.3                          | 0.0    | ...                         | 177                             | 10, f               | :              | 10, f : o                          | o                    | :                      | o                      |    |
| 30                              | 13.4                        | 16.2               | E : ESE  | S              | 2.8                          | 0.0    | ...                         | 191                             | o                   | :              | o                                  | 2, cu, li.-cl :      | 2, ci.-cu, li.-cl :    | 10, slt.-r, l, t       |    |
| 31                              | 7.1                         | 16.2               | SSW : S  | SSW : SSE      | 5.0                          | 0.0    | 0.44                        | 284                             | 10, li.-shs         | :              | p.-cl, so.-ha                      | v, li.-cl            | :                      | v, li.-cl, so.-ha, : v |    |
| Means                           | 6.5                         | 15.6               | ...  | ...            | ...                          | ...    | (23 days)<br>0.41           | 256                             |                     |                |                                    |                      |                        |                        |    |
| Number of Column for Reference. | 19                          | 20                 | 21   | 22             | 23                           | 24     | 25                          | 26                              | 27                  |                |                                    | 28                   |                        |                        |    |

The mean *Temperature of Evaporation* for the month was 50°·7, being 1°·5 higher than  
 The mean *Temperature of the Dew Point* for the month was 45°·9, being 0°·6 higher than  
 The mean *Degree of Humidity* for the month was 69·8, being 5·2 less than  
 The mean *Elastic Force of Vapour* for the month was 0<sup>in</sup>·309, being 0<sup>in</sup>·006 greater than  
 The mean *Weight of Vapour in a Cubic Foot of Air* for the month was 3<sup>grs</sup>·5, being 0<sup>gr</sup>·1 greater than  
 The mean *Weight of a Cubic Foot of Air* for the month was 537 grains, being 1 grain less than  
 The mean amount of *Cloud* for the month (a clear sky being represented by 0 and an overcast sky by 10) was 4·2.  
 The mean proportion of *Sunshine* for the month (constant sunshine being represented by 1) was 0·420. The maximum daily amount of *Sunshine* was 13·4 hours on May 30.  
 The highest reading of the *Solar Radiation Thermometer* was 143°·8 on May 30; and the lowest reading of the *Terrestrial Radiation Thermometer* was 29°·8 on May 2.  
 The mean daily distribution of *Ozone* for the 12 hours ending 9<sup>h</sup>. was 0·8; for the 6 hours ending 15<sup>h</sup>. was 0·1; and for the 6 hours ending 21<sup>h</sup>. was 0·0.  
 The *Proportions of Wind* referred to the cardinal points were N. 11, E. 9, S. 5, and W. 5. One day was calm.  
 The *Greatest Pressure of the Wind* in the month was 14·0 lbs. on the square foot on May 3. The mean daily *Horizontal Movement of the Air* for the month was 256 miles; the greatest daily value was 550 miles on May 16; and the least daily value was 85 miles on May 26.  
*Rain* fell on 6 days in the month, amounting to 0<sup>in</sup>·454, as measured by gauge No. 6 partly sunk below the ground; being 1<sup>in</sup>·549 less than the average fall for the 50 years, 1841-1890.

DAILY RESULTS OF THE METEOROLOGICAL OBSERVATIONS

Table with columns: MONTH and DAY, 1895; Phases of the Moon; BAROMETER; TEMPERATURE (Of the Air, Of Evaporation, Of the Dew Point); Difference between the Air Temperature and Dew Point Temperature; TEMPERATURE (Of Radiation); Degree of Humidity; Rain collected in Gauge No. 6; Daily Amount of Ozone; Electricity.

The results apply to the civil day.

The mean reading of the Barometer (Column 2) and the mean temperatures of the Air and Evaporation (Columns 6 and 8) are deduced from the photographic records. The average temperature (Column 7) is deduced from the 50 years' observations, 1841-1890. The temperature of the Dew Point (Column 9) and the Degree of Humidity (Column 13) are deduced from the corresponding temperatures of the Air and Evaporation by means of Glaisher's Hygrometrical Tables. The mean difference between the Air and Dew Point Temperatures (Column 10) is the difference between the numbers in Columns 6 and 9, and the Greatest and Least Differences (Columns 11 and 12) are deduced from the 24 hourly photographic measures of the Dry-bulb and Wet-bulb Thermometers.

The values given in Columns 3, 4, 5, 14, and 15 are derived from eye-readings of self-registering thermometers.

The mean reading of the Barometer for the month was 29.897, being 0.086 higher than the average for the 50 years, 1841-1890.

TEMPERATURE OF THE AIR.

The highest in the month was 84.3 on June 9; the lowest in the month was 42.2 on June 13; and the range was 42.1. The mean of all the highest daily readings in the month was 74.1, being 3.2 higher than the average for the 50 years, 1841-1890. The mean of all the lowest daily readings in the month was 50.0, being 0.1 higher than the average for the 50 years, 1841-1890. The mean of the daily ranges was 24.1, being 3.1 greater than the average for the 50 years, 1841-1890. The mean for the month was 61.3, being 1.9 higher than the average for the 50 years, 1841-1890.

| MONTH<br>and<br>DAY,<br>1895.   | Daily Duration of Sunshine.<br>Sun above Horizon. |      | WIND AS DEDUCED FROM SELF-REGISTERING ANEMOMETERS. |               |                              |        |                             |                                 |                 | CLOUDS AND WEATHER.                   |                    |                                  |  |
|---------------------------------|---|------|--|---------------|------------------------------|--------|-----------------------------|---------------------------------|-----------------|---------------------------------------|--------------------|----------------------------------|--|
|                                 |   |      | OSLER'S.   |               |                              |        | ROBINSON'S.                 |                                 |                 |                                       |                    |                                  |  |
|                                 |   |      | General Direction.                                 |               | Pressure on the Square Foot. |        |                             | Horizontal Movement of the Air. |                 | A.M.                                  |                    | P.M.                             |  |
|                                 |   |      | A.M.   | P.M.          | Greatest.                    | Least. | Mean of 24 Hourly Measures. |                                 |                 |                                       |                    |                                  |  |
| June 1                          | 0.2   | 16.2 | S : SSE : SE                                       | SW            | 2.3                          | 0.0    | 0.07                        | 187                             | p.-cl           | : 10, shs.-r                          | 10, r              | : v                              |  |
| 2                               | 5.6   | 16.3 | SW : SSW   | SSW : ENE     | 0.7                          | 0.0    | 0.02                        | 157                             | o               | : v, cu, cu.-s                        | 10, sh.-r          | : 2, li.-cl : o                  |  |
| 3                               | 8.8   | 16.3 | Calm : N   | N : NNE       | 1.7                          | 0.0    | 0.04                        | 121                             | o, d            | : o : v, li.-cl, h                    | p.-cl, t           | : 10, li.-shs                    |  |
| 4                               | 0.6   | 16.3 | N : NNE  | NNE : NE      | 0.5                          | 0.0    | 0.00                        | 133                             | 10, li.-shs     | : 10                                  | 10                 | : v : 10                         |  |
| 5                               | 5.4   | 16.4 | NNE : NE   | NE : NNE      | 4.2                          | 0.0    | 0.31                        | 314                             | 10              | : 10 : 10, oc.-shs                    | v, li.-cl          | : o                              |  |
| 6                               | 6.8   | 16.4 | NNE  | NNE : N       | 5.7                          | 0.0    | 0.80                        | 414                             | o               | : 10 : p.-cl                          | v, li.-cl          | : v, li.-cl : 3, li.-cl          |  |
| 7                               | 13.1  | 16.4 | N : NNE  | NE : NNE      | 4.6                          | 0.0    | 0.60                        | 411                             | v               | : p.-cl : o                           | 2, li.-cl          | : o : o                          |  |
| 8                               | 12.7  | 16.4 | N : NNE  | NNE : ESE     | 3.5                          | 0.0    | 0.08                        | 222                             | o               | : o                                   | 2, li.-cl          | : 2, li.-cl                      |  |
| 9                               | 11.1  | 16.4 | Calm : NNE   | Variable      | 0.2                          | 0.0    | 0.00                        | 103                             | v, li.-cl, d    | : o                                   | o, slt.-h          | : 8, th.-cl, so.-ha : 10         |  |
| 10                              | 0.0   | 16.5 | Calm : N   | NNE : N       | 1.6                          | 0.0    | 0.04                        | 200                             | 10              | : 10                                  | 10, th.-cl, so.-ha | : p.-cl                          |  |
| 11                              | 2.4   | 16.5 | NNW : N  | WNW : W       | 3.0                          | 0.0    | 0.15                        | 257                             | p.-cl           | : 8, ci.-cu, li.-cl                   | 6, ci.-cu, li.-cl  | : 6, ci.-cu, li.-cl : 10, shs.-r |  |
| 12                              | 6.3   | 16.5 | NNW : NW   | N : NE : SE   | 2.6                          | 0.0    | 0.21                        | 267                             | 10              | : 8, cu, li.-cl                       | 8, n, cu           | : v, so.-ha : o                  |  |
| 13                              | 2.0   | 16.5 | Calm : SW : NW                                     | NW : WSW : SW | 2.5                          | 0.0    | 0.06                        | 182                             | o, d            | : o, h, slt.-f : 7, cu.-s             | 9, cu.-s, li.-cl   | : 10, glm, slt.-r : 10           |  |
| 14                              | 2.5   | 16.5 | WSW : N  | N : NNE : NE  | 1.8                          | 0.0    | 0.08                        | 218                             | 10              | : 10 : p.-cl                          | v, cu.-s, li.-cl   | : v, cu.-s, n                    |  |
| 15                              | 9.4   | 16.5 | NNE : N  | N : NE : S    | 1.0                          | 0.0    | 0.05                        | 197                             | p.-cl           | : v, cu.-s, li.-cl                    | v, li.-cl          | : o, t                           |  |
| 16                              | 9.1   | 16.5 | WSW : NNW  | SSW : SW      | 2.3                          | 0.0    | 0.10                        | 224                             | o               | : o : v, li.-cl                       | 5, li.-cl          | : 3, li.-cl : o                  |  |
| 17                              | 4.7   | 16.6 | SW : N   | E : ESE       | 1.7                          | 0.0    | 0.06                        | 180                             | o               | : o : 2, cu.-s, li.-cl, h             | v, li.-cl          | : v, li.-cl : o                  |  |
| 18                              | 4.1   | 16.6 | SE : NE : N  | WSW : ESE : E | 0.2                          | 0.0    | 0.00                        | 124                             | o               | : 9, ci.-cu, cu.-s, th.-cl, m, slt.-f | p.-cl              | : 6, ci.-cu, li.-cl : 10         |  |
| 19                              | 0.0   | 16.6 | N  | N : E         | 0.0                          | 0.0    | 0.00                        | 115                             | 10, slt.-r      | : 10, r                               | 10                 | : v, li.-cl : 3, li.-cl          |  |
| 20                              | 7.3   | 16.6 | SW : NW  | W : SW        | 2.7                          | 0.0    | 0.10                        | 231                             | 3, li.-cl, m, d | : o : v, th.-cl, h                    | 3, cu.-s, li.-cl   | : 2, li.-cl : o                  |  |
| 21                              | 11.5  | 16.6 | SW   | SW : SSW : S  | 1.5                          | 0.0    | 0.04                        | 224                             | o               | : o : 2, li.-cl                       | v, li.-cl          | : 2, li.-cl : 10                 |  |
| 22                              | 1.3   | 16.6 | S : SSW : SW                                       | SW : WSW      | 0.5                          | 0.0    | 0.03                        | 197                             | 10              | : 10, li.-shs : 10                    | v                  | : v : o                          |  |
| 23                              | 5.2   | 16.6 | SW : WSW   | NW : NNW : N  | 0.9                          | 0.0    | 0.03                        | 197                             | o               | : o : v, li.-cl, h                    | p.-cl              | : 10                             |  |
| 24                              | 0.5   | 16.6 | NNW : N : NNE                                      | NE : E        | 1.0                          | 0.0    | 0.02                        | 154                             | 10              | : p.-cl, th.-cl, h : 10, glm, slt.-f  | 10                 | : v : o                          |  |
| 25                              | 12.6  | 16.6 | E : NE : N   | N : NE : E    | 0.5                          | 0.0    | 0.00                        | 122                             | o, m, d         | : o : 2, cu.-s, li.-cl                | 1, li.-cl          | : 1, th.-cl                      |  |
| 26                              | 5.5   | 16.5 | WSW : S  | SW            | 0.7                          | 0.0    | 0.01                        | 147                             | 2, li.-cl       | : 4, ci.-s, li.-cl, so.-ha            | 4, th.-cl, t       | : v : v, l                       |  |
| 27                              | 5.8   | 16.5 | WSW : SW   | WSW : W       | 2.0                          | 0.0    | 0.12                        | 250                             | 10              | : 3, li.-cl : 10                      | p.-cl              | : p.-cl : o                      |  |
| 28                              | 6.8   | 16.5 | WSW : SW   | SW            | 2.7                          | 0.0    | 0.19                        | 266                             | o               | : o : 5, cu.-s, li.-cl                | 6, li.-cl          | : 10, oc.-slt.-r : 10, slt.-r    |  |
| 29                              | 1.4   | 16.5 | S : SW   | SW            | 2.5                          | 0.0    | 0.15                        | 256                             | 10, li.-shs     | : 10                                  | 10                 | : v, sh.-r : v, sh.-r            |  |
| 30                              | 3.0   | 16.5 | SW   | SSW : SSE     | 2.6                          | 0.0    | 0.18                        | 281                             | 10              | : 10                                  | v                  | : 10 : 10, shs.-r                |  |
| Means                           | 5.5   | 16.5 | ...  | ...           | ...                          | ...    | 0.12                        | 212                             |                 |                                       |                    |                                  |  |
| Number of Column for Reference. | 19  | 20   | 21   | 22            | 23                           | 24     | 25                          | 26                              | 27              |                                       | 28                 |                                  |  |

The mean *Temperature of Evaporation* for the month was 54°·8, being 0°·2 lower than  
 The mean *Temperature of the Dew Point* for the month was 49°·1, being 2°·0 lower than  
 The mean *Degree of Humidity* for the month was 64·5, being 9·5 less than  
 The mean *Elastic Force of Vapour* for the month was 0<sup>in</sup>·349, being 0<sup>in</sup>·026 less than  
 The mean *Weight of Vapour in a Cubic Foot of Air* for the month was 3<sup>grs</sup>·9, being 0<sup>gr</sup>·3 less than  
 The mean *Weight of a Cubic Foot of Air* for the month was 531 grains, being the same as  
 The mean amount of *Cloud* for the month (a clear sky being represented by 0 and an overcast sky by 10) was 5·7.  
 The mean proportion of *Sunshine* for the month (constant sunshine being represented by 1) was 0·335. The maximum daily amount of *Sunshine* was 13·1 hours on June 7.  
 The highest reading of the *Solar Radiation Thermometer* was 145°·2 on June 8; and the lowest reading of the *Terrestrial Radiation Thermometer* was 35°·7 on June 13.  
 The mean daily distribution of *Ozone* for the 12 hours ending 9<sup>h</sup> was 0·5; for the 6 hours ending 15<sup>h</sup> was 0·1; and for the 6 hours ending 21<sup>h</sup> was 0·0.  
 The *Proportions of Wind* referred to the cardinal points were N. 10, E. 5, S. 7, W. 7. One day was calm.  
 The *Greatest Pressure of the Wind* in the month was 5·7 lbs. on the square foot on June 6. The mean daily *Horizontal Movement of the Air* for the month was 212 miles; the greatest daily value was 414 miles on June 6; and the least daily value was 103 miles on June 9.  
*Rain* fell on 8 days in the month, amounting to 0<sup>in</sup>·207, as measured by gauge No. 6 partly sunk below the ground; being 1<sup>in</sup>·815 less than the average fall for the 50 years, 1841-1890.

DAILY RESULTS OF THE METEOROLOGICAL OBSERVATIONS

Table with columns: MONTH and DAY, 1895; Phases of the Moon; BAROMETER; TEMPERATURE (Of the Air, Of Evaporation, Of the Dew Point, Difference between the Air Temperature and Dew Point Temperature, Of Radiation); Degree of Humidity; Rain collected in Gauge No. 6; Daily Amount of Ozone; Electricity. Rows include dates from July 1 to July 31, and a Means row.

The results apply to the civil day.

The mean reading of the Barometer (Column 2) and the mean temperatures of the Air and Evaporation (Columns 6 and 8) are deduced from the photographic records. The average temperature (Column 7) is deduced from the 50 years' observations, 1841-1890. The temperature of the Dew Point (Column 9) and the Degree of Humidity (Column 13) are deduced from the corresponding temperatures of the Air and Evaporation by means of Glaisher's Hygrometrical Tables. The mean difference between the Air and Dew Point Temperatures (Column 10) is the difference between the numbers in Columns 6 and 9 and the Greatest and Least Differences (Columns 11 and 12) are deduced from the 24 hourly photographic measures of the Dry-bulb and Wet-bulb Thermometers.

The values given in Columns 3, 4, 5, 14, and 15 are derived from eye-readings of self-registering thermometers.

The mean reading of the Barometer for the month was 29.710, being 0.0083 lower than the average for the 50 years, 1841-1890.

TEMPERATURE OF THE AIR.

The highest in the month was 83.8 on July 8; the lowest in the month was 49.2 on July 7; and the range was 34.6. The mean of all the highest daily readings in the month was 72.8, being 1.2 lower than the average for the 50 years, 1841-1890. The mean of all the lowest daily readings in the month was 54.2, being 1.1 higher than the average for the 50 years, 1841-1890. The mean of the daily ranges was 18.6, being 2.3 less than the average for the 50 years, 1841-1890. The mean for the month was 62.7, being 0.2 higher than the average for the 50 years, 1841-1890.

| MONTH<br>and<br>DAY,<br>1895.         | Daily Duration of Sunshine.<br>Sun above Horizon. |      | WIND AS DEDUCED FROM SELF-REGISTERING ANEMOMETERS. |                 |                                 |        |                                    |        | CLOUDS AND WEATHER. |                       |                                |                    |                    |
|---------------------------------------|---|------|--|-----------------|---------------------------------|--------|------------------------------------|--------|---------------------|-----------------------|--------------------------------|--------------------|--------------------|
|                                       |   |      | OSLER'S.   |                 |                                 |        | ROBIN-<br>SON'S.                   |        |                     |                       |                                |                    |                    |
|                                       |   |      | General Direction.                                 |                 | Pressure on the<br>Square Foot. |        | Horizontal Movement<br>of the Air. |        |                     |                       |                                |                    |                    |
|                                       |   |      | A.M.   | P.M.            | Greatest.                       | Least. | Mean of<br>24 Hourly<br>Measures.  | Miles. | A.M.                | P.M.                  |                                |                    |                    |
| July 1                                | 7.4   | 16.5 | S  | SSW : SSE       | 5.7                             | 0.0    | 0.34                               | 304    | 10, li.-shs         | : 8, cu.-s, li.-cl    | v, hy.-sh                      | : v                | : v, l, oc.-shs    |
| 2                                     | 8.2   | 16.5 | SSW : SW : WSW                                     | WSW : SW        | 12.0                            | 0.0    | 1.31                               | 515    | 10, shs.-r, w       | : v, shs.-r, w        | 5, cu.-s, li.-cl, hy.-sh       | : o                |                    |
| 3                                     | 7.1   | 16.4 | SW : WSW   | W : NW          | 6.4                             | 0.0    | 1.03                               | 474    | p.-cl               | : 7, cu.-s, li.-cl    | p.-cl                          | : v, sh.-r         | : 10               |
| 4                                     | 0.3   | 16.4 | NNW : N  | N : NW          | 1.3                             | 0.0    | 0.01                               | 172    | 10                  | : 10                  | 10, glm, r                     | : 10               |                    |
| 5                                     | 1.6   | 16.4 | NNW : N : NNE                                      | NNE : SE : S    | 1.0                             | 0.0    | 0.01                               | 154    | 10                  | : 10                  | 10                             | : v                | : 10               |
| 6                                     | 4.9   | 16.4 | SW : NNW   | Variable : Calm | 0.6                             | 0.0    | 0.02                               | 132    | 10                  | : o                   | 6, li.-cl                      | : v, li.-cl        | : o                |
| 7                                     | 7.9   | 16.3 | SE : Calm : SW                                     | SW : SSW : S    | 0.9                             | 0.0    | 0.00                               | 129    | o                   | : o                   | v, li.-cl                      | : o                |                    |
| 8                                     | 13.4  | 16.3 | SSW  | SSW : SW        | 1.0                             | 0.0    | 0.02                               | 187    | o                   | : o                   | o                              | : o                | : 1, li.-cl        |
| 9                                     | 6.9   | 16.3 | SW : WSW   | SW : WSW        | 4.9                             | 0.0    | 0.18                               | 313    | v, li.-cl           | : v, li.-cl, so.-ha   | 7, cu.-s, li.-cl               | : 3, li.-cl        | : o                |
| 10                                    | 7.5   | 16.3 | SW : WSW : W                                       | WSW : SW        | 1.5                             | 0.0    | 0.09                               | 279    | 10                  | : 4, li.-cl           | o                              | : o                | : p.-cl            |
| 11                                    | 6.3   | 16.2 | SW   | SW              | 4.5                             | 0.0    | 0.27                               | 259    | 10                  | : 10                  | 4, cu.-s, li.-cl               | : 10               |                    |
| 12                                    | 6.4   | 16.2 | SW : WSW : NW                                      | NW              | 7.0                             | 0.0    | 1.09                               | 499    | 10, fq.-shs, w      | : 7, cu.-s, li.-cl, w | 8, cu.-s, li.-cl               | : v, li.-cl        | : o                |
| 13                                    | 11.3  | 16.2 | W  | W : WSW : SW    | 3.3                             | 0.0    | 0.35                               | 364    | o                   | : o                   | 4, li.-cl                      | : 10               |                    |
| 14                                    | 7.4   | 16.1 | WSW : WNW  | WNW : W         | 6.5                             | 0.0    | 0.84                               | 463    | 10                  | : 7, cu.-s, li.-cl    | p.-cl                          | : 2, li.-cl        | : 1, li.-cl, s     |
| 15                                    | 2.8   | 16.1 | W  | W : WSW         | 2.2                             | 0.0    | 0.25                               | 324    | 1, li.-cl           | : p.-cl               | 10                             | : 10               | : v                |
| 16                                    | 0.0   | 16.1 | SW : SSW   | SW : SSW        | 1.9                             | 0.0    | 0.10                               | 234    | p.-cl               | : 10, slt.-r          | 10                             | : 10, slt.-r       | : 3, li.-cl        |
| 17                                    | 6.7   | 16.0 | S : SSW  | SSE : SW        | 1.3                             | 0.0    | 0.02                               | 185    | o, d                | : 5, ci.-cu, li.-cl   | v                              | : 10, shs.-r       |                    |
| 18                                    | 4.1   | 16.0 | SW : SSW   | S : E           | 2.0                             | 0.0    | 0.10                               | 217    | 10                  | : 7, cu.-s, li.-cl    | 10                             | : 10, hy.-r        |                    |
| 19                                    | 8.1   | 16.0 | S : SW   | SW : SSW        | 8.0                             | 0.0    | 0.69                               | 429    | 10                  | : 10, sh.-r           | v, li.-cl                      | : o                |                    |
| 20                                    | 1.0   | 15.9 | S : SSE  | SSW : SW : WSW  | 12.5                            | 0.0    | 0.85                               | 427    | p.-cl               | : 10, r               | 10, slt.-r, w                  | : v, shs.-r        |                    |
| 21                                    | 0.8   | 15.9 | SSW : S : SSE                                      | SW              | 3.4                             | 0.0    | 0.12                               | 265    | 10, li.-shs         | : 10, hy.-r           | 10, t.-sm, hy.-r               | : v, hy.-shs, l, t | : 3, cu.-s, li.-cl |
| 22                                    | 4.8   | 15.8 | SW : WSW   | NW : WSW        | 2.5                             | 0.0    | 0.14                               | 275    | 10                  | : v, cu.-s, li.-cl    | 7, cu.-s, li.-cl, hy.-sh, l, t | : 10               |                    |
| 23                                    | 6.4   | 15.8 | WSW : SW   | WSW : SSW       | 2.0                             | 0.0    | 0.18                               | 286    | 10                  | : v, cu.-s, li.-cl    | 3, cu, li.-cl                  | : v                |                    |
| 24                                    | 1.0   | 15.7 | SSE : SW   | SW : SSW        | 7.0                             | 0.0    | 0.97                               | 473    | 10, hy.-r           | : 10                  | 10                             | : 10               | : v                |
| 25                                    | 0.2   | 15.7 | SW : SSW   | SSW             | 3.0                             | 0.0    | 0.45                               | 378    | 10                  | : 10, oc.-r           | 10, oc.-r                      | : 10, hy.-sh       |                    |
| 26                                    | 1.5   | 15.7 | SW : SE  | SSE : SSW       | 1.5                             | 0.0    | 0.03                               | 200    | 10, slt.-r          | : 10                  | p.-cl                          | : 10               | : v, l             |
| 27                                    | 3.1   | 15.6 | SSW  | SSW             | 5.5                             | 0.0    | 0.33                               | 335    | 10                  | : 10                  | v, ci.-s, th.-cl               | : v, r             |                    |
| 28                                    | 0.0   | 15.6 | NNE  | N : NNW         | 0.7                             | 0.0    | 0.02                               | 196    | 10, c.-r            | : 10, c.-r            | 10, fq.-r                      | : 10, th.-r        |                    |
| 29                                    | 0.6   | 15.5 | NW : SW : NNW                                      | WNW : NNW : WSW | 0.4                             | 0.0    | 0.01                               | 160    | 10                  | : 10                  | 9, cu.-s, li.-cl               | : 10               |                    |
| 30                                    | 0.0   | 15.5 | N : SE   | Calm : S        | 0.0                             | 0.0    | 0.00                               | 87     | 10                  | : v, h                | 10                             | : 10, m            |                    |
| 31                                    | 2.2   | 15.4 | NNE  | NNE             | 1.7                             | 0.0    | 0.05                               | 224    | 10                  | : 10                  | v, cu.-s, li.-cl               | p.-cl              |                    |
| Means                                 | 4.5   | 16.0 | ...  | ...             | ...                             | ...    | 0.32                               | 288    |                     |                       |                                |                    |                    |
| Number of<br>Column for<br>Reference. | 19  | 20   | 21   | 22              | 23                              | 24     | 25                                 | 26     | 27                  |                       |                                |                    | 28                 |

The mean Temperature of Evaporation for the month was 57°·1, being 0°·7 lower than  
 The mean Temperature of the Dew Point for the month was 52°·4, being 1°·5 lower than  
 The mean Degree of Humidity for the month was 70·2, being 3·6 less than  
 The mean Elastic Force of Vapour for the month was 0<sup>in</sup>·394, being 0<sup>in</sup>·022 less than  
 The mean Weight of Vapour in a Cubic Foot of Air for the month was 4<sup>grs</sup>·4, being 0<sup>gr</sup>·2 less than  
 The mean Weight of a Cubic Foot of Air for the month was 526 grains, being 1 grain less than  
 The mean amount of Cloud for the month (a clear sky being represented by 0 and an overcast sky by 10) was 6·3.  
 The mean proportion of Sunshine for the month (constant sunshine being represented by 1) was 0·282. The maximum daily amount of Sunshine was 13·4 hours on July 8.  
 The highest reading of the Solar Radiation Thermometer was 144°·9 on July 8; and the lowest reading of the Terrestrial Radiation Thermometer was 42°·0 on July 7.  
 The mean daily distribution of Ozone for the 12 hours ending 9<sup>h</sup>. was 1·3; for the 6 hours ending 15<sup>h</sup>. was 0·1; and for the 6 hours ending 21<sup>h</sup>. was 0·5.  
 The Proportions of Wind referred to the cardinal points were N. 4, E. 2, S. 13, and W. 12.  
 The Greatest Pressure of the Wind in the month was 12·5 lbs. on the square foot on July 20. The mean daily Horizontal Movement of the Air for the month was 288 miles; the greatest daily value was 515 miles on July 2; and the least daily value was 87 miles on July 30.  
 Rain fell on 16 days in the month, amounting to 3<sup>in</sup>·388, as measured by gauge No. 6 partly sunk below the ground; being 0<sup>in</sup>·918 greater than the average fall for the 50 years, 1841-1890.



DAILY RESULTS OF THE METEOROLOGICAL OBSERVATIONS

Table with columns: MONTH and DAY, 1895; Phases of the Moon; BARO-METER; TEMPERATURE (Of the Air, Of Evaporation, Of the Dew Point); Difference between the Air Temperature and Dew Point Temperature; TEMPERATURE (Of Radiation); Degree of Humidity; Rain collected in Gauge No. 5; Daily Amount of Ozone; Electricity.

The results apply to the civil day.

The mean reading of the Barometer (Column 2) and the mean temperatures of the Air and Evaporation (Columns 6 and 8) are deduced from the photographic records. The average temperature (Column 7) is deduced from the 50 years' observations, 1841-1890. The temperature of the Dew Point (Column 9) and the Degree of Humidity (Column 13) are deduced from the corresponding temperatures of the Air and Evaporation by means of Glaisher's Hygrometrical Tables. The mean difference between the Air and Dew Point Temperatures (Column 10) is the difference between the numbers in Columns 6 and 9, and the Greatest and Least Differences (Columns 11 and 12) are deduced from the 24 hourly photographic measures of the Dry-bulb and Wet-bulb Thermometers.

The values given in Columns 3, 4, 5, 14, and 15 are derived from eye-readings of self-registering thermometers.

The mean reading of the Barometer for the month was 29.748, being 0.034 lower than the average for the 50 years, 1841-1890.

TEMPERATURE OF THE AIR.

The highest in the month was 82.2 on August 19; the lowest in the month was 45.7 on August 25; and the range was 36.5. The mean of all the highest daily readings in the month was 73.0, being 0.2 higher than the average for the 50 years, 1841-1890. The mean of all the lowest daily readings in the month was 53.7, being 0.7 higher than the average for the 50 years, 1841-1890. The mean of the daily ranges was 19.3, being 0.5 less than the average for the 50 years, 1841-1890. The mean for the month was 62.1, being 0.4 higher than the average for the 50 years, 1841-1890.

| MONTH<br>and<br>DAY,<br>1895.         | Daily Duration of Sunshine. |        | WIND AS DEDUCED FROM SELF-REGISTERING ANEMOMETERS. |                |                                 |        |   |        | CLOUDS AND WEATHER. |                                   |                          |                                |
|---------------------------------------|-----------------------------|--------|--|----------------|---------------------------------|--------|---|--------|---------------------|-----------------------------------|--------------------------|--------------------------------|
|                                       | Sun<br>above<br>Horizon.    | hours. | OSLER'S.   |                |                                 |        | ROBIN-<br>SON'S.                        |        |                     |                                   |                          |                                |
|                                       |                             |        | General Direction.                                 |                | Pressure on the<br>Square Foot. |        | Horizontal Movement<br>of the Air.      |        |                     |                                   |                          |                                |
|                                       |                             |        | A.M.   | P.M.           | Greatest.                       | Least. | Mean<br>of<br>44<br>Hourly<br>Measures. | miles. | A.M.                | P.M.                              |                          |                                |
| Aug. 1                                | 4.8                         | 15.3   | NNE : NE   | SE : E : S     | 0.3                             | 0.0    | 0.01                                    | 110    | p.-cl, d, m         | : 1, li.-cl, h                    | 10, th.-cl, so.-ha       | : 10, sh.-r                    |
| 2                                     | 4.3                         | 15.3   | S : SSW  | SSW : SW       | 3.4                             | 0.0    | 0.22                                    | 289    | 10, shs.-r          | : 10, slt.-r                      | v, li.-cl, sh.-r         | : v, li.-cl : v, shs.-r        |
| 3                                     | 0.1                         | 15.2   | SSW  | SSW : S : SSE  | 3.8                             | 0.0    | 0.16                                    | 300    | v, shs.-r           | : 10, oc.-slt.-r                  | 10, shs.-r               | : 10, hy.-r                    |
| 4                                     | 6.5                         | 15.2   | WSW  | SW : WSW       | 2.7                             | 0.0    | 0.12                                    | 274    | v, shs.-r           | : 5, cu, li.-cl                   | v, hy.-shs, t            | : v                            |
| 5                                     | 3.4                         | 15.1   | SW : WSW   | SW : SSW : S   | 3.5                             | 0.0    | 0.40                                    | 355    | 10                  | : v, cu.-s, li.-cl                | 10                       | : 10, hy.-shs, t : 10, oc.-r   |
| 6                                     | 1.8                         | 15.1   | SW : W   | WSW : SW       | 5.6                             | 0.0    | 0.68                                    | 431    | 10, shs.-r          | : 10                              | v, t.-sm, hy.-r          | : v, li.-cl                    |
| 7                                     | 4.9                         | 15.0   | SW : WSW   | WSW : SW       | 2.7                             | 0.0    | 0.15                                    | 267    | v                   | : p.-cl : 3, cu.-s, li.-cl, hy.-r | 5, cu.-s, li.-cl, slt.-r | : 3, li.-cl : v                |
| 8                                     | 6.6                         | 15.0   | SW   | SW : SSW : ESE | 2.3                             | 0.0    | 0.06                                    | 188    | o, m, d             | : 1, cu.-s, ci.-s                 | v, cu.-s, th.-cl         | : 10 : 10, hy.-r               |
| 9                                     | 4.2                         | 14.9   | S : SW   | SW : SSW       | 3.3                             | 0.0    | 0.51                                    | 341    | 10, r               | : 10 : 10, slt.-r                 | v, li.-cl                | : 10, slt.-r                   |
| 10                                    | 2.3                         | 14.9   | SSW  | S : SE         | 8.5                             | 0.0    | 0.08                                    | 171    | 10                  | : 10                              | 10, slt.-r               | : p.-cl : v, t.-sm, hy.-r      |
| 11                                    | 10.1                        | 14.8   | WSW  | SSW            | 8.9                             | 0.0    | 1.12                                    | 442    | o                   | : o : 10, r, w                    | 2, li.-cl                | : o : o                        |
| 12                                    | 8.4                         | 14.7   | SSW  | S              | 3.5                             | 0.0    | 0.43                                    | 350    | o                   | : o : v, hy.-r                    | v, li.-cl                | : 1, li.-cl                    |
| 13                                    | 0.1                         | 14.7   | S : SE : ESE                                       | W : SW         | 2.5                             | 0.0    | 0.28                                    | 277    | 10                  | : 10, hy.-r                       | 10, fq.-r, t             | : p.-cl, slt.-r : o            |
| 14                                    | 4.6                         | 14.6   | SSW : SW : WSW                                     | WSW : W        | 3.0                             | 0.0    | 0.40                                    | 335    | 10                  | : 5, cu.-s, li.-cl                | 10                       | : v, r : v, li.-cl             |
| 15                                    | 0.7                         | 14.6   | WSW : SW   | NNW : S        | 0.1                             | 0.0    | 0.00                                    | 121    | 2, li.-cl           | : v, li.-cl                       | p.-cl                    | : 10 : v                       |
| 16                                    | 0.0                         | 14.5   | Calm : S   | SE             | 0.0                             | 0.0    | 0.00                                    | 90     | 10                  | : 10                              | 10, t                    | : 10                           |
| 17                                    | 9.0                         | 14.4   | SE   | SE : ESE       | 0.7                             | 0.0    | 0.00                                    | 121    | p.-cl, d            | : 10 : 3, th.-cl, so.-ha          | 2, li.-cl, ci            | : o                            |
| 18                                    | 10.9                        | 14.4   | ESE : Calm   | SE             | 1.1                             | 0.0    | 0.02                                    | 120    | o, d                | : 2, li.-cl                       | 2, li.-cl                | : 3, li.-cl : o                |
| 19                                    | 10.5                        | 14.3   | Calm : SW  | SW : SSW       | 1.0                             | 0.0    | 0.04                                    | 142    | o, d                | : o                               | 1, li.-cl                | : o : v, li.-cl                |
| 20                                    | 5.3                         | 14.3   | SW   | WSW : SW       | 0.7                             | 0.0    | 0.04                                    | 168    | o, hy.-d            | : 10                              | v, li.-cl                | : v, li.-cl : o                |
| 21                                    | 12.2                        | 14.2   | SW   | SSW : SSE      | 0.9                             | 0.0    | 0.04                                    | 159    | o, hy.-d            | : o : 1, li.-cl                   | 2, li.-cl                | : o                            |
| 22                                    | 3.5                         | 14.1   | Variable : Calm                                    | S : SSW        | 2.5                             | 0.0    | 0.11                                    | 182    | o                   | : 10, t : p.-cl, hy.-shs, t       | v, cu.-s, li.-cl         | : 2, li.-cl : v, t.-sm, hy.-sh |
| 23                                    | 8.9                         | 14.1   | SW : SSW   | SSW            | 4.0                             | 0.0    | 0.46                                    | 318    | 10                  | : 10 : v, li.-cl                  | v, li.-cl                | : p.-cl : o                    |
| 24                                    | 5.4                         | 14.0   | SSW : SW : WSW                                     | W : WNW : NW   | 2.0                             | 0.0    | 0.16                                    | 294    | o, d                | : o : 7, cu.-s, li.-cl            | 8, cu.-s, li.-cl         | : 3, li.-cl : o                |
| 25                                    | 6.3                         | 13.9   | NW : SW  | WSW : SSW      | 1.5                             | 0.0    | 0.16                                    | 244    | o, d                | : o : 2, li.-cl, slt.-h           | v, li.-cl                | : 10 : 10                      |
| 26                                    | 0.5                         | 13.9   | SSW  | SW : SSW       | 5.8                             | 0.0    | 0.55                                    | 381    | 10, shs.-r          | : 10, r : 10, fq.-r               | 10, oc.-slt.-r           | : v, li.-cl : 1, li.-cl        |
| 27                                    | 5.3                         | 13.8   | SSW  | SSW : SW : WSW | 11.0                            | 0.0    | 1.20                                    | 507    | 10                  | : 10                              | 7, cu.-s, li.-cl, w      | : 3, li.-cl : o                |
| 28                                    | 9.8                         | 13.8   | SW : WSW   | SW : SSW       | 2.7                             | 0.0    | 0.18                                    | 306    | o, hy.-d            | : 3, li.-cl                       | 2, li.-cl                | : 1, li.-cl : o, d             |
| 29                                    | 11.6                        | 13.7   | SW   | SW : SSW       | 3.4                             | 0.0    | 0.35                                    | 350    | p.-cl               | : o : 1, li.-cl                   | 1, li.-cl                | : o : 1, li.-cl                |
| 30                                    | 10.3                        | 13.7   | SW : WSW   | W : WSW        | 7.3                             | 0.0    | 0.76                                    | 426    | o, d                | : 10 : 1, li.-cl                  | 2, li.-cl, w             | : o : o                        |
| 31                                    | 7.7                         | 13.6   | WSW  | W : SW         | 1.3                             | 0.0    | 0.05                                    | 231    | o, d                | : o : 2, cu.-s, li.-cl, h         | 3, li.-cl, slt.-h        | : o, slt.-h : o                |
| Means                                 | 5.8                         | 14.5   | ...  | ...            | ...                             | ...    | 0.28                                    | 267    |                     |                                   |                          |                                |
| Number of<br>Column for<br>Reference. | 19                          | 20     | 21   | 22             | 23                              | 24     | 25                                      | 26     | 27                  |                                   |                          | 28                             |

The mean *Temperature of Evaporation* for the month was 57°·9, being 0°·3 higher than  
 The mean *Temperature of the Dew Point* for the month was 54°·3, being 0°·1 higher than  
 The mean *Degree of Humidity* for the month was 76·2, being 0·6 less than  
 The mean *Elastic Force of Vapour* for the month was 0<sup>in</sup>·422, being 0<sup>in</sup>·001 greater than  
 The mean *Weight of Vapour in a Cubic Foot of Air* for the month was 4<sup>grs</sup>·7, being the same as  
 The mean *Weight of a Cubic Foot of Air* for the month was 527 grains, being 1 grain less than  
 The mean amount of *Cloud* for the month (a clear sky being represented by 0 and an overcast sky by 10) was 5·2.  
 The mean proportion of *Sunshine* for the month (constant sunshine being represented by 1) was 0·401. The maximum daily amount of *Sunshine* was 12·2 hours on August 21.  
 The highest reading of the *Solar Radiation Thermometer* was 140°·2 on August 19; and the lowest reading of the *Terrestrial Radiation Thermometer* was 41°·3 on August 25.  
 The mean daily distribution of *Ozone* for the 12 hours ending 9<sup>h</sup> was 1·4; for the 6 hours ending 15<sup>h</sup> was 0·1; and for the 6 hours ending 21<sup>h</sup> was 0·3.  
 The *Proportions of Wind* referred to the cardinal points were N. 0, E. 3, S. 16, and W. 11. One day was calm.  
 The *Greatest Pressure of the Wind* in the month was 11·0 lbs. on the square foot on August 27. The mean daily *Horizontal Movement of the Air* for the month was 267 miles; the greatest daily value was 507 miles on August 27; and the least daily value was 90 miles on August 16.  
*Rain* fell on 15 days in the month, amounting to 2<sup>in</sup>·142, as measured by gauge No. 6 partly sunk below the ground; being 0<sup>in</sup>·208 less than the average fall for the 50 years, 1841-1890.

} the average for the 50 years, 1841-1890.

DAILY RESULTS OF THE METEOROLOGICAL OBSERVATIONS

Table with columns: MONTH and DAY, 1895; Phases of the Moon; BAROMETER; TEMPERATURE (Of the Air, Of Evaporation, Of the Dew Point, Of Radiation); Difference between the Air Temperature and Dew Point Temperature; Degree of Humidity; Rain collected in Gauge; Daily Amount of Ozone; Electricity.

The results apply to the civil day.

The mean reading of the Barometer (Column 2) and the mean temperatures of the Air and Evaporation (Columns 6 and 8) are deduced from the photographic records. The average temperature (Column 7) is deduced from the 50 years' observations, 1841-1890. The temperature of the Dew Point (Column 9) and the Degree of Humidity (Column 13) are deduced from the corresponding temperatures of the Air and Evaporation by means of Glaisher's Hygrometrical Tables. The mean difference between the Air and Dew Point Temperatures (Column 10) is the difference between the numbers in Columns 6 and 9, and the Greatest and Least Differences (Columns 11 and 12) are deduced from the 24 hourly photographic measures of the Dry-bulb and Wet-bulb Thermometers.

The values given in Columns 3, 4, 5, 14, and 15 are derived from eye-readings of self-registering thermometers.

The mean reading of the Barometer for the month was 29.978, being 0.172 higher than the average for the 50 years, 1841-1890.

TEMPERATURE OF THE AIR.

The highest in the month was 87.3 on September 24; the lowest in the month was 41.2 on September 14; and the range was 46.1. The mean of all the highest daily readings in the month was 75.4, being 8.1 higher than the average for the 50 years, 1841-1890. The mean of all the lowest daily readings in the month was 51.3, being 2.2 higher than the average for the 50 years, 1841-1890. The mean of the daily ranges was 24.1, being 5.9 greater than the average for the 50 years, 1841-1890. The mean for the month was 61.9, being 4.7 higher than the average for the 50 years, 1841-1890.

| MONTH<br>and<br>DAY,<br>1895.   | Daily Duration of Sunshine.<br>Sun above Horizon. |      | WIND AS DEDUCED FROM SELF-REGISTERING ANEMOMETERS. |                 |      |     |                              |        |                             |                                 | CLOUDS AND WEATHER.    |              |                  |                      |            |                       |      |                 |    |
|---------------------------------|---|------|--|-----------------|------|-----|------------------------------|--------|-----------------------------|---------------------------------|------------------------|--------------|------------------|----------------------|------------|-----------------------|------|-----------------|----|
|                                 |   |      | OSLER'S.   |                 |      |     | ROBINSON'S.                  |        |                             |                                 |                        |              |                  |                      |            |                       |      |                 |    |
|                                 |   |      | General Direction.                                 |                 |      |     | Pressure on the Square Foot. |        |                             |                                 | A.M.                   |              | P.M.             |                      |            |                       |      |                 |    |
|                                 |   |      | A.M.   |                 | P.M. |     | Greatest.                    | Least. | Mean of 24 Hourly Measures. | Horizontal Movement of the Air. |                        |              |                  |                      |            |                       |      |                 |    |
| Sept. 1                         | 11.6  | 13.5 | SW : SSW   | S : ESE         | 0.6  | 0.0 | 0.00                         | 131    | o, hy.-d                    | :                               | o                      | o            | :                | v, slt.-r            |            |                       |      |                 |    |
| 2                               | 10.9  | 13.4 | E : SE : S   | SSW : SW : WSW  | 3.3  | 0.0 | 0.18                         | 235    | 10                          | :                               | o, slt.-m              | o            | :                | o                    |            |                       |      |                 |    |
| 3                               | 7.8   | 13.4 | Calm : SW  | ESE : ENE : SSW | 1.6  | 0.0 | 0.05                         | 139    | o, hy.-d                    | :                               | o, f                   | :            | 1, li.-cl        | 1, li.-cl, so.-ha :  | 1, li.-cl  | :                     | v    |                 |    |
| 4                               | 5.1   | 13.3 | SW : NW  | SW : WSW        | 2.1  | 0.0 | 0.06                         | 217    | 10                          | :                               | 10                     | v, li.-cl    | :                | o                    |            |                       |      |                 |    |
| 5                               | 10.5  | 13.2 | S : SSW  | SSW : SW        | 2.3  | 0.0 | 0.14                         | 246    | o, hy.-d                    | :                               | o                      | 1, li.-cl    | :                | v, li.-cl            | :          | p.-cl, th.-cl, lu.-ha |      |                 |    |
| 6                               | 2.1   | 13.2 | SSW : SW   | S : ESE : E     | 0.2  | 0.0 | 0.00                         | 115    | 10                          | :                               | 10                     | p.-cl        | :                | 10                   | :          | 10, slt.-r            |      |                 |    |
| 7                               | 6.3   | 13.1 | ESE : SW   | WSW : NW : NNW  | 12.0 | 0.0 | 0.07                         | 161    | 10                          | :                               | 10, t.-sm, hy.-r, hl : | v            | :                | v, li.-cl            | :          | o                     | :    | p.-cl           |    |
| 8                               | 8.0   | 13.0 | NNE : NE   | E : ESE         | 0.6  | 0.0 | 0.02                         | 180    | v, li.-cl, d                | :                               | 2, li.-cl              | o            | :                | o                    | :          | o                     | :    | o               |    |
| 9                               | 9.5   | 13.0 | ESE : E  | E : SE          | 1.0  | 0.0 | 0.02                         | 130    | o, hy.-d                    | :                               | o, f                   | :            | o                | :                    | o          | :                     | o    | :               | o  |
| 10                              | 0.9   | 12.9 | S : WSW  | SW              | 2.8  | 0.0 | 0.23                         | 275    | p.-cl                       | :                               | 10                     | :            | 8, th.-cl        | 10, th.-cl, so.-ha : | 10, slt.-r | :                     | v, r |                 |    |
| 11                              | 7.6   | 12.9 | SW : WSW   | WSW             | 6.7  | 0.0 | 1.10                         | 472    | o, d                        | :                               | o                      | :            | v, shs.-r, w     | v, w                 | :          | v, li.-cl             | :    | o               |    |
| 12                              | 1.6   | 12.8 | WSW : W  | W               | 3.0  | 0.0 | 0.40                         | 365    | p.-cl, d                    | :                               | p.-cl                  | :            | 10               | 10                   | :          | 10                    | :    | o               |    |
| 13                              | 4.2   | 12.7 | W : NNW  | N : NW : SW     | 1.1  | 0.0 | 0.07                         | 201    | 10                          | :                               | 4, li.-cl              | 3, li.-cl, h | :                | o, slt.-f            |            |                       |      |                 |    |
| 14                              | 7.6   | 12.7 | Calm : NE  | NE : S          | 0.0  | 0.0 | 0.00                         | 76     | o, hy.-d, slt.-f            | :                               | o, slt.-f              | :            | 2, li.-cl, h     | o, h                 | :          | o, slt.-m             | :    | o, slt.-m       |    |
| 15                              | 1.3   | 12.6 | S : SW   | NNE : E : SSE   | 0.0  | 0.0 | 0.00                         | 115    | p.-cl, hy.-d                | :                               | o                      | :            | 10, f, m         | 10                   | :          | o                     | :    | o               |    |
| 16                              | 5.0   | 12.6 | SSW : SW   | WSW : SW        | 0.1  | 0.0 | 0.00                         | 142    | o, hy.-d                    | :                               | 10                     | :            | v, slt.-f        | o, h                 | :          | o, d                  | :    | o               |    |
| 17                              | 2.5   | 12.5 | SW   | SW : SSW        | 3.0  | 0.0 | 0.08                         | 237    | 10                          | :                               | 10, f                  | :            | 10               | 6, th.-cl            | :          | 3, li.-cl             | :    | o, d            |    |
| 18                              | 8.5   | 12.4 | SW : SSW   | SW              | 2.8  | 0.0 | 0.23                         | 305    | 10                          | :                               | 10                     | :            | o                | o                    | :          | o, d                  | :    | o               |    |
| 19                              | 0.0   | 12.3 | SW   | N : NNE         | 0.5  | 0.0 | 0.01                         | 141    | o                           | :                               | 10                     | :            | 10, f, glm, m.-r | 10, m                | :          | 10                    | :    | o               |    |
| 20                              | 6.8   | 12.3 | NNE : ENE  | ESE : E         | 1.6  | 0.0 | 0.07                         | 177    | o, hy.-d, slt.-f            | :                               | v, li.-cl              | v, li.-cl    | :                | o                    | :          | o                     | :    | o               |    |
| 21                              | 6.4   | 12.2 | E : NE   | ENE             | 3.7  | 0.0 | 0.15                         | 180    | o, hy.-d                    | :                               | 10, slt.-f             | :            | 4, li.-cl        | o                    | :          | o                     | :    | o               |    |
| 22                              | 8.9   | 12.2 | NE : ENE   | E               | 0.9  | 0.0 | 0.04                         | 158    | o, f, hy.-d                 | :                               | o                      | o            | :                | o, d                 |            |                       |      |                 |    |
| 23                              | 6.9   | 12.1 | NE : Calm  | E : ESE         | 0.2  | 0.0 | 0.00                         | 71     | f                           | :                               | f                      | :            | o, slt.-f        | o                    | :          | o                     | :    | o               |    |
| 24                              | 7.8   | 12.0 | E : NE : Calm                                      | SSW : ESE       | 0.4  | 0.0 | 0.00                         | 113    | p.-cl, hy.-d                | :                               | o, slt.-f              | :            | o                | 1, li.-cl            | :          | 1, li.-cl, l          | :    | o, l            |    |
| 25                              | 8.2   | 11.9 | Variable : Calm                                    | WSW : SSW       | 1.4  | 0.0 | 0.03                         | 143    | 10                          | :                               | tk.-f                  | :            | o                | o                    | :          | o                     | :    | o, slt.-m, d    |    |
| 26                              | 8.2   | 11.9 | Calm : ENE   | ESE : E         | 1.2  | 0.0 | 0.09                         | 161    | o                           | :                               | o, f                   | :            | o                | o                    | :          | o                     | :    | o               |    |
| 27                              | 7.9   | 11.8 | E : ENE  | E : ESE         | 1.4  | 0.0 | 0.05                         | 171    | o, hy.-d                    | :                               | o, slt.-m              | o            | :                | 1, li.-cl            | :          | o                     | :    | o               |    |
| 28                              | 8.2   | 11.7 | E  | E : ENE         | 2.0  | 0.0 | 0.06                         | 183    | o, hy.-d                    | :                               | tk.-f                  | :            | o                | o                    | :          | o                     | :    | 5, li.-cl, d, m |    |
| 29                              | 8.1   | 11.7 | NE : ENE   | NE : ENE        | 2.4  | 0.0 | 0.10                         | 199    | o, hy.-d                    | :                               | tk.-f                  | :            | o                | o                    | :          | o, d                  | :    | o               |    |
| 30                              | 6.4   | 11.6 | NE : NNE   | E               | 1.3  | 0.0 | 0.05                         | 149    | f                           | :                               | 10, f                  | :            | v                | o                    | :          | o                     | :    | o, f            |    |
| Means                           | 6.5   | 12.6 | ...  | ...             | ...  | ... | 0.11                         | 186    |                             |                                 |                        |              |                  |                      |            |                       |      |                 |    |
| Number of Column for Reference. | 19  | 20   | 21   | 22              | 23   | 24  | 25                           | 26     |                             |                                 | 27                     |              |                  |                      |            |                       |      |                 | 28 |

The mean *Temperature of Evaporation* for the month was 57°·6, being 3°·4 higher than  
 The mean *Temperature of the Dew Point* for the month was 53°·9, being 2°·5 higher than  
 The mean *Degree of Humidity* for the month was 75·7, being 5·1 less than  
 The mean *Elastic Force of Vapour* for the month was 0<sup>in</sup>·416, being 0<sup>in</sup>·037 greater than  
 The mean *Weight of Vapour in a Cubic Foot of Air* for the month was 4<sup>grs</sup>·6, being 0<sup>gr</sup>·4 greater than  
 The mean *Weight of a Cubic Foot of Air* for the month was 531 grains, being 2 grains less than  
 The mean amount of *Cloud* for the month (a clear sky being represented by 0 and an overcast sky by 10) was 2·6.  
 The mean proportion of *Sunshine* for the month (constant sunshine being represented by 1) was 0·517. The maximum daily amount of *Sunshine* was 11·6 hours on September 1.  
 The highest reading of the *Solar Radiation Thermometer* was 138°·2 on September 25; and the lowest reading of the *Terrestrial Radiation Thermometer* was 30°·8 on September 22.  
 The mean daily distribution of *Ozone* for the 12 hours ending 9<sup>h</sup>. was 0·6; for the 6 hours ending 15<sup>h</sup>. was 0·0; and for the 6 hours ending 21<sup>h</sup>. was 0·1.  
 The *Proportions of Wind* referred to the cardinal points were N. 3, E. 11, S. 8, and W. 7. One day was calm.  
 The *Greatest Pressure of the Wind* in the month was 12·0 lbs. on the square foot on September 7. The mean daily *Horizontal Movement of the Air* for the month was 186 miles; the greatest daily value was 472 miles on September 11; and the least daily value was 71 miles on September 23.  
*Rain* fell on 5 days in the month, amounting to 0<sup>in</sup>·930, as measured by gauge No. 6 partly sunk below the ground; being 1<sup>in</sup>·321 less than the average fall for the 50 years, 1841-1890.

the average for the 50 years, 1841-1890.

DAILY RESULTS OF THE METEOROLOGICAL OBSERVATIONS

Table with columns: MONTH and DAY, 1895; Phases of the Moon; BAROMETER; TEMPERATURE (Of the Air, Of Evaporation, Of the Dew Point, Difference between Air and Dew Point); TEMPERATURE (Of Radiation); Degree of Humidity; Rain collected in Gauge; Daily Amount of Ozone; Electricity.

The results apply to the civil day.

The mean reading of the Barometer (Column 2) and the mean temperatures of the Air and Evaporation (Columns 6 and 8) are deduced from the photographic records. The average temperature (Column 7) is deduced from the 50 years' observations, 1841-1890. The temperature of the Dew Point (Column 9) and the Degree of Humidity (Column 13) are deduced from the corresponding temperatures of the Air and Evaporation by means of Glaisher's Hygrometrical Tables. The mean difference between the Air and Dew Point Temperatures (Column 10) is the difference between the numbers in Columns 6 and 9, and the Greatest and Least Differences (Columns 11 and 12) are deduced from the 24 hourly photographic measures of the Dry-bulb and Wet-bulb Thermometers.

The values given in Columns 3, 4, 5, 14, and 15 are derived from eye-readings of self-registering thermometers.

The mean reading of the Barometer for the month was 29.671, being 0.0045 lower than the average for the 50 years, 1841-1890.

TEMPERATURE OF THE AIR.

The highest in the month was 75.8 on October 1; the lowest in the month was 27.4 on October 28; and the range was 48.4. The mean of all the highest daily readings in the month was 54.2, being 3.5 lower than the average for the 50 years, 1841-1890. The mean of all the lowest daily readings in the month was 39.6, being 3.7 lower than the average for the 50 years, 1841-1890. The mean of the daily ranges was 14.6, being 0.2 greater than the average for the 50 years, 1841-1890. The mean for the month was 46.8, being 3.2 lower than the average for the 50 years, 1841-1890.

| MONTH<br>and<br>DAY,<br>1895.   | Daily Duration of Sunshine. |                    | WIND AS DEDUCED FROM SELF-REGISTERING ANEMOMETERS. |               |                              |        |                             | CLOUDS AND WEATHER. |              |                             |                           |  |
|---------------------------------|-----------------------------|--------------------|--|---------------|------------------------------|--------|-----------------------------|---------------------|--------------|-----------------------------|---------------------------|--|
|                                 | hours.                      | Sun above Horizon. | OSLER'S.   |               | ROBINSON'S.                  |        |                             | A.M.                | P.M.         |                             |                           |  |
|                                 |                             |                    | General Direction.                                 |               | Pressure on the Square Foot. |        |                             |                     |              |                             |                           |  |
|                                 |                             |                    | A.M.   | P.M.          | Greatest.                    | Least. | Mean of 24 Hourly Measures. |                     |              |                             |                           |  |
| hours.                          | hours.                      |                    |  | lbs.          | lbs.                         | lbs.   | miles.                      |                     |              |                             |                           |  |
| Oct. 1                          | 5.2                         | 11.6               | Calm : SE  | S : SSW       | 3.7                          | 0.0    | 0.23                        | 214                 | tk.-f : 10   | : 7, ci.-cu, li.-cl         | 3, li.-cl                 | : v, oc.-slt.-r, lu.-ha                  |
| 2                               | 4.8                         | 11.5               | SSE : S : WSW                                      | WSW : SW      | 10.3                         | 0.0    | 1.41                        | 473                 | 10, r, w     | : 10                        | 3, cu.-s, li.-cl          | : 5, li.-cl : 0                          |
| 3                               | 2.5                         | 11.4               | SW : S   | WSW : SW      | 22.5                         | 0.0    | 1.50                        | 519                 | 0            | : 10                        | p.-cl, w                  | : v, li.-cl, st.-w                       |
| 4                               | 5.2                         | 11.4               | SW : WSW   | WNW : WSW     | 8.3                          | 0.0    | 1.00                        | 505                 | v, slt.-r    | : 10, shs.-r : v, li.-cl, w | v, hy.-sh                 | : v, sq, sh.-r : 0                       |
| 5                               | 0.3                         | 11.3               | S : SW   | SW : SSW      | 5.5                          | 0.0    | 0.39                        | 365                 | 0, d         | : 4, li.-cl, so.-ha : 10    | 10, r                     | : 10, w                                  |
| 6                               | 0.0                         | 11.2               | SW : WSW : W                                       | WSW : NNW     | 5.6                          | 0.0    | 0.20                        | 215                 | 10, hy.-r, w | : 10, c.-r                  | 10                        | : 10, st.-glm, sh.-r : 10                |
| 7                               | 5.1                         | 11.2               | WSW : SW   | SW : SSE      | 1.7                          | 0.0    | 0.10                        | 240                 | p.-cl, d     | : 2, li.-cl                 | v, li.-cl                 | : th.-cl, lu.-ha                         |
| 8                               | 0.0                         | 11.1               | ESE  | ENE : NNE     | 1.8                          | 0.0    | 0.09                        | 225                 | 10, r        | : 10                        | 10, slt.-r                | : 10, r                                  |
| 9                               | 0.1                         | 11.0               | SSE : NNW  | NW : W        | 4.2                          | 0.0    | 0.46                        | 274                 | 10, r        | : 10, slt.-r, glm           | 10                        | : 10                                     |
| 10                              | 0.0                         | 11.0               | W : NW   | NNW : NW      | 4.1                          | 0.0    | 0.21                        | 260                 | 10, shs.-r   | : 10                        | 10                        | : v : v                                  |
| 11                              | 1.5                         | 10.9               | SW : WSW : W                                       | WNW : W : WSW | 2.7                          | 0.0    | 0.31                        | 324                 | 0, hy.-d     | : 2, li.-cl : p.-cl         | v                         | : v : 10                                 |
| 12                              | 1.2                         | 10.9               | SW   | WSW : SW      | 6.8                          | 0.0    | 0.95                        | 453                 | 10           | : 10                        | 4, ci.-cu, li.-cl         | : 0                                      |
| 13                              | 0.0                         | 10.8               | WSW  | WSW : SW      | 2.8                          | 0.0    | 0.07                        | 236                 | 10           | : 3, li.-cl : 10            | 10                        | : 10                                     |
| 14                              | 3.4                         | 10.7               | SW : SSW   | SW : Calm     | 0.8                          | 0.0    | 0.01                        | 132                 | 10           | : v, li.-cl                 | v, li.-cl                 | : p.-cl : 10, slt.-f                     |
| 15                              | 1.7                         | 10.7               | SE : Calm  | SW            | 0.5                          | 0.0    | 0.01                        | 110                 | f            | : tk.-f : p.-cl, slt.-f     | 10                        | : 10, fq.-r : 10, oc.-r, slt.-f          |
| 16                              | 1.1                         | 10.6               | WSW : N  | N : NNW       | 4.0                          | 0.0    | 0.35                        | 316                 | 10, oc.-r    | : 10 : v                    | v, cu.-s, li.-cl          | : 0                                      |
| 17                              | 5.0                         | 10.5               | N  | NNE : NE      | 1.5                          | 0.0    | 0.14                        | 233                 | 0, hy.-d     | : 0 : 1, li.-cl             | 1, li.-cl                 | : 0, d                                   |
| 18                              | 0.5                         | 10.5               | Calm : NE  | E             | 0.4                          | 0.0    | 0.00                        | 99                  | v, f, ho.-fr | : v                         | v, cu.-s, li.-cl          | : v, li.-cl                              |
| 19                              | 0.0                         | 10.4               | E : NE   | E : ESE       | 0.0                          | 0.0    | 0.00                        | 89                  | v, d         | : 10                        | 10                        | : 10                                     |
| 20                              | 0.0                         | 10.3               | NE : Calm  | SSW : SW      | 0.0                          | 0.0    | 0.00                        | 70                  | 10           | : 10, slt.-f                | 10, f, glm                | : v, f : v, f                            |
| 21                              | 0.2                         | 10.3               | WSW : SSW  | SW : SSW      | 0.8                          | 0.0    | 0.00                        | 132                 | 10, tk.-f    | : 10, f : v, ci.-cu         | 10                        | : 10 : v, slt.-f                         |
| 22                              | 0.0                         | 10.2               | N : NNE  | N : NNE       | 6.1                          | 0.0    | 0.59                        | 325                 | 10           | : 10, slt.-r : 10, c.-r     | 10, c.-r, sc, w           | : 10, c.-r, w : 10, slt.-r, sc, w        |
| 23                              | 0.0                         | 10.2               | N  | NNE : N       | 4.9                          | 0.0    | 0.55                        | 381                 | 10, shs.-r   | : 10                        | 10                        | : 10                                     |
| 24                              | 3.5                         | 10.1               | NNW : WSW  | WSW : SW      | 1.1                          | 0.0    | 0.02                        | 209                 | 0, ho.-fr    | : 0, ho.-fr : 0, h          | v, li.-cl, h              | : 1, li.-cl : 1, li.-cl, l               |
| 25                              | 6.3                         | 10.0               | WSW  | WSW : SW      | 1.4                          | 0.0    | 0.05                        | 244                 | 0, ho.-fr    | : 1, li.-cl                 | 2, cu.-s, li.-cl          | : 2, li.-cl : 0, slt.-f, l               |
| 26                              | 0.0                         | 10.0               | SW : N   | N : NNW       | 1.9                          | 0.0    | 0.10                        | 180                 | 0, ho.-fr    | : 10, ho.-fr : 10, th.-cl   | 7, th.-cl, so.-ha, h      | : v, h : v, li.-cl                       |
| 27                              | 1.5                         | 9.9                | WSW : W  | WSW : Calm    | 0.9                          | 0.0    | 0.00                        | 153                 | 0, ho.-fr    | : v, m                      | v, m, f                   | : v, li.-cl, f, ho.-fr                   |
| 28                              | 5.5                         | 9.8                | Variable   | SW : S        | 0.4                          | 0.0    | 0.00                        | 193                 | v, f, ho.-fr | : 0, slt.-f                 | 1, li.-cl                 | : 2, li.-cl : 10, th.-cl, lu.-ha, slt.-f |
| 29                              | 0.0                         | 9.8                | NW   | NNW           | 2.7                          | 0.0    | 0.22                        | 235                 | 10, li.-shs  | : 10 : 10, glm, h           | v, ci.-cu, li.-cl, slt.-r | : 2, li.-cl                              |
| 30                              | 0.8                         | 9.7                | NNW : WSW  | WSW : SW      | 2.0                          | 0.0    | 0.20                        | 302                 | 0, ho.-fr    | : 0, f : 0, slt.-f          | v, li.-cl, ci.-cu         | : p.-cl, li.-cl : 0, lu.-ha, h           |
| 31                              | 0.0                         | 9.7                | SSW  | SSW : SE      | 2.3                          | 0.0    | 0.20                        | 261                 | 10, shs.-r   | : 10, slt.-sh : 10, oc.-shs | v, th.-cl, cu.-s, li.-sc  | : 10, fq.-r : 10, shs.-r                 |
| Means                           | 1.8                         | 10.6               | ...  | ...           | ...                          | ...    | 0.30                        | 257                 |              |                             |                           |  |
| Number of Column for Reference. | 19                          | 20                 | 21   | 22            | 23                           | 24     | 25                          | 26                  | 27           |                             | 28                        |  |

The mean Temperature of Evaporation for the month was 44°6, being 3°4 lower than  
 The mean Temperature of the Dew Point for the month was 42°0, being 3°9 lower than  
 The mean Degree of Humidity for the month was 83.5, being 2.1 less than  
 The mean Elastic Force of Vapour for the month was 0.11267, being 0.00042 less than  
 The mean Weight of Vapour in a Cubic Foot of Air for the month was 3.578.1, being 0.57.4 less than  
 The mean Weight of a Cubic Foot of Air for the month was 542 grains, being 3 grains greater than  
 The mean amount of Cloud for the month (a clear sky being represented by 0 and an overcast sky by 10) was 6.5.  
 The mean proportion of Sunshine for the month (constant sunshine being represented by 1) was 0.169. The maximum daily amount of Sunshine was 6.3 hours on October 25.  
 The highest reading of the Solar Radiation Thermometer was 134°2 on October 1; and the lowest reading of the Terrestrial Radiation Thermometer was 20°0 on October 26.  
 The mean daily distribution of Ozone for the 12 hours ending 9h. was 0.9; for the 6 hours ending 15h. was 0.1; and for the 6 hours ending 21h. was 0.1.  
 The Proportions of Wind referred to the cardinal points were N. 7, E. 3, S. 9, and W. 11. One day was calm.  
 The Greatest Pressure of the Wind in the month was 22.5 lbs. on the square foot on October 3. The mean daily Horizontal Movement of the Air for the month was 257 miles; the greatest daily value was 519 miles on October 3; and the least daily value was 70 miles on October 20.  
 Rain fell on 15 days in the month, amounting to 2.11.691, as measured by gauge No. 6 partly sunk below the ground; being 0.11.120 less than the average fall for the 50 years, 1841-1890.

the average for the 50 years, 1841-1890.

DAILY RESULTS OF THE METEOROLOGICAL OBSERVATIONS

Table with columns: MONTH and DAY, 1895; Phases of the Moon; BARO-METER; TEMPERATURE (Of the Air, Of Evaporation, Of the Dew Point, Difference between Air and Dew Point, Of Radiation); Degree of Humidity; Rain collected; Daily Amount of Ozone; Electricity.

The results apply to the civil day.

The mean reading of the Barometer (Column 2) and the mean temperatures of the Air and Evaporation (Columns 6 and 8) are deduced from the photographic records. The average temperature (Column 7) is deduced from the 50 years' observations, 1841-1890. The temperature of the Dew Point (Column 9) and the Degree of Humidity (Column 13) are deduced from the corresponding temperatures of the Air and Evaporation by means of Glaisher's Hygrometrical Tables. The mean difference between the Air and Dew Point Temperatures (Column 10) is the difference between the numbers in Columns 6 and 9, and the Greatest and Least Differences (Columns 11 and 12) are deduced from the 24 hourly photographic measures of the Dry-bulb and Wet-bulb Thermometers.

The values given in Columns 3, 4, 5, 14, and 15 are derived from eye-readings of self-registering thermometers.

The mean reading of the Barometer for the month was 29.719, being 0.0025 lower than the average for the 50 years, 1841-1890.

TEMPERATURE OF THE AIR.

The highest in the month was 64.0 on November 16; the lowest in the month was 32.5 on November 26; and the range was 31.5. The mean of all the highest daily readings in the month was 52.6, being 3.8 higher than the average for the 50 years, 1841-1890. The mean of all the lowest daily readings in the month was 41.5, being 3.9 higher than the average for the 50 years, 1841-1890. The mean of the daily ranges was 11.2, being 0.1 less than the average for the 50 years, 1841-1890. The mean for the month was 47.4, being 4.2 higher than the average for the 50 years, 1841-1890.

| MONTH<br>and<br>DAY,<br>1895.   | Daily Duration of Sunshine. |        | WIND AS DEDUCED FROM SELF-REGISTERING ANEMOMETERS. |                 |                              |        |                             | ROBINSON'S.                     |   | CLOUDS AND WEATHER.  |  |
|---------------------------------|-----------------------------|--------|--|-----------------|------------------------------|--------|-----------------------------|---------------------------------|---|--|--|
|                                 | Sun above Horizon.          | hours. | OSLER'S.   |                 | Pressure on the Square Foot. |        |                             | Horizontal Movement of the Air. | A.M.  | P.M.   |  |
|                                 |                             |        | General Direction.                                 |                 | Greatest.                    | Least. | Mean of 24 Hourly Measures. |                                 |   |  |  |
|                                 |                             |        | A.M.   | P.M.            |                              |        |                             |                                 |   |  |  |
| Nov. 1                          | 3.7                         | 9.6    | E : ESE  | ESE : E         | 1.1                          | 0.0    | 0.01                        | 133                             | v, slt.-f : tk.-f, v, li.-cl                  | v, ci.-cu, li.-cl : 1, li.-cl : p.-cl, f                       |  |
| 2                               | 0.5                         | 9.5    | ENE : E  | E : ESE         | 4.4                          | 0.0    | 0.28                        | 204                             | p.-cl, f : p.-cl                              | 8, ci.-cu : v, ci.-cu : v, li.-cl, slt.-f                      |  |
| 3                               | 0.0                         | 9.5    | E : ESE  | SE : S          | 0.1                          | 0.0    | 0.00                        | 118                             | 10, slt.-f : 10                               | 10, fq.-r, sc : 10, shs.-r                                     |  |
| 4                               | 0.0                         | 9.4    | S  | SSE : SW : WSW  | 5.6                          | 0.0    | 0.26                        | 223                             | v, shs.-r : 10, shs.-r, slt.-f : 10, fq.-r    | 10, c.-r : v, hy.-sh : v                                       |  |
| 5                               | 0.0                         | 9.4    | WSW : ENE  | SW : SSW        | 17.0                         | 0.0    | 1.38                        | 341                             | v, f : 10, tk.-f, oc.-r : 10, oc.-th.-r       | 8, th.-cl, sc : 10, g, r, sc : 10, st.-w, th.-r, sc            |  |
| 6                               | 1.8                         | 9.3    | SW   | SW              | 10.5                         | 0.0    | 2.62                        | 697                             | v, w : 4, li.-cl, st.-w                       | v, cu.-s, li.-cl, w, so.-ha : 10 : v                           |  |
| 7                               | 0.0                         | 9.2    | SW   | WSW : W         | 6.5                          | 0.0    | 1.14                        | 468                             | 10, oc.-r : 10, fq.-r                         | 10, oc.-slt.-r, w : 10, oc.-slt.-r, w                          |  |
| 8                               | 0.0                         | 9.2    | W : WSW  | ESE : SSE : SSW | 1.1                          | 0.0    | 0.02                        | 189                             | 10, oc.-slt.-r : 10, oc.-slt.-r : 10, c.-r    | 10, c.-r : 10, oc.-slt.-r, slt.-f : 10, r                      |  |
| 9                               | 3.0                         | 9.1    | WSW : W  | W : SW          | 4.0                          | 0.0    | 0.33                        | 346                             | 10, fq.-r : 10, hy.-r : v, oc.-slt.-r, li.-cl | v, li.-cl : 0  |  |
| 10                              | 0.2                         | 9.1    | SSW  | SW : SSW        | 17.5                         | 0.0    | 1.75                        | 527                             | 0 : 10, w                                     | 10, w : 10, c.-r, st.-w  |  |
| 11                              | 3.8                         | 9.0    | SW : WSW   | WSW : SW        | 19.0                         | 0.0    | 1.55                        | 508                             | 10, hy.-r, st.-w : v : 2, ci.-cu, li.-cl      | 2, cu, cu.-s, li.-cl, sh.-r : v, fq.-hy.-shs, l : 10, l, fq.-r |  |
| 12                              | 0.3                         | 9.0    | WSW : SW : SSW                                     | SSW : SW        | 6.1                          | 0.0    | 0.34                        | 335                             | 10, hy.-sh : 10, c.-r                         | v, cu.-s, th.-cl : v : v, th.-cl                               |  |
| 13                              | 5.9                         | 8.9    | WSW : SW   | WSW : SW        | 6.2                          | 0.0    | 0.78                        | 440                             | 0 : 0   | 2, cu, ci.-cu, li.-cl : 0 : 0                                  |  |
| 14                              | 5.7                         | 8.9    | SSW : SW   | WSW             | 4.8                          | 0.0    | 0.63                        | 405                             | v, slt.-r : 10, v : 3, cu, li.-cl             | cu, cu.-s, li.-cl : v, sh.-r : 0                               |  |
| 15                              | 0.0                         | 8.8    | S : SSE  | S : SSW : SW    | 15.6                         | 0.0    | 1.50                        | 462                             | 0 : 9   | 10, r, w : 10, c.-r : 10, oc.-slt.-r, sc, st.-w                |  |
| 16                              | 5.3                         | 8.8    | SW : SSW   | SSW : SW        | 21.0                         | 0.0    | 3.74                        | 785                             | 10, shs.-r : 10, shs.-r : 1, li.-cl, st.-w    | v, st.-w, slt.-sh : 0, st.-w : 0                               |  |
| 17                              | 2.6                         | 8.7    | S : SW   | WSW             | 2.0                          | 0.0    | 0.12                        | 268                             | 10 : p.-cl : 9                                | v, li.-cl, slt.-r : 1, li.-cl : 0                              |  |
| 18                              | 6.8                         | 8.7    | SW : SE  | S : SE          | 0.1                          | 0.0    | 0.00                        | 156                             | 0, ho.-fr : 0, f : 0, f                       | 0 : 0 : 0, ho.-fr  |  |
| 19                              | 2.9                         | 8.6    | E : ESE  | SE              | 2.0                          | 0.0    | 0.14                        | 232                             | 0, ho.-fr : 0, slt.-f : v, li.-cl             | 8, cu.-s, li.-cl : 10, m.-r : 10                               |  |
| 20                              | 0.0                         | 8.6    | SE   | SSE : SE        | 2.1                          | 0.0    | 0.24                        | 252                             | 10 : 10                                       | 10, oc.-slt.-r : 10  |  |
| 21                              | 0.2                         | 8.5    | ESE : SE   | ESE : SE : SSE  | 0.6                          | 0.0    | 0.02                        | 148                             | v : 7, cu.-s, li.-cl                          | 3, ci.-cu, cu.-s, slt.-r : 10 : v, slt.-r                      |  |
| 22                              | 0.0                         | 8.5    | SSE : W  | W : NNW         | 2.4                          | 0.0    | 0.10                        | 222                             | p.-cl : 10, slt.-f : 10, slt.-f               | 10 : v, slt.-sh : 10, r  |  |
| 23                              | 0.0                         | 8.4    | W : N  | NNE : NE        | 13.0                         | 0.0    | 2.02                        | 597                             | 10, r : vv : 10, c.-r, st.-w, sn              | 10, st.-w, fq.-shs : 10, fq.-shs : 0, st.-w                    |  |
| 24                              | 0.1                         | 8.4    | NE   | NE : ENE        | 14.0                         | 0.0    | 2.63                        | 746                             | 0 : v : 10, w                                 | 10, st.-w : 10, st.-w  |  |
| 25                              | 0.0                         | 8.3    | ENE  | ENE : E         | 12.0                         | 0.0    | 2.14                        | 660                             | 10, w : 10, st.-w                             | 10, w : 10   |  |
| 26                              | 0.6                         | 8.3    | E : ESE  | ESE : S         | 3.5                          | 0.0    | 0.25                        | 260                             | 10 : 10                                       | 10 : 0 : v, sc, th.-cl, slt.-f, ho.-fr                         |  |
| 27                              | 0.0                         | 8.2    | E : ESE  | ESE             | 0.3                          | 0.0    | 0.00                        | 111                             | v, f : p.-cl, f : 10, fq.-r                   | 10, fq.-r : v, p.-cl, ci.-cu : 0, f                            |  |
| 28                              | 0.0                         | 8.2    | E : ESE : SE                                       | SE : S          | 0.3                          | 0.0    | 0.00                        | 133                             | 10, tk.-f : 10, tk.-f, slt.-r                 | 10, fq.-m.-r : 10, c.-r : 10                                   |  |
| 29                              | 0.0                         | 8.2    | S : SSE  | SSE : S         | 1.5                          | 0.0    | 0.09                        | 223                             | 10 : 10, fq.-m.-r                             | 10, c.-r : 10, fq.-r : 10, shs.-r                              |  |
| 30                              | 0.0                         | 8.1    | SSW : SW : WSW                                     | WNW             | 3.2                          | 0.0    | 0.39                        | 377                             | 10, oc.-slt.-r : 10, oc.-slt.-r               | 10, oc.-slt.-r : v : 0, lu.-ha                                 |  |
| Means                           | 1.4                         | 8.8    | ...  | ...             | ...                          | ...    | 0.82                        | 352                             |   |  |  |
| Number of Column for Reference. | 19                          | 20     | 21   | 22              | 23                           | 24     | 25                          | 26                              | 27  | 28   |  |

The mean *Temperature of Evaporation* for the month was 45°·7, being 4°·1 higher than  
 The mean *Temperature of the Dew Point* for the month was 43°·8, being 4°·1 higher than  
 The mean *Degree of Humidity* for the month was 88·1, being 0·6 greater than  
 The mean *Elastic Force of Vapour* for the month was 0·1286, being 0·0042 greater than  
 The mean *Weight of Vapour in a Cubic Foot of Air* for the month was 3·3, being 0·5 greater than  
 The mean *Weight of a Cubic Foot of Air* for the month was 543 grains, being 5 grains less than  
 The mean amount of *Cloud* for the month (a clear sky being represented by 0 and an overcast sky by 10) was 7·3.  
 The mean proportion of *Sunshine* for the month (constant sunshine being represented by 1) was 0·164. The maximum daily amount of *Sunshine* was 6·8 hours on November 18.  
 The highest reading of the *Solar Radiation Thermometer* was 101°·1 on November 16; and the lowest reading of the *Terrestrial Radiation Thermometer* was 26°·7 on November 27.  
 The mean daily distribution of *Ozone* for the 12 hours ending 9<sup>h</sup>. was 1·5; for the 6 hours ending 15<sup>h</sup>. was 0·0; and for the 6 hours ending 21<sup>h</sup>. was 0·6.  
 The *Proportions of Wind* referred to the cardinal points were N. 3, E. 9, S. 11, and W. 7.  
 The *Greatest Pressure of the Wind* in the month was 21·0 lbs. on the square foot on November 16. The mean daily *Horizontal Movement of the Air* for the month was 352 miles; the greatest daily value was 785 miles on November 16; and the least daily value was 111 miles on November 27.  
*Rain* fell on 20 days in the month, amounting to 2·1889, as measured by gauge No. 6 partly sunk below the ground; being 0·12623 greater than the average fall for the 50 years, 1841-1890.

the average for the 50 years, 1841-1890.



DAILY RESULTS OF THE METEOROLOGICAL OBSERVATIONS

Table with columns: MONTH and DAY, 1895; Phases of the Moon; BARO-METER; TEMPERATURE (Of the Air, Of Evaporation, Of the Dew Point, Difference between the Air Temperature and Dew Point Temperature); TEMPERATURE (Of Radiation); Degree of Humidity; Rain collected in Gauge; Daily Amount of Ozone; Electricity.

The results apply to the civil day.

The mean reading of the Barometer (Column 2) and the mean temperatures of the Air and Evaporation (Columns 6 and 8) are deduced from the photographic records. The average temperature (Column 7) is deduced from the 50 years' observations, 1841-1890. The temperature of the Dew Point (Column 9) and the Degree of Humidity (Column 13) are deduced from the corresponding temperatures of the Air and Evaporation by means of Glaisher's Hygrometrical Tables. The mean difference between the Air and Dew Point Temperatures (Column 10) is the difference between the numbers in Columns 6 and 9, and the Greatest and Least Differences (Columns 11 and 12) are deduced from the 24 hourly photographic measures of the Dry-bulb and Wet-bulb Thermometers.

The values given in Columns 3, 4, 5, 14, and 15 are derived from eye-readings of self-registering thermometers.

The mean reading of the Barometer for the month was 29.626, being 0.165 lower than the average for the 50 years, 1841-1890.

TEMPERATURE OF THE AIR.

The highest in the month was 56.0 on December 5; the lowest in the month was 25.5 on December 22; and the range was 30.5. The mean of all the highest daily readings in the month was 44.3, being 0.3 higher than the average for the 50 years, 1841-1890. The mean of all the lowest daily readings in the month was 35.6, being 0.8 higher than the average for the 50 years, 1841-1890. The mean of the daily ranges was 8.7, being 0.5 less than the average for the 50 years, 1841-1890. The mean for the month was 40.3, being 0.7 higher than the average for the 50 years, 1841-1890.

| MONTH<br>and<br>DAY,<br>1895.   | Daily Duration of Sunshine. | Sun above Horizon. | WIND AS DEDUCED FROM SELF-REGISTERING ANEMOMETERS. |                |                              |        |                             |                                 |                   | CLOUDS AND WEATHER.       |                          |                           |                   |           |  |      |  |
|---------------------------------|-----------------------------|--------------------|--|----------------|------------------------------|--------|-----------------------------|---------------------------------|-------------------|---------------------------|--------------------------|---------------------------|-------------------|-----------|--|------|--|
|                                 |                             |                    | OSLER'S.   |                |                              |        |                             |                                 | ROBIN-<br>SON'S.  |                           |                          |                           |                   |           |  |      |  |
|                                 |                             |                    | General Direction.                                 |                | Pressure on the Square Foot. |        |                             | Horizontal Movement of the Air. |                   |                           |                          |                           |                   | A.M.      |  | P.M. |  |
|                                 |                             |                    | A.M.   | P.M.           | Greatest.                    | Least. | Mean of 24 Hourly Measures. |                                 |                   |                           |                          |                           |                   |           |  |      |  |
| Dec. 1                          | 0.3                         | 8.1                | WSW : SW   | WSW            | 0.4                          | 0.0    | 0.02                        | 222                             | v                 | 2, th.-cl, slt.-f         | 2, th.-cl, so.-ha        | 1, th.-cl, lu.-co, lu.-ha | slt.-f            |           |  |      |  |
| 2                               | 2.4                         | 8.1                | WSW : SW   | WSW : SW : SSW | 2.1                          | 0.0    | 0.11                        | 262                             | 1, ho.-fr         | 0, ho.-fr                 | 5, th.-cl                | 8, oc.-slt.-r             | 6, li.-cl, lu.-ha |           |  |      |  |
| 3                               | 0.0                         | 8.0                | WSW : W  | WNW : WSW      | 3.6                          | 0.0    | 0.42                        | 395                             | 10                | 10, oc.-slt.-r            | 9, so.-ha                | v, lu.-ha                 | 0                 |           |  |      |  |
| 4                               | 0.0                         | 8.0                | WSW : SW   | WSW : SW       | 5.5                          | 0.0    | 1.10                        | 527                             | v, li.-cl         | 8, cu.-s, th.-cl          | 10, fq.-shs              | 10, shs.-r                |                   |           |  |      |  |
| 5                               | 0.0                         | 8.0                | SW : WSW   | WSW : W        | 23.7                         | 0.0    | 5.08                        | 1002                            | 10, w             | 8, sc, st.-w              | 10, sc, st.-w            | v, w                      |                   |           |  |      |  |
| 6                               | 1.7                         | 8.0                | W : WSW  | WNW : W        | 14.5                         | 0.0    | 3.18                        | 776                             | 10                | v, shs.-r, w, hy.-sq, hl  | 0, st.-w                 | 0, w                      | 0, w              |           |  |      |  |
| 7                               | 0.7                         | 7.9                | W  | WNW            | 9.0                          | 0.0    | 2.09                        | 629                             | v, sn, w          | 0, ho.-fr                 | 0, w                     | 9, cu.-s, li.-cl          | v, slt.-sn        | 0, ho.-fr |  |      |  |
| 8                               | 0.0                         | 7.9                | WNW : W  | W : WSW        | 1.5                          | 0.0    | 0.13                        | 320                             | 1, li.-cl, ho.-fr | p.-cl, f, ho.-fr          | 7, li.-cl, f             | v, f, glm                 | v, f, ho.-fr      |           |  |      |  |
| 9                               | 0.0                         | 7.9                | SSW : SW   | WSW            | 4.0                          | 0.0    | 0.27                        | 351                             | v, ho.-fr         | 10, oc.-shs               | 9, li.-cl                | 10                        | 10                |           |  |      |  |
| 10                              | 0.0                         | 7.9                | W : NW   | NNW : WSW      | 1.7                          | 0.0    | 0.05                        | 253                             | 10, shs.-r        | 4, ci.-s, th.-cl          | 2, ci.-s, th.-cl, so.-ha | 0                         | 0, ho.-fr, f      |           |  |      |  |
| 11                              | 0.0                         | 7.8                | WSW : Calm : NE                                    | SSE : E        | 0.0                          | 0.0    | 0.00                        | 101                             | 0, ho.-fr         | tk.-f                     | 10, tk.-f                | 10, f                     | 10                |           |  |      |  |
| 12                              | 0.8                         | 7.8                | W : SW   | SSW : W        | 16.0                         | 0.0    | 0.76                        | 442                             | 10, r             | 10, glm                   | 9, s                     | 10, r, w, sc              | 10, hy.-r, hl, w  | vv, r     |  |      |  |
| 13                              | 0.8                         | 7.8                | W  | WNW : NW       | 10.2                         | 0.2    | 2.08                        | 730                             | 0, ho.-fr, w      | 1, li.-cl, w              | p.-cl, w                 | 0, w                      | 0                 |           |  |      |  |
| 14                              | 0.0                         | 7.8                | NW : W : WSW                                       | WSW : SSW      | 3.7                          | 0.0    | 0.14                        | 291                             | 0, ho.-fr         | 2, slt.-f, th.-cl, so.-ha | 6, slt.-sh               | 10, r                     | 10, r             |           |  |      |  |
| 15                              | 0.0                         | 7.8                | SW : WSW   | WSW : SSW      | 5.4                          | 0.0    | 0.20                        | 360                             | 10, fq.-r         | 10, slt.-r                | 10                       | 0                         | 0, l              |           |  |      |  |
| 16                              | 0.1                         | 7.8                | SSW  | SSW : SSE      | 2.7                          | 0.0    | 0.17                        | 319                             | 0                 | v, shs.-r                 | 10, c.-hy.-r             | 9, fq.-r                  | v                 | 10, r     |  |      |  |
| 17                              | 0.2                         | 7.7                | SE   | ESE            | 1.5                          | 0.0    | 0.05                        | 231                             | 10, r             | p.-cl                     | 9, ci.-cu, slt.-f        | 9                         | 10                | 1, li.-cl |  |      |  |
| 18                              | 0.0                         | 7.7                | E : ESE  | ESE            | 3.5                          | 0.0    | 0.15                        | 329                             | 10, oc.-slt.-r    | 10, slt.-r, sc            | 10, sc                   | 10                        | 10                |           |  |      |  |
| 19                              | 0.0                         | 7.7                | ENE : NE   | NE             | 3.6                          | 0.0    | 0.15                        | 312                             | 10                | 10                        | 10                       | 10                        | v                 |           |  |      |  |
| 20                              | 0.0                         | 7.7                | NNE : N  | NNE            | 0.9                          | 0.0    | 0.09                        | 214                             | 10                | 10                        | 10                       | 10                        | 10                |           |  |      |  |
| 21                              | 0.0                         | 7.7                | NNE  | NE : Calm      | 0.3                          | 0.0    | 0.00                        | 110                             | 10                | p.-cl, ho.-fr             | 10, f                    | 10, th.-cl, slt.-f        | tk.-f             | tk.-f     |  |      |  |
| 22                              | 0.1                         | 7.7                | E : Calm   | ESE            | 2.2                          | 0.0    | 0.02                        | 129                             | tk.-f, ho.-fr     | f                         | 1, li.-cl, slt.-f        | v, f                      | 10, l             |           |  |      |  |
| 23                              | 0.8                         | 7.7                | ESE  | ESE            | 2.7                          | 0.0    | 0.16                        | 349                             | 10                | 3, li.-cl, ho.-fr         | 5, ci.-s, li.-cl         | 2, li.-cl, li.-sc         | v                 | v         |  |      |  |
| 24                              | 0.0                         | 7.7                | E  | E : ESE        | 8.1                          | 0.0    | 1.28                        | 551                             | 10, w             | 10, w, sc, r              | 10, fq.-th.-r, sc        | 10, fq.-r                 | 10, r             |           |  |      |  |
| 25                              | 0.0                         | 7.7                | ENE  | ENE            | 4.1                          | 0.0    | 0.43                        | 423                             | 10, r             | 10, sl                    | 10, slt.-sn              | 10                        | 10, sl            |           |  |      |  |
| 26                              | 0.0                         | 7.8                | ENE  | ENE            | 1.6                          | 0.0    | 0.10                        | 302                             | 10                | 10, sl, sn                | 10, r, sn                | 10, slt.-r                | 10                |           |  |      |  |
| 27                              | 0.0                         | 7.8                | ENE  | ENE : ESE      | 1.7                          | 0.0    | 0.08                        | 300                             | 10, slt.-r        | 10, oc.-slt.-r            | 10, m.-r                 | 10                        | 10                |           |  |      |  |
| 28                              | 0.0                         | 7.8                | ESE  | SE : S : SSW   | 2.2                          | 0.0    | 0.06                        | 221                             | 10                | 10, slt.-f                | 10, r                    | 10, c.-hy.-r              | 10, oc.-r         |           |  |      |  |
| 29                              | 0.0                         | 7.8                | WSW  | WSW : SW       | 1.0                          | 0.0    | 0.00                        | 189                             | 10                | 10                        | 10                       | 10, slt.-f, glm, r        | 10                |           |  |      |  |
| 30                              | 0.0                         | 7.8                | SW : WSW   | WSW : W        | ...                          | ...    | ...                         | 369                             | 10, fq.-r         | 10, fq.-r                 | 10, sc, oc.-slt.-r       | 10                        | 10                |           |  |      |  |
| 31                              | 0.0                         | 7.8                | WSW : NNW  | NNW : N : S    | ...                          | ...    | ...                         | 250                             | 10,               | 10, th.-r                 | 9, cu.-s, li.-cl         | 8, ci.-cu, li.-cl         | v, slt.-f         | v         |  |      |  |
| Means                           | 0.3                         | 7.8                | ...  | ...            | ...                          | ...    | (29 days)<br>0.63           | 363                             |                   |                           |                          |                           |                   |           |  |      |  |
| Number of Column for Reference. | 19                          | 20                 | 21   | 22             | 23                           | 24     | 25                          | 26                              | 27                |                           |                          | 28                        |                   |           |  |      |  |

The mean *Temperature of Evaporation* for the month was 38°9, being 0°6 higher than  
 The mean *Temperature of the Dew Point* for the month was 37°0, being 0°5 higher than  
 The mean *Degree of Humidity* for the month was 88.2, being 0.3 less than  
 The mean *Elastic Force of Vapour* for the month was 0.220, being 0.004 greater than  
 The mean *Weight of Vapour in a Cubic Foot of Air* for the month was 2.785, being the same as  
 The mean *Weight of a Cubic Foot of Air* for the month was 549 grains, being 4 grains less than  
 The mean amount of *Cloud* for the month (a clear sky being represented by 0 and an overcast sky by 10) was 7.6.  
 The mean proportion of *Sunshine* for the month (constant sunshine being represented by 1) was 0.033. The maximum daily amount of *Sunshine* was 2.4 hours on December 2.  
 The highest reading of the *Solar Radiation Thermometer* was 76°3 on December 2; and the lowest reading of the *Terrestrial Radiation Thermometer* was 20°0 on December 11.  
 The mean daily distribution of *Ozone* for the 12 hours ending 9<sup>h</sup>. was 1.5; for the 6 hours ending 15<sup>h</sup>. was 0.0; and for the 6 hours ending 21<sup>h</sup>. was 0.1.  
 The *Proportions of Wind* referred to the cardinal points were N. 4, E. 9, S. 6, and W. 12.  
 The *Greatest Pressure of the Wind* in the month was 23.7 lbs. on the square foot on December 5. The mean daily *Horizontal Movement of the Air* for the month was 363 miles; the greatest daily value was 1002 miles on December 5; and the least daily value was 101 miles on December 11.  
*Rain* fell on 19 days in the month, amounting to 2.56, as measured by gauge No. 6 partly sunk below the ground; being 0.736 greater than the average fall for the 50 years, 1841-1890.

the average for the 50 years, 1841-1890.

HIGHEST and LOWEST READINGS of the BAROMETER, reduced to 32° Fahrenheit, as extracted from the PHOTOGRAPHIC RECORDS.

| MAXIMA.                        |   | MINIMA.   |          | MAXIMA.   |   | MINIMA.                        |   |  |
|--------------------------------|---|---|----------|---|---|--------------------------------|---|--|
| Greenwich Civil Time,<br>1895. | Reading.  | Greenwich Civil Time,<br>1895.  | Reading. | Greenwich Civil Time,<br>1895.  | Reading.  | Greenwich Civil Time,<br>1895. | Reading.  |  |
| January                        | d h m<br>1. 21. 10<br>4. 22. 55<br>10. 2. 45<br>11. 10. 0<br>13. 18. 25<br>15. 10. 30<br>16. 18. 55<br>18. 23. 10<br>22. 1. 0<br>23. 23. 20<br>30. 11. 35 | in.<br>29·936<br>29·791<br>29·775<br>29·710<br>28·945<br>28·948<br>28·927<br>29·682<br>29·830<br>29·656<br>30·288 | January  | d h m<br>3. 5. 40<br>7. 2. 0<br>11. 5. 10<br>13. 6. 20<br>14. 12. 15<br>16. 5. 55<br>17. 4. 10<br>20. 5. 0<br>23. 9. 45<br>24. 18. 50 | in.<br>29·288<br>29·402<br>29·675<br>28·820<br>28·776<br>28·854<br>28·815<br>29·300<br>29·343<br>28·895 | April                          | d h m<br>25. 21. 0<br>30. 7. 55   | in.<br>29·300<br>30·079  |
| February                       | 4. 17. 35<br>9. 10. 40<br>14. 11. 0<br>17. 0. 5<br>20. 23. 35<br>23. 0. 45<br>25. 23. 5<br>28. 9. 35  | 30·046<br>29·987<br>30·158<br>30·348<br>30·182<br>30·197<br>29·834<br>29·880                                      | February | 2. 14. 0<br>6. 15. 30<br>11. 4. 50<br>15. 16. 0<br>18. 23. 25<br>22. 4. 0<br>24. 17. 5<br>26. 19. 58                                  | 29·748<br>29·608<br>29·399<br>30·063<br>30·076<br>30·111<br>29·556<br>29·512                            | May                            | 2. 9. 35<br>4. 7. 0<br>13. 8. 10<br>23. 15. 10<br>27. 9. 50   | 30·444<br>30·360<br>30·140<br>29·777<br>30·218   |
| March                          | 2. 11. 30<br>5. 11. 5<br>15. 9. 10<br>20. 21. 45<br>22. 21. 35<br>25. 0. 0<br>26. 21. 40  | 29·623<br>29·779<br>30·244<br>29·813<br>29·828<br>29·370<br>29·390  | March    | 1. 16. 10<br>3. 11. 25<br>10. 3. 45<br>20. 3. 5<br>21. 16. 45<br>24. 13. 15<br>25. 20. 30<br>28. 12. 35                               | 29·531<br>29·423<br>29·248<br>29·610<br>29·715<br>29·048<br>28·884<br>28·708                            | June                           | 6. 0. 20<br>11. 10. 10<br>13. 8. 0<br>15. 9. 30<br>24. 23. 3<br>30. 16. 10                                      | 30·153<br>29·829<br>30·038<br>30·069<br>30·282<br>29·589                               |
| April                          | 4. 23. 50<br>12. 8. 50<br>20. 9. 30<br>23. 23. 35   | 30·130<br>30·215<br>29·878<br>29·599  | April    | 7. 3. 50<br>18. 4. 10<br>23. 4. 30  | 29·132<br>29·433<br>29·420  | July                           | 6. 7. 3<br>13. 7. 50<br>15. 23. 55<br>19. 23. 20<br>20. 23. 30<br>23. 20. 35<br>25. 21. 25                      | 30·094<br>29·713<br>29·838<br>29·600<br>29·476<br>29·761<br>29·790                     |
|                                |   |   |          |   |   | August                         | 1. 0. 30<br>5. 9. 45<br>8. 9. 50<br>10. 2. 25<br>12. 21. 20<br>17. 9. 20<br>25. 9. 35<br>28. 23. 40<br>31. 9. 5 | 29·906<br>29·371<br>29·723<br>29·645<br>29·680<br>30·070<br>30·132<br>30·083<br>30·055 |
|                                |   |   |          |   |   | April                          | 25. 13. 5<br>26. 4. 55  | 29·227<br>29·229   |
|                                |   |   |          |   |   | May                            | 1. 12. 15<br>3. 16. 5<br>9. 15. 20<br>18. 4. 35<br>24. 16. 50<br>31. 1. 50                                      | 29·970<br>30·270<br>29·827<br>29·379<br>29·694<br>29·633                               |
|                                |   |   |          |   |   | June                           | 10. 4. 20<br>11. 18. 50<br>14. 15. 20<br>19. 1. 5<br>29. 19. 15   | 29·714<br>29·731<br>29·889<br>29·456<br>29·481   |
|                                |   |   |          |   |   | July                           | 2. 5. 30<br>12. 1. 55<br>14. 2. 55<br>19. 5. 0<br>20. 14. 55<br>21. 13. 15<br>24. 5. 40<br>28. 9. 55            | 29·336<br>29·404<br>29·560<br>29·355<br>29·260<br>29·270<br>29·494<br>29·430           |
|                                |   |   |          |   |   | August                         | 4. 4. 15<br>6. 3. 30<br>9. 4. 20<br>11. 10. 30<br>13. 13. 45<br>22. 17. 45<br>27. 15. 35<br>30. 4. 35           | 29·153<br>29·179<br>29·543<br>29·404<br>29·456<br>29·672<br>29·589<br>29·879           |

HIGHEST and LOWEST READINGS of the BAROMETER, reduced to 32° Fahrenheit, as extracted from the PHOTOGRAPHIC RECORDS—concluded.

| MAXIMA.                     |          | MINIMA.                     |          | MAXIMA.                     |          | MINIMA.                     |          |
|-----------------------------|----------|-----------------------------|----------|-----------------------------|----------|-----------------------------|----------|
| Greenwich Civil Time, 1895. | Reading. | Greenwich Civil Time, 1895. | Reading. | Greenwich Civil Time, 1895. | Reading. | Greenwich Civil Time, 1895. | Reading. |
| d h m                       | in.      | d h m                       | in.      | d h m                       | in.      | d h m                       | in.      |
| September 3. 6. 55          | 29.890   | September 2. 10. 50         | 29.740   | November 9. 21. 40          | 29.729   | November 9. 6. 25           | 29.458   |
| 4. 22. 15                   | 29.971   | 3. 20. 25                   | 29.722   | 11. 14. 10                  | 29.179   | 11. 1. 55                   | 29.029   |
| 6. 10. 55                   | 29.953   | 5. 16. 58                   | 29.866   | 13. 22. 5                   | 29.731   | 12. 13. 55                  | 28.961   |
| 8. 10. 25                   | 30.058   | 7. 4. 25                    | 29.724   | 15. 5. 10                   | 29.918   | 14. 14. 10                  | 29.634   |
| 15. 9. 50                   | 30.159   | 11. 4. 20                   | 29.600   | 16. 0. 35                   | 29.586   | 15. 19. 0                   | 29.513   |
| 21. 9. 15                   | 30.248   | 18. 16. 25                  | 29.834   | 18. 10. 10                  | 30.232   | 16. 15. 40                  | 29.452   |
| 26. 10. 5                   | 30.135   | 24. 16. 0                   | 29.999   | 22. 8. 10                   | 30.042   | 20. 14. 40                  | 29.742   |
| October 3. 2. 45            | 29.497   | October 2. 5. 55            | 29.140   | 24. 8. 40                   | 30.088   | 23. 12. 0                   | 29.563   |
| 5. 1. 15                    | 29.688   | 3. 13. 25                   | 29.090   | December 2. 10. 15          | 30.024   | 30. 0. 55                   | 29.414   |
| 7. 9. 55                    | 29.598   | 6. 3. 50                    | 29.409   | 4. 9. 15                    | 29.921   | December 3. 7. 15           | 29.825   |
| 12. 22. 40                  | 30.060   | 9. 4. 55                    | 28.891   | 8. 21. 5                    | 29.980   | 6. 9. 30                    | 29.254   |
| 18. 10. 5                   | 30.379   | 15. 17. 40                  | 29.722   | 11. 10. 5                   | 29.897   | 10. 2. 50                   | 29.663   |
| 30. 9. 40                   | 29.970   | 24. 22. 0                   | 29.320   | 14. 9. 50                   | 29.634   | 12. 18. 5                   | 29.030   |
| November 1. 19. 55          | 30.324   | 31. 6. 20                   | 29.719   | 20. 20. 0                   | 29.799   | 16. 7. 0                    | 28.960   |
| 8. 9. 45                    | 29.810   | November 5. 21. 30          | 29.126   | 28. 1. 5                    | 30.263   | 24. 17. 50                  | 29.251   |
|                             |          |                             |          |                             |          | 30. 14. 5                   | 29.508   |

The readings in the above table are accurate, but the times are occasionally liable to uncertainty, as the barometer will sometimes remain at its extreme reading without sensible change for a considerable interval of time. In such cases the time given is the middle of the stationary period. The time is expressed in civil reckoning, commencing at midnight and counting from 0<sup>h</sup>. to 24<sup>h</sup>. The height of the barometer cistern above mean sea level is 159 feet: no correction has been applied to the readings to reduce to sea level.

HIGHEST and LOWEST READINGS of the BAROMETER in each Month for the YEAR 1895.  
[Extracted from the preceding Table.]

| MONTH,<br>1895. | Readings of the Barometer. |         | Range. |
|-----------------|----------------------------|---------|--------|
|                 | Highest.                   | Lowest. |        |
|                 | in.                        | in.     | in.    |
| January .....   | 30·288                     | 28·776  | 1·512  |
| February .....  | 30·348                     | 29·399  | 0·949  |
| March .....     | 30·244                     | 28·708  | 1·536  |
| April.....      | 30·215                     | 29·132  | 1·083  |
| May .....       | 30·444                     | 29·379  | 1·065  |
| June .....      | 30·282                     | 29·456  | 0·826  |
| July .....      | 30·094                     | 29·260  | 0·834  |
| August .....    | 30·132                     | 29·153  | 0·979  |
| September ..... | 30·248                     | 29·600  | 0·648  |
| October.....    | 30·379                     | 28·891  | 1·488  |
| November .....  | 30·324                     | 28·961  | 1·363  |
| December .....  | 30·263                     | 28·960  | 1·303  |

The highest reading in the year was 30<sup>in</sup>·444 on May 2.

The lowest reading in the year was 28<sup>in</sup>·708 on March 28.

The range of reading in the year was 1<sup>in</sup>·736.

MONTHLY RESULTS of METEOROLOGICAL ELEMENTS for the YEAR 1895.

| MONTH,<br>1895. | Mean Reading<br>of the<br>Barometer. | TEMPERATURE OF THE AIR. |                |                           |                                 |                                 |                                 |                  |  | Mean<br>Temperature<br>of<br>Evaporation. | Mean<br>Tempera-<br>ture of the<br>Dew Point. | Mean<br>Degree of<br>Humidity.<br>(Saturation<br>= 100.) |
|-----------------|--------------------------------------|-------------------------|----------------|---------------------------|---------------------------------|---------------------------------|---------------------------------|------------------|--|---|---|--|
|                 |                                      | Highest.                | Lowest.        | Range in<br>the<br>Month. | Mean of<br>the Daily<br>Maxima. | Mean of<br>the Daily<br>Minima. | Mean of<br>the Daily<br>Ranges. | Monthly<br>Mean. | Excess of<br>Mean above<br>Average of<br>50 Years. |   |   |  |
| January ...     | in.<br>29.521                        | °<br>53.8               | °<br>20.3      | °<br>33.5                 | °<br>37.7                       | °<br>29.5                       | °<br>8.2                        | °<br>33.7        | °<br>- 4.8   | °<br>32.4                                 | °<br>29.3                                     | 83.7   |
| February...     | 29.911                               | 45.0                    | 6.9            | 38.1                      | 35.2                            | 22.8                            | 12.4                            | 29.1             | - 10.4   | 27.4                                      | 21.6  | 73.1   |
| March .....     | 29.570                               | 63.0                    | 25.3           | 37.7                      | 51.1                            | 36.4                            | 14.7                            | 42.8             | + 1.1  | 40.3                                      | 37.1  | 80.5   |
| April .....     | 29.734                               | 67.7                    | 31.4           | 36.3                      | 57.2                            | 40.7                            | 16.5                            | 47.9             | + 0.8  | 45.1                                      | 42.0  | 80.6   |
| May .....       | 29.907                               | 86.2                    | 37.8           | 48.4                      | 67.5                            | 45.5                            | 22.0                            | 55.9             | + 2.8  | 50.7                                      | 45.9  | 69.8   |
| June .....      | 29.897                               | 84.3                    | 42.2           | 42.1                      | 74.1                            | 50.0                            | 24.1                            | 61.3             | + 1.9  | 54.8                                      | 49.1  | 64.5   |
| July .....      | 29.710                               | 83.8                    | 49.2           | 34.6                      | 72.8                            | 54.2                            | 18.6                            | 62.7             | + 0.2  | 57.1                                      | 52.4  | 70.2   |
| August .....    | 29.748                               | 82.2                    | 45.7           | 36.5                      | 73.0                            | 53.7                            | 19.3                            | 62.1             | + 0.4  | 57.9                                      | 54.3  | 76.2   |
| September.      | 29.978                               | 87.3                    | 41.2           | 46.1                      | 75.4                            | 51.3                            | 24.1                            | 61.9             | + 4.7  | 57.6                                      | 53.9  | 75.7   |
| October ...     | 29.671                               | 75.8                    | 27.4           | 48.4                      | 54.2                            | 39.6                            | 14.6                            | 46.8             | - 3.2  | 44.6                                      | 42.0  | 83.5   |
| November.       | 29.719                               | 64.0                    | 32.5           | 31.5                      | 52.6                            | 41.5                            | 11.2                            | 47.4             | + 4.2  | 45.7                                      | 43.8  | 88.1   |
| December..      | 29.626                               | 56.0                    | 25.5           | 30.5                      | 44.3                            | 35.6                            | 8.7                             | 40.3             | + 0.7  | 38.9                                      | 37.0  | 88.2   |
| Means .....     | 29.749                               | Highest.<br>87.3        | Lowest.<br>6.9 | Annual Range.<br>80.4     | 57.9                            | 41.7                            | 16.2                            | 49.3             | - 0.1  | 46.0                                      | 42.4  | 77.8   |

| MONTH,<br>1895. | Mean<br>Elastic<br>Force<br>of<br>Vapour. | Mean<br>Weight<br>of<br>Vapour<br>in a<br>Cubic<br>Foot of<br>Air. | Mean<br>Weight<br>of a<br>Cubic<br>Foot of<br>Air. | Mean<br>Amount<br>of<br>Ozone. | Mean<br>Amount<br>of<br>Cloud.<br>(0-10.) | RAIN.                          |  | WIND.  |         |         |         |          |          |         |         |   |   |               | From<br>Robinson's<br>Anemo-<br>meter.<br><br>Mean Daily<br>Horizontal<br>Movement<br>of the Air. |
|-----------------|---|--|--|--------------------------------|---|--------------------------------|--|--|---------|---------|---------|----------|----------|---------|---------|---|---|---------------|---|
|                 |   |  |  |                                |   | Number<br>of<br>Rainy<br>Days. | Amount<br>collected<br>in Gauge<br>No. 6<br>whose<br>receiving<br>Surface is<br>5 inches<br>above the<br>Ground. | From Osler's Anemometer.   |         |         |         |          |          |         |         |   |   |               |   |
|                 |   |  |  |                                |   |                                |  | Number of Hours of Prevalence of each Wind<br>referred to different Points of Azimuth. |         |         |         |          |          |         |         | Number of Calm or<br>nearly Calm Hours. | Mean Daily<br>Pressure<br>on the<br>Square<br>Foot. |               |   |
|                 |   |  |  |                                |   |                                |  | N.   | N.E.    | E.      | S.E.    | S.       | S.W.     | W.      | N.W.    |   |   |               |   |
| January ...     | in.<br>0.162                              | grs.<br>2.0  | grs.<br>555  | 1.2                            | 6.9                                       | 19                             | in.<br>1.617   | h<br>220   | h<br>60 | h<br>24 | h<br>89 | h<br>100 | h<br>103 | h<br>33 | h<br>93 | h<br>22                                 | lbs.<br>0.36  | miles.<br>303 |   |
| February...     | 0.116                                     | 1.4  | 568  | 1.1                            | 5.8                                       | 4                              | 0.222  | 162  | 235     | 106     | 16      | 5        | 54       | 29      | 62      | 3                                       | 0.19  | 255           |   |
| March .....     | 0.221                                     | 2.6  | 545  | 2.1                            | 6.5                                       | 19                             | 1.428  | 78   | 19      | 20      | 59      | 157      | 255      | 79      | 67      | 10                                      | 0.42  | 317           |   |
| April .....     | 0.267                                     | 3.0  | 542  | 2.5                            | 6.5                                       | 12                             | 1.251  | 87   | 103     | 63      | 33      | 145      | 224      | 49      | 12      | 4                                       | 0.19  | 275           |   |
| May .....       | 0.309                                     | 3.5  | 537  | 0.9                            | 4.2                                       | 6                              | 0.454  | 150  | 150     | 114     | 39      | 67       | 60       | 29      | 117     | 18                                      | 0.41  | 256           |   |
| June .....      | 0.349                                     | 3.9  | 531  | 0.6                            | 5.7                                       | 8                              | 0.207  | 170  | 109     | 51      | 25      | 58       | 172      | 62      | 52      | 21                                      | 0.12  | 212           |   |
| July .....      | 0.394                                     | 4.4  | 526  | 1.9                            | 6.3                                       | 16                             | 3.388  | 65   | 26      | 8       | 40      | 140      | 295      | 109     | 53      | 8                                       | 0.32  | 288           |   |
| August ...      | 0.422                                     | 4.7  | 527  | 1.8                            | 5.2                                       | 15                             | 2.142  | 7  | 10      | 27      | 66      | 161      | 353      | 84      | 21      | 15                                      | 0.28  | 267           |   |
| September.      | 0.416                                     | 4.6  | 531  | 0.7                            | 2.6                                       | 5                              | 0.930  | 28   | 95      | 189     | 56      | 67       | 184      | 57      | 15      | 29                                      | 0.11  | 186           |   |
| October ...     | 0.267                                     | 3.1  | 542  | 1.1                            | 6.5                                       | 15                             | 2.691  | 113  | 32      | 51      | 40      | 79       | 247      | 109     | 51      | 22                                      | 0.30  | 257           |   |
| November.       | 0.286                                     | 3.3  | 543  | 2.1                            | 7.3                                       | 20                             | 2.889  | 16   | 45      | 115     | 148     | 106      | 200      | 77      | 13      | 0                                       | 0.82  | 352           |   |
| December..      | 0.220                                     | 2.5  | 549  | 1.6                            | 7.6                                       | 19                             | 2.506  | 41   | 70      | 135     | 54      | 49       | 156      | 195     | 35      | 9                                       | 0.63  | 363           |   |
| Sums .....      | ...                                       | ...  | ...  | ...                            | ...                                       | 158                            | 19.725   | 1137   | 954     | 903     | 665     | 1134     | 2303     | 912     | 591     | 161                                     | ...   | ...           |   |
| Means .....     | 0.286                                     | 3.2  | 541  | 1.5                            | 5.9                                       | ...                            | ...  | ...  | ...     | ...     | ...     | ...      | ...      | ...     | ...     | ...                                     | 0.35  | 278           |   |

The greatest recorded pressure of the wind on the square foot in the year was 36.0 lbs. on March 24.  
 The greatest recorded daily horizontal movement of the air in the year was 1002 miles on December 5.  
 The least recorded daily horizontal movement of the air in the year was 70 miles on October 20.

MONTHLY MEAN READING of the BAROMETER at every HOUR of the DAY, as deduced from the PHOTOGRAPHIC RECORDS.

Table with 14 columns: Hour, Greenwich Civil Time.; 12 columns for months (January-December); 1 column for Yearly Means. Rows include hourly barometer readings from Midnight to 24h, and monthly means for 0h-23h and 1h-24h.

MONTHLY MEAN TEMPERATURE of the AIR at every HOUR of the DAY, as deduced from the PHOTOGRAPHIC RECORDS.

Table with 14 columns: Hour, Greenwich Civil Time.; 12 columns for months (January-December); 1 column for Yearly Means. Rows include hourly air temperature readings from Midnight to 24h, and monthly means for 0h-23h and 1h-24h.





HUMIDITY, SUNSHINE, AND READINGS OF THERMOMETERS IN A STEVENSON'S SCREEN AND ON THE ROOF OF THE MAGNET HOUSE,

MONTHLY MEAN DEGREE of HUMIDITY (Saturation = 100) at every HOUR of the DAY, as deduced by GLAISHER'S TABLES from the corresponding AIR and EVAPORATION TEMPERATURES.

Table with 14 columns: Hour, Greenwich Civil Time; 12 columns for months (January-December); 1 column for Yearly Means. Rows include hourly humidity values from Midnight to 24h and two rows for monthly means (0h-23h and 1h-24h).

TOTAL AMOUNT of SUNSHINE registered in each HOUR of the DAY in each MONTH, as derived from the RECORDS of the CAMPBELL-STOKES SELF-REGISTERING INSTRUMENT, for the YEAR 1895.

Table with 20 columns: Month, 1895; 16 columns for Registered Duration of Sunshine in the Hour ending (5h-20h); 2 columns for Total registered Duration of Sunshine in each Month; 2 columns for Corresponding aggregate Period during which the Sun was above Horizon; 2 columns for Proportion of Sunshine; 2 columns for Mean Altitude of the Sun at Noon. Rows include monthly data and a summary row for 'For the Year'.

The hours are reckoned from apparent midnight.

READINGS of DRY-BULB THERMOMETERS placed in a STEVENSON'S SCREEN near the Ordinary Stand, and of those mounted in a louvre-boarded shed on the ROOF of the MAGNET HOUSE at an elevation of 20 feet above the GROUND; and EXCESS of the READINGS above those of the corresponding THERMOMETERS on the ORDINARY STAND, in the YEAR 1895.

(The readings of the maximum and minimum thermometers apply to the twenty-four hours ending at 21<sup>h</sup>.)

[Observations of the maximum and minimum thermometers only have been made on Sundays, Good Friday, Christmas Day, and Public Holidays.]

JANUARY.

| Days of the Month. | Readings of Thermometers in Stevenson's Screen, 4 feet above the ground. |           |                |       |                 |                 | Excess above readings of Thermometers on ordinary stand, 4 feet above the ground. |           |                |       |                 |                 | Days of the Month. | Readings of Thermometers on the Roof of the Magnet House, 20 feet above the ground. |           |                |       |                 |                 | Excess above readings of Thermometers on ordinary stand, 4 feet above the ground. |           |                |       |                 |                 |
|--------------------|--|-----------|----------------|-------|-----------------|-----------------|---|-----------|----------------|-------|-----------------|-----------------|--------------------|---|-----------|----------------|-------|-----------------|-----------------|---|-----------|----------------|-------|-----------------|-----------------|
|                    | Maxi-mum.  | Mini-mum. | 9 <sup>a</sup> | Noon. | 15 <sup>a</sup> | 21 <sup>a</sup> | Maxi-mum.   | Mini-mum. | 9 <sup>a</sup> | Noon. | 15 <sup>a</sup> | 21 <sup>a</sup> |                    | Maxi-mum.   | Mini-mum. | 9 <sup>a</sup> | Noon. | 15 <sup>a</sup> | 21 <sup>a</sup> | Maxi-mum.   | Mini-mum. | 9 <sup>a</sup> | Noon. | 15 <sup>a</sup> | 21 <sup>a</sup> |
| 1                  | 36.3   | 29.0      | 30.4           | 34.5  | 34.8            | 32.9            | +0.3  | -0.2      | -0.1           | -0.2  | -0.1            | +0.1            | 1                  | 35.7  | 28.3      | 30.4           | 34.5  | 34.9            | 32.7            | -0.3  | -0.9      | -0.1           | -0.2  | 0.0             | -0.1            |
| 2                  | 41.0   | 29.1      | 33.2           | 39.5  | 40.1            | 36.9            | +0.4  | -0.5      | -0.4           | -0.2  | +0.1            | +0.1            | 2                  | 40.8  | 28.8      | 33.5           | 39.5  | 39.9            | 37.3            | +0.2  | -0.8      | -0.1           | -0.2  | -0.1            | +0.5            |
| 3                  | 36.9   | 32.4      | 32.6           | 32.6  | 35.0            | 33.8            | 0.0   | -0.1      | -0.1           | -0.1  | -0.1            | 0.0             | 3                  | 37.4  | 31.7      | 32.2           | 32.7  | 35.0            | 34.1            | +0.5  | -0.8      | -0.5           | 0.0   | -0.1            | +0.3            |
| 4                  | 37.7   | 33.0      | 34.8           | 36.4  | 36.7            | 36.1            | +0.1  | -0.4      | +0.1           | 0.0   | 0.0             | -0.3            | 4                  | 37.4  | 32.5      | 34.9           | 36.4  | 36.7            | 36.4            | -0.2  | -0.9      | +0.2           | 0.0   | 0.0             | 0.0             |
| 5                  | 37.2   | 32.3      | 36.2           | 36.5  | 35.3            | 32.9            | +0.3  | -0.1      | 0.0            | -0.2  | -0.2            | +0.1            | 5                  | 36.6  | 31.9      | 36.2           | 36.6  | 35.4            | 32.7            | -0.3  | -0.5      | 0.0            | -0.1  | -0.1            | -0.1            |
| 6                  | 33.2   | 27.4      | ...            | ...   | ...             | ...             | +0.2  | -0.8      | ...            | ...   | ...             | ...             | 6                  | 33.3  | 27.8      | ...            | ...   | ...             | ...             | +0.3  | -0.4      | ...            | ...   | ...             | ...             |
| 7                  | 33.5   | 27.8      | 30.3           | 31.5  | 31.8            | 32.1            | +0.4  | -0.4      | -0.1           | +0.1  | -0.1            | -0.2            | 7                  | 32.8  | 27.6      | 30.3           | 31.3  | 31.9            | 32.1            | -0.3  | -0.6      | -0.1           | -0.1  | 0.0             | -0.2            |
| 8                  | 36.2   | 30.8      | 33.5           | 34.8  | 35.2            | 31.9            | -0.4  | -0.1      | -0.2           | -0.4  | -0.3            | 0.0             | 8                  | 35.7  | 30.2      | 33.6           | 35.0  | 35.5            | 31.9            | -0.9  | -0.7      | -0.1           | -0.2  | 0.0             | 0.0             |
| 9                  | 33.0   | 31.0      | 32.1           | 32.3  | 32.4            | 31.9            | -0.7  | -0.1      | -0.3           | -0.2  | -0.3            | -0.1            | 9                  | 33.3  | 30.0      | 32.1           | 32.3  | 32.6            | 31.7            | -0.4  | -1.1      | -0.3           | -0.2  | -0.1            | -0.3            |
| 10                 | 32.7   | 24.9      | 25.9           | 29.1  | 29.9            | 25.9            | +1.0  | +0.2      | -0.2           | -0.2  | -0.5            | -0.1            | 10                 | 31.7  | 24.0      | 25.7           | 28.4  | 29.7            | 26.0            | 0.0   | -0.7      | -0.4           | -0.9  | -0.7            | 0.0             |
| 11                 | 28.9   | 24.2      | 28.0           | 26.9  | 27.8            | 26.3            | +0.3  | -0.8      | -0.5           | -0.2  | -0.4            | -0.3            | 11                 | 28.2  | 24.0      | 27.9           | 27.0  | 27.7            | 26.5            | -0.4  | -1.0      | -0.6           | -0.1  | -0.5            | -0.1            |
| 12                 | 32.2   | 22.8      | 24.9           | 30.7  | 30.3            | 28.4            | 0.0   | -0.2      | -0.2           | -0.4  | -0.2            | -0.1            | 12                 | 32.3  | 21.7      | 25.0           | 31.0  | 30.4            | 28.4            | +0.1  | -1.3      | -0.1           | -0.1  | -0.1            | -0.1            |
| 13                 | 42.0   | 27.1      | ...            | ...   | ...             | ...             | -1.4  | -0.3      | ...            | ...   | ...             | ...             | 13                 | 43.5  | 26.9      | ...            | ...   | ...             | ...             | +0.1  | -0.5      | ...            | ...   | ...             | ...             |
| 14                 | 42.7   | 36.4      | 38.2           | 39.9  | 41.6            | 40.0            | -0.4  | +0.6      | -0.3           | -0.1  | -0.1            | -0.2            | 14                 | 43.6  | 37.3      | 38.7           | 39.9  | 41.7            | 41.0            | +0.5  | +1.5      | +0.2           | -0.1  | 0.0             | +0.8            |
| 15                 | 40.8   | 37.5      | 38.2           | 39.0  | 39.8            | 40.1            | -0.3  | -0.3      | -0.2           | -0.2  | -0.1            | +0.1            | 15                 | 41.0  | 37.7      | 38.4           | 39.8  | 39.8            | 40.4            | -0.1  | -0.1      | 0.0            | +0.6  | -0.1            | +0.4            |
| 16                 | 44.5   | 38.1      | 40.4           | 43.6  | 44.5            | 43.2            | -0.3  | -0.1      | -0.3           | +0.1  | -0.1            | -0.1            | 16                 | 46.5  | 37.9      | 41.0           | 43.5  | 44.6            | 43.5            | +1.7  | -0.3      | +0.3           | 0.0   | 0.0             | +0.2            |
| 17                 | 44.3   | 38.4      | 41.5           | 42.1  | 43.3            | 39.6            | -0.4  | -0.1      | -0.1           | -0.3  | -0.1            | 0.0             | 17                 | 45.2  | 37.4      | 41.9           | 42.1  | 43.4            | 39.5            | +0.5  | -1.1      | +0.3           | -0.3  | 0.0             | -0.1            |
| 18                 | 45.2   | 34.0      | 38.8           | 42.8  | 44.8            | 38.3            | -0.7  | 0.0       | +0.1           | -0.8  | +0.1            | -0.2            | 18                 | 46.3  | 33.2      | 39.6           | 43.6  | 45.8            | 40.4            | +0.4  | -0.8      | +0.9           | 0.0   | +1.1            | +1.9            |
| 19                 | 45.0   | 37.1      | 42.8           | 44.6  | 43.2            | 41.1            | -0.1  | +0.4      | +0.1           | -0.1  | 0.0             | +0.1            | 19                 | 44.5  | 37.1      | 42.8           | 44.5  | 43.0            | 41.3            | -0.6  | +0.4      | +0.1           | -0.2  | -0.2            | +0.3            |
| 20                 | 54.0   | 40.4      | ...            | ...   | ...             | ...             | +0.2  | 0.0       | ...            | ...   | ...             | ...             | 20                 | 51.8  | 40.2      | ...            | ...   | ...             | ...             | -2.0  | -0.2      | ...            | ...   | ...             | ...             |
| 21                 | 46.9   | 33.0      | 39.2           | 38.4  | 37.9            | 33.4            | +0.3  | -0.2      | -0.1           | 0.0   | -0.1            | +0.2            | 21                 | 47.3  | 33.0      | 39.4           | 38.5  | 38.0            | 33.4            | +0.7  | -0.2      | +0.1           | +0.1  | 0.0             | +0.2            |
| 22                 | 35.7   | 29.7      | 30.4           | 30.5  | 33.6            | 34.2            | +0.7  | -0.3      | -0.2           | 0.0   | +0.1            | +0.3            | 22                 | 35.7  | 29.0      | 30.1           | 30.4  | 33.5            | 34.5            | +0.7  | -1.0      | -0.5           | -0.1  | 0.0             | +0.6            |
| 23                 | 40.1   | 28.9      | 38.9           | 35.9  | 35.4            | 32.0            | +0.8  | -0.1      | +0.2           | -0.8  | -0.2            | +0.4            | 23                 | 39.5  | 27.9      | 39.3           | 35.8  | 35.5            | 31.9            | +0.2  | -1.1      | +0.6           | -0.9  | -0.1            | +0.3            |
| 24                 | 42.0   | 26.9      | 37.7           | 40.4  | 41.2            | 38.1            | -0.3  | -0.3      | -0.2           | 0.0   | -0.2            | +0.2            | 24                 | 42.3  | 25.6      | 37.7           | 39.7  | 41.3            | 38.5            | 0.0   | -1.6      | -0.2           | -0.7  | -0.1            | +0.6            |
| 25                 | 38.8   | 28.0      | 36.1           | 37.0  | 33.1            | 28.5            | +0.6  | -0.6      | -0.1           | -0.1  | -0.4            | -0.2            | 25                 | 39.3  | 28.0      | 36.5           | 37.0  | 32.7            | 28.7            | +1.1  | -0.6      | +0.3           | -0.1  | -0.8            | 0.0             |
| 26                 | 33.2   | 25.0      | 29.6           | 32.8  | 31.8            | 25.1            | -2.0  | +0.1      | -0.1           | -1.2  | 0.0             | -0.3            | 26                 | 33.5  | 24.0      | 29.5           | 33.3  | 31.7            | 25.9            | -1.7  | -0.9      | -0.2           | -0.7  | -0.1            | +0.5            |
| 27                 | 34.3   | 22.2      | ...            | ...   | ...             | ...             | +0.3  | 0.0       | ...            | ...   | ...             | ...             | 27                 | 34.5  | 21.5      | ...            | ...   | ...             | ...             | +0.5  | -0.7      | ...            | ...   | ...             | ...             |
| 28                 | 30.1   | 25.3      | 26.8           | 26.8  | 29.7            | 26.1            | 0.0   | -1.0      | -0.1           | -0.6  | -0.3            | +0.1            | 28                 | 29.8  | 25.5      | 26.8           | 26.5  | 29.7            | 26.3            | -0.3  | -0.8      | -0.1           | -0.9  | -0.3            | +0.3            |
| 29                 | 30.0   | 19.8      | 22.8           | 28.5  | 29.6            | 25.2            | +0.2  | -0.5      | -0.5           | -0.5  | +0.1            | -0.5            | 29                 | 29.9  | 19.2      | 23.0           | 28.9  | 29.3            | 25.1            | +0.1  | -1.1      | -0.3           | -0.1  | -0.2            | -0.6            |
| 30                 | 32.6   | 21.2      | 22.3           | 26.8  | 29.9            | 28.4            | +0.6  | +0.6      | -0.4           | -1.5  | -0.3            | +0.6            | 30                 | 32.1  | 21.0      | 22.4           | 27.0  | 30.2            | 28.3            | +0.1  | +0.4      | -0.3           | -1.3  | 0.0             | +0.5            |
| 31                 | 32.9   | 23.0      | 29.8           | 29.8  | 27.0            | 24.1            | -0.2  | -0.4      | -0.2           | +0.2  | -0.6            | -0.1            | 31                 | 32.5  | 23.6      | 30.0           | 29.3  | 26.8            | 24.2            | -0.6  | +0.2      | 0.0            | -0.3  | -0.8            | 0.0             |
| Means              | 37.9   | 29.6      | 33.2           | 35.0  | 35.4            | 32.8            | 0.0   | -0.2      | -0.2           | -0.3  | -0.2            | 0.0             | Means              | 37.9  | 29.2      | 33.3           | 35.0  | 35.4            | 33.1            | 0.0   | -0.7      | 0.0            | -0.3  | -0.1            | +0.2            |

READINGS of DRY-BULB THERMOMETERS in a STEVENSON'S SCREEN and on the ROOF of the MAGNET HOUSE—continued.

FEBRUARY.

| Days of the Month. | Readings of Thermometers in Stevenson's Screen, 4 feet above the ground. |               |                |       |                 |                 | Excess above readings of Thermometers on ordinary stand, 4 feet above the ground. |               |                |       |                 |                 | Days of the Month. | Readings of Thermometers on the Roof of the Magnet House, 20 feet above the ground. |               |                |       |                 |                 | Excess above readings of Thermometers on ordinary stand, 4 feet above the ground. |               |                |       |                 |                 |
|--------------------|--|---------------|----------------|-------|-----------------|-----------------|---|---------------|----------------|-------|-----------------|-----------------|--------------------|---|---------------|----------------|-------|-----------------|-----------------|---|---------------|----------------|-------|-----------------|-----------------|
|                    | Maxi-<br>mum.  | Mini-<br>mum. | 9 <sup>a</sup> | Noon. | 15 <sup>a</sup> | 21 <sup>a</sup> | Maxi-<br>mum.   | Mini-<br>mum. | 9 <sup>a</sup> | Noon. | 15 <sup>a</sup> | 21 <sup>a</sup> |                    | Maxi-<br>mum.   | Mini-<br>mum. | 9 <sup>a</sup> | Noon. | 15 <sup>a</sup> | 21 <sup>a</sup> | Maxi-<br>mum.   | Mini-<br>mum. | 9 <sup>a</sup> | Noon. | 15 <sup>a</sup> | 21 <sup>a</sup> |
| d                  | o  | o             | o              | o     | o               | o               | o   | o             | o              | o     | o               | o               | d                  | o   | o             | o              | o     | o               | o               | o   | o             | o              | o     | o               |                 |
| 1                  | 32.3   | 22.2          | 25.6           | 27.4  | 27.7            | 29.8            | +2.3  | -0.7          | -0.8           | -0.6  | -0.3            | -0.2            | 1                  | 30.5  | 22.0          | 25.9           | 27.7  | 27.7            | 29.7            | +0.5  | -0.9          | -0.5           | -0.3  | -0.3            |                 |
| 2                  | 34.3   | 22.2          | 32.7           | 33.0  | 33.4            | 22.7            | +0.1  | -1.0          | -0.2           | -0.5  | 0.0             | -0.1            | 2                  | 33.6  | 21.9          | 32.7           | 33.3  | 33.3            | 22.8            | -0.6  | -1.3          | -0.2           | -0.2  | -0.1            | 0.0             |
| 3                  | 33.1   | 18.0          | ...            | ...   | ...             | ...             | +1.4  | +0.3          | ...            | ...   | ...             | ...             | 3                  | 32.6  | 17.6          | ...            | ...   | ...             | ...             | +0.9  | -0.1          | ...            | ...   | ...             | ...             |
| 4                  | 34.0   | 27.0          | 32.4           | 32.8  | 31.5            | 27.1            | -0.1  | -0.2          | -0.1           | -0.1  | -0.4            | -0.3            | 4                  | 33.7  | 26.7          | 32.7           | 33.6  | 31.4            | 27.3            | -0.4  | -0.5          | +0.2           | +0.7  | -0.5            | -0.1            |
| 5                  | 29.0   | 20.6          | 22.0           | 27.8  | 28.4            | 21.0            | -1.9  | -0.6          | -0.1           | -0.9  | -0.4            | -0.6            | 5                  | 30.5  | 20.1          | 21.8           | 28.9  | 29.0            | 21.5            | -0.4  | -1.1          | -0.3           | +0.2  | +0.2            | -0.1            |
| 6                  | 24.6   | 14.9          | 15.0           | 21.4  | 22.8            | 18.5            | -2.4  | -0.2          | -0.4           | -0.5  | -0.5            | -0.4            | 6                  | 25.5  | 13.3          | 15.7           | 21.3  | 23.0            | 18.5            | -1.5  | -1.8          | +0.3           | -0.6  | -0.3            | -0.4            |
| 7                  | 24.8   | 9.4           | 16.1           | 22.8  | 23.0            | 15.0            | -2.2  | -0.2          | -0.3           | -1.9  | -0.9            | -1.0            | 7                  | 24.4  | 8.7           | 16.0           | 23.5  | 23.5            | 15.1            | -2.6  | -0.9          | -0.4           | -1.2  | -0.4            | -0.9            |
| 8                  | 29.0   | 6.6           | 12.0           | 26.7  | 26.7            | 21.0            | 0.0   | -0.3          | +0.3           | -0.9  | -0.6            | -0.2            | 8                  | 28.0  | 7.0           | 11.3           | 27.7  | 26.8            | 21.4            | -1.0  | +0.1          | -0.4           | +0.1  | -0.5            | +0.2            |
| 9                  | 26.9   | 9.7           | 12.8           | 17.8  | 26.4            | 19.3            | -0.1  | -0.5          | -0.7           | -1.1  | -0.5            | -0.2            | 9                  | 27.3  | 9.8           | 13.2           | 19.5  | 27.3            | 19.7            | +0.3  | -0.4          | -0.3           | +0.6  | +0.4            | +0.2            |
| 10                 | 29.7   | 14.4          | ...            | ...   | ...             | ...             | 0.0   | 0.0           | ...            | ...   | ...             | ...             | 10                 | 29.5  | 13.3          | ...            | ...   | ...             | ...             | -0.2  | -1.1          | ...            | ...   | ...             | ...             |
| 11                 | 33.2   | 23.2          | 27.0           | 30.3  | 30.0            | 23.5            | +1.2  | -0.3          | +0.1           | -0.6  | -0.4            | -0.7            | 11                 | 31.4  | 21.1          | 27.3           | 31.4  | 30.9            | 22.6            | -0.6  | -2.4          | +0.4           | +0.5  | +0.5            | -1.6            |
| 12                 | 36.0   | 17.4          | 18.4           | 31.5  | 34.8            | 28.2            | +0.9  | 0.0           | -0.7           | -0.4  | +0.1            | 0.0             | 12                 | 35.2  | 17.2          | 19.7           | 32.0  | 34.7            | 27.9            | +0.1  | -0.2          | +0.6           | +0.1  | 0.0             | -0.3            |
| 13                 | 35.0   | 16.0          | 16.8           | 27.8  | 33.6            | 25.1            | -1.2  | -0.2          | -0.7           | +0.3  | -0.4            | -0.1            | 13                 | 36.3  | 16.3          | 18.8           | 27.6  | 33.7            | 25.2            | +0.1  | +0.1          | +1.3           | +0.1  | -0.3            | 0.0             |
| 14                 | 27.2   | 20.0          | 23.3           | 24.9  | 23.6            | 24.6            | -1.2  | -0.2          | +0.5           | -0.7  | -0.5            | -0.1            | 14                 | 28.1  | 19.2          | 23.4           | 25.4  | 23.7            | 24.7            | -0.3  | -1.0          | +0.6           | -0.2  | -0.4            | 0.0             |
| 15                 | 31.5   | 23.9          | 26.2           | 26.7  | 28.8            | 30.5            | +0.4  | -0.1          | -0.3           | -0.2  | -0.2            | -0.2            | 15                 | 31.2  | 23.4          | 26.7           | 26.9  | 29.0            | 30.1            | +0.1  | -0.6          | +0.2           | 0.0   | 0.0             | -0.6            |
| 16                 | 33.8   | 25.0          | 30.8           | 32.3  | 33.0            | 28.5            | -0.3  | -0.2          | +0.4           | -0.7  | -0.5            | -0.2            | 16                 | 34.5  | 23.9          | 30.5           | 33.2  | 33.3            | 28.7            | +0.4  | -1.3          | +0.1           | +0.2  | -0.2            | 0.0             |
| 17                 | 37.9   | 18.4          | ...            | ...   | ...             | ...             | +1.1  | +0.2          | ...            | ...   | ...             | ...             | 17                 | 37.7  | 18.3          | ...            | ...   | ...             | ...             | +0.9  | +0.1          | ...            | ...   | ...             | ...             |
| 18                 | 36.9   | 23.0          | 28.6           | 34.4  | 35.8            | 34.0            | 0.0   | +0.6          | -0.1           | -0.2  | -0.1            | 0.0             | 18                 | 35.7  | 23.0          | 28.7           | 34.4  | 35.7            | 34.2            | -1.2  | +0.6          | 0.0            | -0.2  | -0.2            | +0.2            |
| 19                 | 38.9   | 31.1          | 31.8           | 36.7  | 38.3            | 31.7            | -1.8  | -0.2          | -0.1           | -0.1  | -1.0            | +0.2            | 19                 | 39.7  | 30.8          | 32.2           | 37.9  | 39.7            | 30.8            | -1.0  | -0.5          | +0.3           | +1.1  | +0.4            | -0.7            |
| 20                 | 39.3   | 27.4          | 34.4           | 37.6  | 38.7            | 34.9            | -0.7  | +0.4          | 0.0            | -0.2  | 0.0             | +0.2            | 20                 | 40.4  | 27.0          | 34.9           | 38.3  | 39.1            | 34.9            | +0.4  | 0.0           | +0.5           | +0.5  | +0.4            | +0.2            |
| 21                 | 42.2   | 33.7          | 35.2           | 38.7  | 41.2            | 37.2            | -0.7  | -0.2          | -0.1           | 0.0   | +0.1            | +0.1            | 21                 | 42.6  | 33.6          | 35.4           | 39.9  | 42.0            | 37.7            | -0.3  | -0.3          | +0.1           | +1.2  | +0.9            | +0.6            |
| 22                 | 39.5   | 35.0          | 36.9           | 39.1  | 38.5            | 37.0            | -0.6  | -0.1          | 0.0            | -0.4  | +0.1            | 0.0             | 22                 | 39.3  | 34.9          | 37.5           | 39.3  | 38.6            | 37.4            | -0.8  | -0.2          | +0.6           | -0.2  | +0.2            | +0.4            |
| 23                 | 43.0   | 34.0          | 35.3           | 38.0  | 42.7            | 36.0            | -0.1  | 0.0           | -0.3           | -0.7  | +0.2            | +0.2            | 23                 | 43.3  | 34.0          | 35.7           | 38.4  | 42.5            | 35.7            | +0.2  | 0.0           | +0.1           | -0.3  | 0.0             | -0.1            |
| 24                 | 44.2   | 33.9          | ...            | ...   | ...             | ...             | -0.8  | 0.0           | ...            | ...   | ...             | ...             | 24                 | 44.7  | 33.8          | ...            | ...   | ...             | ...             | -0.3  | -0.1          | ...            | ...   | ...             | ...             |
| 25                 | 38.4   | 31.0          | 34.9           | 34.5  | 34.0            | 31.3            | +0.6  | -0.2          | +0.1           | 0.0   | -0.4            | 0.0             | 25                 | 36.9  | 30.0          | 34.7           | 34.3  | 34.6            | 30.8            | -0.9  | -1.2          | -0.1           | -0.2  | +0.2            | -0.5            |
| 26                 | 41.0   | 27.6          | 30.9           | 35.5  | 39.9            | 38.8            | +0.4  | +0.2          | -0.4           | -0.7  | +0.1            | -0.1            | 26                 | 40.5  | 27.0          | 31.0           | 35.7  | 40.1            | 38.9            | -0.1  | -0.4          | -0.3           | -0.5  | +0.3            | 0.0             |
| 27                 | 40.0   | 31.8          | 36.6           | 38.0  | 38.9            | 35.9            | -1.2  | +0.4          | +0.7           | -0.4  | -0.3            | +0.1            | 27                 | 40.1  | 30.8          | 35.7           | 38.2  | 39.0            | 36.5            | -1.1  | -0.6          | -0.2           | -0.2  | -0.2            | +0.7            |
| 28                 | 43.9   | 32.0          | 32.7           | 39.8  | 43.1            | 39.6            | -1.1  | -0.1          | +0.3           | -0.4  | 0.0             | +0.1            | 28                 | 44.3  | 31.0          | 32.0           | 40.4  | 43.1            | 39.7            | -0.7  | -1.1          | -0.4           | +0.2  | 0.0             | +0.2            |
| Means              | 35.0   | 23.2          | 27.0           | 31.5  | 33.1            | 28.8            | -0.3  | -0.1          | -0.1           | -0.5  | -0.3            | -0.1            | Means              | 34.9  | 22.7          | 27.2           | 32.0  | 33.4            | 28.8            | -0.4  | -0.7          | +0.1           | +0.1  | 0.0             | -0.1            |

READINGS of DRY-BULB THERMOMETERS in a STEVENSON'S SCREEN and on the ROOF of the MAGNET HOUSE—*continued.*

MARCH.

| Days of the Month. | Readings of Thermometers in Stevenson's Screen, 4 feet above the ground. |               |                |       |                 |                 | Excess above readings of Thermometers on ordinary stand, 4 feet above the ground. |               |                |       |                 |                 | Days of the Month. | Readings of Thermometers on the Roof of the Magnet House, 20 feet above the ground. |               |                |       |                 |                 | Excess above readings of Thermometers on ordinary stand, 4 feet above the ground. |               |                |       |                 |                 |
|--------------------|--|---------------|----------------|-------|-----------------|-----------------|---|---------------|----------------|-------|-----------------|-----------------|--------------------|---|---------------|----------------|-------|-----------------|-----------------|---|---------------|----------------|-------|-----------------|-----------------|
|                    | Maxi-<br>mum.  | Mini-<br>mum. | 9 <sup>h</sup> | Noon. | 15 <sup>h</sup> | 21 <sup>h</sup> | Maxi-<br>mum.   | Mini-<br>mum. | 9 <sup>h</sup> | Noon. | 15 <sup>h</sup> | 21 <sup>h</sup> |                    | Maxi-<br>mum.   | Mini-<br>mum. | 9 <sup>h</sup> | Noon. | 15 <sup>h</sup> | 21 <sup>h</sup> | Maxi-<br>mum.   | Mini-<br>mum. | 9 <sup>h</sup> | Noon. | 15 <sup>h</sup> | 21 <sup>h</sup> |
| d                  | o  | o             | o              | o     | o               | o               | o   | o             | o              | o     | o               | o               | d                  | o   | o             | o              | o     | o               | o               | o   | o             | o              | o     | o               |                 |
| 1                  | 46.3   | 38.2          | 41.7           | 41.5  | 46.1            | 39.5            | -0.8  | -0.1          | 0.0            | -0.2  | -0.4            | +0.1            | 1                  | 46.6  | 38.0          | 41.7           | 41.5  | 46.1            | 39.7            | -0.5  | -0.3          | 0.0            | -0.2  | -0.4            | +0.3            |
| 2                  | 39.7   | 32.0          | 34.4           | 37.1  | 34.8            | 32.1            | -0.8  | 0.0           | -0.2           | -0.6  | -0.2            | -0.1            | 2                  | 41.6  | 31.0          | 33.8           | 37.3  | 35.4            | 31.9            | +1.1  | -1.0          | -0.8           | -0.4  | +0.4            | -0.3            |
| 3                  | 37.2   | 25.0          | ...            | ...   | ...             | ...             | -1.6  | -0.3          | ...            | ...   | ...             | ...             | 3                  | 37.1  | 24.0          | ...            | ...   | ...             | ...             | -1.7  | -1.3          | ...            | ...   | ...             | ...             |
| 4                  | 39.1   | 27.3          | 30.3           | 35.1  | 38.0            | 33.5            | -1.2  | -0.1          | -0.3           | -1.3  | -0.8            | -0.1            | 4                  | 39.7  | 26.9          | 30.6           | 35.3  | 38.2            | 32.9            | -0.6  | -0.5          | 0.0            | -1.1  | -0.6            | -0.7            |
| 5                  | 40.0   | 30.3          | 33.6           | 38.5  | 39.6            | 35.9            | -3.0  | -0.1          | -0.1           | -0.5  | -0.2            | +0.2            | 5                  | 40.3  | 29.4          | 33.1           | 37.0  | 39.7            | 36.8            | -2.7  | -1.0          | -0.6           | -2.0  | -0.1            | +1.1            |
| 6                  | 41.4   | 33.9          | 36.8           | 40.4  | 40.5            | 37.8            | -0.6  | -0.2          | -0.1           | 0.0   | -0.2            | +0.1            | 6                  | 42.5  | 34.0          | 38.3           | 41.4  | 40.6            | 39.2            | +0.5  | -0.1          | +1.4           | +1.0  | -0.1            | +1.5            |
| 7                  | 46.2   | 34.0          | 36.5           | 39.6  | 45.1            | 36.4            | -1.5  | -0.2          | 0.0            | -0.1  | -0.6            | 0.0             | 7                  | 48.3  | 34.2          | 37.8           | 39.4  | 47.3            | 37.7            | +0.6  | 0.0           | +1.3           | -0.3  | +1.6            | +1.3            |
| 8                  | 46.4   | 32.0          | 37.8           | 43.6  | 44.9            | 40.9            | -1.6  | -0.4          | +0.1           | -1.9  | -0.8            | 0.0             | 8                  | 47.4  | 32.0          | 37.5           | 43.9  | 45.6            | 41.0            | -0.6  | -0.4          | -0.2           | -1.6  | -0.1            | +0.1            |
| 9                  | 42.9   | 37.6          | 39.6           | 41.3  | 40.8            | 40.7            | -0.5  | -0.2          | -0.3           | -0.2  | 0.0             | 0.0             | 9                  | 43.4  | 37.4          | 40.1           | 41.4  | 40.7            | 40.7            | 0.0   | -0.4          | +0.2           | -0.1  | -0.1            | 0.0             |
| 10                 | 50.0   | 37.3          | ...            | ...   | ...             | ...             | -1.8  | +0.1          | ...            | ...   | ...             | ...             | 10                 | 50.5  | 36.9          | ...            | ...   | ...             | ...             | -1.3  | -0.3          | ...            | ...   | ...             | ...             |
| 11                 | 54.7   | 34.2          | 45.1           | 51.6  | 50.7            | 40.5            | -2.0  | +0.1          | +1.2           | -0.5  | -1.0            | +0.1            | 11                 | 54.5  | 34.0          | 45.0           | 52.7  | 51.4            | 40.6            | -2.2  | -0.1          | +1.1           | +0.6  | -0.3            | +0.2            |
| 12                 | 51.1   | 33.9          | 42.2           | 48.7  | 50.4            | 39.8            | -1.2  | -0.3          | +0.1           | -1.0  | -0.4            | 0.0             | 12                 | 51.7  | 33.4          | 42.6           | 48.7  | 50.9            | 39.7            | -0.6  | -0.8          | +0.5           | -1.0  | +0.1            | -0.1            |
| 13                 | 45.6   | 36.0          | 36.8           | 43.8  | 43.4            | 38.8            | -2.5  | -0.2          | 0.0            | -1.7  | -0.3            | -0.2            | 13                 | 45.0  | 35.3          | 36.6           | 43.8  | 43.5            | 40.2            | -3.1  | -0.9          | -0.2           | -1.7  | -0.2            | +1.2            |
| 14                 | 54.7   | 31.0          | 38.9           | 49.8  | 54.2            | 46.5            | -1.1  | 0.0           | -0.6           | -0.7  | -0.3            | +0.1            | 14                 | 55.2  | 30.7          | 39.4           | 49.5  | 53.7            | 46.9            | -0.6  | -0.3          | -0.1           | -1.0  | -0.8            | +0.5            |
| 15                 | 52.0   | 41.0          | 45.8           | 50.4  | 50.9            | 48.0            | -0.8  | 0.0           | -0.2           | -0.2  | 0.0             | -0.1            | 15                 | 52.2  | 40.1          | 46.7           | 50.6  | 50.8            | 48.2            | -0.6  | -0.9          | +0.7           | 0.0   | -0.1            | +0.1            |
| 16                 | 50.7   | 41.2          | 45.7           | 49.6  | 50.1            | 46.1            | -0.3  | 0.0           | 0.0            | -0.1  | -0.4            | +0.1            | 16                 | 51.5  | 40.5          | 46.2           | 50.7  | 50.5            | 46.8            | +0.5  | -0.7          | +0.5           | +1.0  | 0.0             | +0.8            |
| 17                 | 57.0   | 41.8          | ...            | ...   | ...             | ...             | 0.0   | +0.3          | ...            | ...   | ...             | ...             | 17                 | 56.3  | 42.1          | ...            | ...   | ...             | ...             | -0.7  | +0.6          | ...            | ...   | ...             | ...             |
| 18                 | 59.1   | 34.2          | 48.7           | 56.1  | 58.5            | 46.3            | -2.5  | +0.6          | +2.3           | -1.7  | -1.2            | +0.1            | 18                 | 61.7  | 34.7          | 47.7           | 58.6  | 60.4            | 46.0            | +0.1  | +1.1          | +1.3           | +0.8  | +0.7            | -0.2            |
| 19                 | 53.0   | 38.7          | 42.5           | 47.5  | 51.7            | 47.8            | -0.8  | +0.2          | -0.1           | -0.3  | 0.0             | +0.1            | 19                 | 52.7  | 38.3          | 42.7           | 48.4  | 51.8            | 47.7            | -1.1  | -0.2          | +0.1           | +0.6  | +0.1            | 0.0             |
| 20                 | 55.2   | 45.2          | 49.9           | 50.9  | 53.8            | 45.2            | -0.9  | -0.1          | 0.0            | -0.3  | -0.2            | -0.2            | 20                 | 55.5  | 45.5          | 49.9           | 51.0  | 53.8            | 45.7            | -0.6  | +0.2          | 0.0            | -0.2  | -0.2            | +0.3            |
| 21                 | 60.1   | 42.3          | 47.3           | 52.5  | 58.2            | 53.2            | -0.9  | -0.1          | -0.1           | -0.2  | 0.0             | +0.3            | 21                 | 60.5  | 41.8          | 48.4           | 52.6  | 59.5            | 53.7            | -0.5  | -0.6          | +1.0           | -0.1  | +1.3            | +0.8            |
| 22                 | 61.3   | 42.4          | 49.8           | 59.1  | 61.1            | 49.9            | -1.7  | +0.2          | +0.3           | -0.8  | -1.1            | +0.1            | 22                 | 61.6  | 41.0          | 49.9           | 58.7  | 61.6            | 51.2            | -1.4  | -1.2          | +0.4           | -1.2  | -0.6            | +1.4            |
| 23                 | 53.7   | 39.8          | 47.3           | 52.2  | 47.6            | 48.0            | -1.3  | +0.6          | -0.1           | -0.6  | +0.2            | -0.1            | 23                 | 53.7  | 39.1          | 47.8           | 52.5  | 47.3            | 48.3            | -1.3  | -0.1          | +0.4           | -0.3  | -0.1            | +0.2            |
| 24                 | 56.3   | 46.6          | ...            | ...   | ...             | ...             | -0.8  | +0.4          | ...            | ...   | ...             | ...             | 24                 | 56.5  | 45.2          | ...            | ...   | ...             | ...             | -0.6  | -1.0          | ...            | ...   | ...             | ...             |
| 25                 | 53.9   | 39.3          | 45.5           | 51.5  | 50.5            | 43.0            | -1.8  | +0.1          | -0.3           | -0.5  | -0.2            | +0.1            | 25                 | 54.6  | 39.3          | 45.8           | 51.7  | 50.7            | 42.7            | -1.1  | +0.1          | 0.0            | -0.3  | 0.0             | -0.2            |
| 26                 | 52.0   | 39.5          | 45.2           | 48.8  | 50.2            | 43.1            | -1.2  | 0.0           | -0.5           | +0.1  | -0.4            | 0.0             | 26                 | 51.5  | 38.9          | 45.5           | 48.7  | 50.5            | 43.0            | -1.7  | -0.6          | -0.2           | 0.0   | -0.1            | -0.1            |
| 27                 | 53.9   | 37.9          | 40.1           | 49.8  | 52.9            | 48.5            | -0.4  | -0.2          | -0.6           | -0.1  | -0.1            | +0.1            | 27                 | 54.4  | 37.3          | 40.7           | 50.0  | 53.5            | 48.5            | +0.1  | -0.8          | 0.0            | +0.1  | +0.5            | +0.1            |
| 28                 | 49.1   | 43.0          | 46.2           | 45.9  | 47.7            | 43.1            | -0.6  | 0.0           | -0.2           | +0.1  | -0.1            | -0.2            | 28                 | 49.3  | 42.4          | 46.0           | 46.5  | 47.7            | 42.8            | -0.4  | -0.6          | -0.4           | +0.7  | -0.1            | -0.5            |
| 29                 | 46.2   | 39.3          | 39.7           | 43.8  | 44.6            | 40.5            | -0.8  | +0.2          | 0.0            | 0.0   | -1.1            | +0.5            | 29                 | 46.4  | 39.1          | 39.6           | 44.4  | 44.6            | 40.0            | -0.6  | 0.0           | -0.1           | +0.6  | -1.1            | 0.0             |
| 30                 | 47.9   | 35.3          | 41.0           | 43.9  | 44.6            | 39.8            | -1.1  | -0.1          | +0.1           | -0.1  | +0.1            | -0.3            | 30                 | 48.5  | 34.1          | 41.7           | 44.5  | 44.6            | 39.7            | -0.5  | -1.3          | +0.8           | +0.5  | +0.1            | -0.4            |
| 31                 | 49.2   | 37.9          | ...            | ...   | ...             | ...             | -1.4  | +0.4          | ...            | ...   | ...             | ...             | 31                 | 49.7  | 36.3          | ...            | ...   | ...             | ...             | -0.9  | -1.2          | ...            | ...   | ...             | ...             |
| Means              | 49.9   | 37.0          | 41.9           | 46.7  | 48.1            | 42.5            | -1.2  | 0.0           | 0.0            | -0.5  | -0.4            | 0.0             | Means              | 50.3  | 36.5          | 42.1           | 47.0  | 48.5            | 42.8            | -0.7  | -0.5          | +0.3           | -0.2  | 0.0             | +0.3            |

READINGS of DRY-BULB THERMOMETERS in a STEVENSON'S SCREEN and on the ROOF of the MAGNET HOUSE—continued.

APRIL.

| Days of the Month. | Readings of Thermometers in Stevenson's Screen, 4 feet above the ground. |               |                |       |                 |                 | Excess above readings of Thermometers on ordinary stand, 4 feet above the ground. |               |                |       |                 |                 | Days of the Month. | Readings of Thermometers on the Roof of the Magnet House, 20 feet above the ground. |               |                |       |                 |                 | Excess above readings of Thermometers on ordinary stand, 4 feet above the ground. |               |                |       |                 |                 |
|--------------------|--|---------------|----------------|-------|-----------------|-----------------|---|---------------|----------------|-------|-----------------|-----------------|--------------------|---|---------------|----------------|-------|-----------------|-----------------|---|---------------|----------------|-------|-----------------|-----------------|
|                    | Maxi-<br>mum.  | Mini-<br>mum. | 9 <sup>a</sup> | Noon. | 15 <sup>a</sup> | 21 <sup>a</sup> | Maxi-<br>mum.   | Mini-<br>mum. | 9 <sup>a</sup> | Noon. | 15 <sup>a</sup> | 21 <sup>a</sup> |                    | Maxi-<br>mum.   | Mini-<br>mum. | 9 <sup>a</sup> | Noon. | 15 <sup>a</sup> | 21 <sup>a</sup> | Maxi-<br>mum.   | Mini-<br>mum. | 9 <sup>a</sup> | Noon. | 15 <sup>a</sup> | 21 <sup>a</sup> |
| d                  | o  | o             | o              | o     | o               | o               | o   | o             | o              | o     | o               | o               | d                  | o   | o             | o              | o     | o               | o               | o   | o             | o              | o     | o               |                 |
| 1                  | 50.2   | 31.8          | 41.5           | 48.8  | 48.5            | 41.3            | -2.0  | +0.4          | +0.1           | -1.7  | -0.4            | -0.2            | 1                  | 52.6  | 31.1          | 40.0           | 49.7  | 48.7            | 41.4            | +0.4  | -0.3          | -1.4           | -0.8  | -0.2            | -0.1            |
| 2                  | 46.0   | 39.4          | 42.1           | 45.5  | 45.7            | 40.9            | -0.2  | -0.1          | -0.1           | -0.2  | -0.1            | +0.1            | 2                  | 46.3  | 39.1          | 41.5           | 45.7  | 45.8            | 40.7            | +0.1  | -0.4          | -0.7           | 0.0   | 0.0             | -0.1            |
| 3                  | 44.8   | 37.2          | 38.0           | 41.8  | 43.6            | 39.3            | -0.3  | -0.2          | -0.5           | -0.4  | -0.1            | -0.2            | 3                  | 44.6  | 37.1          | 38.0           | 41.9  | 43.5            | 39.2            | -0.5  | -0.3          | -0.5           | -0.3  | -0.2            | -0.3            |
| 4                  | 44.3   | 36.1          | 39.8           | 42.4  | 44.0            | 38.1            | -2.5  | -0.4          | +0.1           | -0.7  | -0.4            | +0.1            | 4                  | 45.5  | 34.7          | 40.6           | 42.7  | 44.3            | 37.9            | -1.3  | -1.8          | +0.9           | -0.4  | -0.1            | -0.1            |
| 5                  | 48.7   | 35.1          | 41.4           | 45.8  | 47.0            | 42.0            | -0.5  | -0.1          | -0.1           | 0.0   | 0.0             | 0.0             | 5                  | 49.2  | 34.8          | 42.7           | 46.5  | 47.7            | 42.6            | 0.0   | -0.4          | +1.2           | +0.7  | +0.7            | +0.6            |
| 6                  | 47.8   | 37.1          | 45.8           | 47.1  | 46.8            | 47.2            | +0.1  | -0.1          | +0.1           | -0.1  | +0.1            | -0.2            | 6                  | 47.5  | 37.0          | 46.6           | 47.4  | 46.7            | 47.3            | -0.2  | -0.2          | +0.9           | +0.2  | 0.0             | -0.1            |
| 7                  | 48.0   | 41.0          | ...            | ...   | ...             | ...             | +0.6  | +1.0          | ...            | ...   | ...             | ...             | 7                  | 47.5  | 39.3          | ...            | ...   | ...             | ...             | +0.1  | -0.7          | ...            | ...   | ...             | ...             |
| 8                  | 56.3   | 37.1          | 44.9           | 51.4  | 55.5            | 46.6            | -1.7  | 0.0           | -0.1           | -0.3  | +0.3            | -0.1            | 8                  | 57.5  | 37.1          | 45.7           | 51.5  | 57.0            | 46.7            | -0.5  | 0.0           | +0.7           | -0.2  | +1.8            | 0.0             |
| 9                  | 62.9   | 45.3          | 53.0           | 57.8  | 61.6            | 47.8            | -1.1  | +0.2          | -0.1           | -0.6  | -0.4            | +0.1            | 9                  | 64.2  | 45.0          | 54.1           | 58.4  | 61.7            | 48.6            | +0.2  | -0.1          | +1.0           | 0.0   | -0.3            | +0.9            |
| 10                 | 60.9   | 45.6          | 52.4           | 57.8  | 58.0            | 52.2            | -1.1  | +0.1          | -0.3           | -0.3  | -0.2            | +0.3            | 10                 | 62.5  | 45.4          | 52.9           | 58.0  | 58.7            | 52.5            | +0.5  | -0.1          | +0.2           | -0.1  | +0.5            | +0.6            |
| 11                 | 60.9   | 40.0          | 48.8           | 57.8  | 60.1            | 49.9            | -1.3  | +0.4          | +0.3           | -0.9  | -0.4            | +0.2            | 11                 | 60.5  | 38.7          | 48.8           | 58.0  | 60.5            | 49.9            | -1.7  | -0.9          | +0.3           | -0.7  | 0.0             | +0.2            |
| 12                 | 56.6   | 38.1          | ...            | ...   | ...             | ...             | -0.6  | +0.6          | ...            | ...   | ...             | ...             | 12                 | 56.6  | 37.0          | ...            | ...   | ...             | ...             | -0.6  | -0.5          | ...            | ...   | ...             | ...             |
| 13                 | 53.0   | 34.3          | 47.6           | 51.3  | 50.5            | 38.5            | -3.0  | +0.2          | +0.3           | -0.5  | -1.6            | -0.2            | 13                 | 55.5  | 33.0          | 47.9           | 51.4  | 51.2            | 37.7            | -0.5  | -1.1          | +0.6           | -0.4  | -0.9            | -1.0            |
| 14                 | 54.0   | 34.4          | ...            | ...   | ...             | ...             | +0.8  | 0.0           | ...            | ...   | ...             | ...             | 14                 | 51.5  | 33.2          | ...            | ...   | ...             | ...             | -1.7  | -1.2          | ...            | ...   | ...             | ...             |
| 15                 | 50.0   | 33.1          | ...            | ...   | ...             | ...             | -1.2  | +0.2          | ...            | ...   | ...             | ...             | 15                 | 51.5  | 32.5          | ...            | ...   | ...             | ...             | +0.3  | -0.4          | ...            | ...   | ...             | ...             |
| 16                 | 55.6   | 37.4          | 38.8           | 46.5  | 52.6            | 43.3            | -1.4  | -0.1          | -0.6           | -0.9  | -1.6            | +0.3            | 16                 | 56.6  | 37.0          | 39.5           | 47.9  | 53.1            | 42.8            | -0.4  | -0.5          | +0.1           | +0.5  | -1.1            | -0.2            |
| 17                 | 65.6   | 42.9          | 48.1           | 57.6  | 65.6            | 53.2            | -1.1  | +1.3          | -0.4           | -0.8  | -0.4            | +0.1            | 17                 | 67.4  | 41.9          | 48.8           | 57.7  | 64.7            | 53.7            | +0.7  | +0.3          | +0.3           | -0.7  | -1.3            | +0.6            |
| 18                 | 61.5   | 48.5          | 50.8           | 57.8  | 59.3            | 49.6            | -1.8  | +0.4          | -0.2           | +0.1  | +0.1            | +0.4            | 18                 | 63.0  | 48.0          | 51.7           | 57.9  | 59.2            | 49.5            | -0.3  | -0.1          | +0.7           | +0.2  | 0.0             | +0.3            |
| 19                 | 62.4   | 44.5          | 48.1           | 59.6  | 60.7            | 53.1            | -1.6  | +0.1          | -0.3           | -0.8  | 0.0             | 0.0             | 19                 | 62.7  | 43.9          | 49.2           | 60.6  | 60.7            | 53.3            | -1.3  | -0.5          | +0.8           | +0.2  | 0.0             | +0.2            |
| 20                 | 66.1   | 49.1          | 61.7           | 62.8  | 65.2            | 50.8            | -1.6  | +0.7          | +1.3           | -0.9  | -0.7            | +0.1            | 20                 | 66.6  | 48.9          | 60.7           | 62.6  | 65.3            | 50.7            | -1.1  | +0.5          | +0.3           | -1.1  | -0.6            | 0.0             |
| 21                 | 60.0   | 49.3          | ...            | ...   | ...             | ...             | -0.6  | +0.6          | ...            | ...   | ...             | ...             | 21                 | 60.5  | 48.2          | ...            | ...   | ...             | ...             | -0.1  | -0.5          | ...            | ...   | ...             | ...             |
| 22                 | 58.8   | 49.3          | 51.7           | 57.0  | 56.5            | 52.5            | -1.4  | +0.3          | 0.0            | +0.3  | -0.4            | +0.1            | 22                 | 58.7  | 48.3          | 51.8           | 57.7  | 56.2            | 52.4            | -1.5  | -0.7          | +0.1           | +1.0  | -0.7            | 0.0             |
| 23                 | 61.6   | 49.2          | 54.0           | 55.5  | 60.1            | 49.6            | -1.2  | +0.9          | -0.1           | -0.4  | +0.2            | +0.7            | 23                 | 62.7  | 48.8          | 54.5           | 55.7  | 60.1            | 49.8            | -0.1  | +0.5          | +0.4           | -0.2  | +0.2            | +0.9            |
| 24                 | 63.0   | 43.1          | 53.7           | 60.8  | 58.0            | 52.6            | -1.8  | +0.1          | -0.3           | -0.4  | +0.1            | +0.1            | 24                 | 63.2  | 42.9          | 54.6           | 61.0  | 58.2            | 52.7            | -1.6  | -0.1          | +0.6           | -0.2  | +0.3            | +0.2            |
| 25                 | 58.8   | 44.4          | 50.3           | 54.8  | 55.2            | 49.2            | +0.8  | +0.3          | -0.1           | -0.8  | +0.2            | -0.2            | 25                 | 58.3  | 43.2          | 50.4           | 54.9  | 54.9            | 49.1            | +0.3  | -0.9          | 0.0            | -0.7  | -0.1            | -0.3            |
| 26                 | 54.1   | 46.3          | 46.8           | 49.9  | 48.6            | 46.8            | -0.7  | +0.2          | +0.1           | +0.1  | -0.1            | 0.0             | 26                 | 54.5  | 46.1          | 47.5           | 50.6  | 49.8            | 46.7            | -0.3  | 0.0           | +0.8           | +0.8  | +1.1            | -0.1            |
| 27                 | 52.1   | 45.3          | 46.5           | 48.5  | 48.5            | 48.1            | -1.1  | +0.3          | -0.1           | -0.1  | -0.3            | 0.0             | 27                 | 51.4  | 44.2          | 46.3           | 48.8  | 48.7            | 47.6            | -1.8  | -0.8          | -0.3           | +0.2  | -0.1            | -0.5            |
| 28                 | 55.0   | 45.2          | ...            | ...   | ...             | ...             | -0.6  | +0.2          | ...            | ...   | ...             | ...             | 28                 | 54.3  | 44.1          | ...            | ...   | ...             | ...             | -1.3  | -0.9          | ...            | ...   | ...             | ...             |
| 29                 | 63.0   | 36.9          | 52.9           | 58.9  | 60.0            | 52.9            | -1.0  | +0.5          | -0.6           | +0.1  | -1.3            | +0.2            | 29                 | 63.5  | 36.1          | 53.4           | 59.6  | 61.4            | 52.7            | -0.5  | -0.3          | -0.1           | +0.8  | +0.1            | 0.0             |
| 30                 | 62.7   | 43.1          | 54.1           | 60.1  | 61.6            | 50.8            | -2.1  | +0.4          | 0.0            | +0.3  | +0.5            | +0.4            | 30                 | 64.2  | 42.1          | 54.1           | 61.8  | 61.3            | 51.0            | -0.6  | -0.6          | 0.0            | +2.0  | +0.2            | +0.6            |
| Means              | 56.2   | 41.3          | 48.0           | 53.2  | 54.7            | 47.3            | -1.0  | +0.3          | -0.1           | -0.4  | -0.3            | +0.1            | Means              | 56.7  | 40.6          | 48.4           | 53.7  | 55.0            | 47.4            | -0.5  | -0.4          | +0.3           | 0.0   | 0.0             | +0.1            |

READINGS of DRY-BULB THERMOMETERS in a STEVENSON'S SCREEN and on the ROOF of the MAGNET HOUSE—*continued.*

MAY.

| Days of the Month. | Readings of Thermometers in Stevenson's Screen, 4 feet above the ground. |          |                |       |                 |                 | Excess above readings of Thermometers on ordinary stand, 4 feet above the ground. |          |                |       |                 |                 | Days of the Month. | Readings of Thermometers on the Roof of the Magnet House, 20 feet above the ground. |          |                |       |                 |                 | Excess above readings of Thermometers on ordinary stand, 4 feet above the ground. |          |                |       |                 |                 |
|--------------------|--|----------|----------------|-------|-----------------|-----------------|---|----------|----------------|-------|-----------------|-----------------|--------------------|---|----------|----------------|-------|-----------------|-----------------|---|----------|----------------|-------|-----------------|-----------------|
|                    | Maximum.   | Minimum. | 9 <sup>a</sup> | Noon. | 15 <sup>a</sup> | 21 <sup>a</sup> | Maximum.  | Minimum. | 9 <sup>a</sup> | Noon. | 15 <sup>a</sup> | 21 <sup>a</sup> |                    | Maximum.  | Minimum. | 9 <sup>a</sup> | Noon. | 15 <sup>a</sup> | 21 <sup>a</sup> | Maximum.  | Minimum. | 9 <sup>a</sup> | Noon. | 15 <sup>a</sup> | 21 <sup>a</sup> |
| 1                  | 62.2   | 44.3     | 59.8           | 60.7  | 56.7            | 44.9            | -1.8  | +0.5     | +0.1           | -0.2  | 0.0             | +0.2            | 1                  | 62.6  | 43.1     | 59.7           | 61.4  | 55.7            | 44.5            | -1.4  | -0.7     | 0.0            | +0.5  | -1.0            | -0.2            |
| 2                  | 60.7   | 38.0     | 54.8           | 57.3  | 59.2            | 47.8            | -1.8  | +0.2     | +1.0           | -1.1  | -0.5            | +0.3            | 2                  | 61.0  | 36.1     | 51.8           | 56.2  | 58.1            | 47.4            | -1.5  | -1.7     | -2.0           | -2.2  | -1.6            | -0.1            |
| 3                  | 62.1   | 40.5     | 57.1           | 59.8  | 59.6            | 46.3            | -1.3  | +0.4     | +0.4           | -0.3  | -0.2            | -0.2            | 3                  | 62.6  | 39.0     | 55.4           | 58.5  | 58.7            | 46.3            | -0.8  | -1.1     | -1.3           | -1.6  | -1.1            | -0.2            |
| 4                  | 63.0   | 43.5     | 57.2           | 60.3  | 63.0            | 48.5            | -0.4  | +0.3     | -0.5           | -0.5  | -0.7            | +0.3            | 4                  | 63.5  | 42.9     | 55.5           | 61.6  | 60.9            | 48.7            | +0.1  | -0.3     | -2.2           | +0.8  | -2.8            | +0.5            |
| 5                  | 60.8   | 39.5     | ...            | ...   | ...             | ...             | -1.9  | +0.5     | ...            | ...   | ...             | ...             | 5                  | 60.2  | 39.4     | ...            | ...   | ...             | ...             | -2.5  | +0.4     | ...            | ...   | ...             | ...             |
| 6                  | 68.7   | 42.9     | 61.8           | 66.8  | 67.8            | 56.5            | -1.4  | +0.7     | -0.7           | -1.8  | -1.2            | +0.1            | 6                  | 69.8  | 41.9     | 60.0           | 67.0  | 68.0            | 55.6            | -0.3  | -0.3     | -2.5           | -1.6  | -1.0            | -0.8            |
| 7                  | 65.8   | 50.4     | 60.0           | 64.6  | 63.7            | 53.6            | -1.2  | +1.0     | -0.5           | -1.0  | -0.4            | +0.1            | 7                  | 66.6  | 49.4     | 60.7           | 64.7  | 64.7            | 52.7            | -0.4  | 0.0      | +0.2           | -0.9  | +0.6            | -0.8            |
| 8                  | 66.7   | 46.8     | 61.8           | 65.5  | 64.6            | 53.1            | -1.5  | +0.8     | -0.9           | -1.8  | -1.1            | +0.2            | 8                  | 67.5  | 45.2     | 61.7           | 65.9  | 65.4            | 52.4            | -0.7  | -0.8     | -1.0           | -1.4  | -0.3            | -0.5            |
| 9                  | 73.0   | 44.1     | 64.0           | 71.9  | 69.1            | 57.7            | -2.1  | +0.9     | -0.4           | -0.4  | -0.7            | +0.1            | 9                  | 74.5  | 42.8     | 63.4           | 71.8  | 70.0            | 57.9            | -0.6  | -0.4     | -1.0           | -0.5  | +0.2            | +0.3            |
| 10                 | 67.9   | 46.0     | 58.5           | 62.9  | 67.9            | 53.6            | -2.4  | +0.2     | +0.1           | -0.6  | -1.5            | +0.4            | 10                 | 69.7  | 45.0     | 58.3           | 63.9  | 68.9            | 54.3            | -0.6  | -0.8     | -0.1           | +0.4  | -0.5            | +1.1            |
| 11                 | 73.5   | 45.5     | 63.8           | 69.9  | 72.0            | 59.0            | -1.9  | +0.3     | +0.3           | -0.3  | -2.1            | +0.1            | 11                 | 74.5  | 44.2     | 63.5           | 69.9  | 73.2            | 59.8            | -0.9  | -1.0     | 0.0            | -0.3  | -0.9            | +0.9            |
| 12                 | 78.4   | 50.0     | ...            | ...   | ...             | ...             | -2.9  | +1.3     | ...            | ...   | ...             | ...             | 12                 | 80.3  | 49.2     | ...            | ...   | ...             | ...             | -1.0  | +0.5     | ...            | ...   | ...             | ...             |
| 13                 | 77.8   | 57.6     | 67.8           | 73.6  | 77.0            | 65.6            | -2.1  | +0.3     | +0.1           | -0.3  | -0.7            | -0.1            | 13                 | 79.2  | 57.4     | 69.0           | 74.4  | 77.2            | 66.8            | -0.7  | +0.1     | +1.3           | +0.5  | -0.5            | +1.1            |
| 14                 | 73.2   | 56.0     | 65.4           | 69.6  | 72.0            | 63.8            | -1.8  | +0.5     | -0.5           | -0.1  | -0.7            | +0.2            | 14                 | 74.5  | 55.1     | 64.1           | 69.6  | 73.7            | 63.7            | -0.5  | -0.4     | -1.8           | -0.1  | +1.0            | +0.1            |
| 15                 | 65.0   | 53.8     | 57.6           | 60.3  | 59.6            | 53.8            | +1.0  | 0.0      | -0.1           | -0.5  | -0.1            | +0.1            | 15                 | 64.1  | 53.2     | 57.2           | 60.5  | 59.3            | 53.5            | +0.1  | -0.6     | -0.5           | -0.3  | -0.4            | -0.2            |
| 16                 | 54.0   | 42.0     | 46.9           | 51.8  | 52.7            | 42.0            | 0.0   | +0.4     | 0.0            | -1.9  | -1.0            | +0.1            | 16                 | 53.5  | 41.1     | 47.0           | 51.8  | 53.0            | 41.5            | -0.5  | -0.5     | +0.1           | -1.9  | -0.7            | -0.4            |
| 17                 | 46.2   | 39.1     | 42.4           | 44.5  | 45.7            | 44.0            | -0.6  | -0.5     | -0.4           | -0.2  | -0.2            | +0.1            | 17                 | 45.8  | 38.3     | 42.7           | 44.4  | 45.6            | 44.5            | -1.0  | -1.3     | -0.1           | -0.3  | -0.3            | +0.6            |
| 18                 | 54.7   | 40.3     | 47.6           | 50.4  | 50.1            | 47.8            | -1.5  | -0.7     | -0.2           | -0.3  | -0.3            | -0.1            | 18                 | 55.4  | 39.9     | 48.4           | 50.6  | 50.3            | 47.7            | -0.8  | -1.1     | +0.6           | -0.1  | -0.1            | -0.2            |
| 19                 | 49.2   | 46.0     | ...            | ...   | ...             | ...             | +0.1  | +0.2     | ...            | ...   | ...             | ...             | 19                 | 48.7  | 45.4     | ...            | ...   | ...             | ...             | -0.4  | -0.4     | ...            | ...   | ...             | ...             |
| 20                 | 48.7   | 44.1     | 46.1           | 46.5  | 47.7            | 46.5            | -0.1  | +0.1     | -0.5           | -0.4  | -0.1            | +0.5            | 20                 | 48.5  | 43.5     | 46.7           | 46.6  | 47.8            | 45.8            | -0.3  | -0.5     | +0.1           | -0.3  | 0.0             | -0.2            |
| 21                 | 62.2   | 44.1     | 56.7           | 62.2  | 57.6            | 51.0            | -1.0  | +1.1     | 0.0            | -0.1  | -0.3            | +0.1            | 21                 | 61.3  | 42.5     | 54.5           | 60.9  | 57.7            | 50.3            | -1.9  | -0.5     | -2.2           | -1.4  | -0.2            | -0.6            |
| 22                 | 66.4   | 41.2     | 52.3           | 63.9  | 64.8            | 58.1            | -2.2  | +0.1     | -0.4           | -0.8  | +0.1            | 0.0             | 22                 | 67.5  | 40.4     | 51.8           | 62.9  | 65.4            | 58.5            | -1.1  | -0.7     | -0.9           | -1.8  | +0.7            | +0.4            |
| 23                 | 67.3   | 44.9     | 63.5           | 63.0  | 56.9            | 51.6            | -2.8  | +0.8     | -0.9           | -0.1  | -0.2            | +0.1            | 23                 | 68.8  | 43.9     | 63.9           | 63.0  | 56.5            | 51.3            | -1.3  | -0.2     | -0.5           | -0.1  | -0.6            | -0.2            |
| 24                 | 63.8   | 45.6     | 56.2           | 61.6  | 63.8            | 49.8            | -3.0  | -0.4     | -1.5           | -1.2  | -1.3            | +0.1            | 24                 | 65.5  | 45.1     | 57.9           | 61.7  | 63.7            | 49.7            | -1.3  | -0.9     | +0.2           | -1.1  | -1.4            | 0.0             |
| 25                 | 68.2   | 47.9     | ...            | ...   | ...             | ...             | -2.9  | -0.2     | ...            | ...   | ...             | ...             | 25                 | 69.5  | 47.2     | ...            | ...   | ...             | ...             | -1.6  | -0.9     | ...            | ...   | ...             | ...             |
| 26                 | 70.8   | 47.1     | ...            | ...   | ...             | ...             | -1.9  | +0.1     | ...            | ...   | ...             | ...             | 26                 | 73.2  | 46.2     | ...            | ...   | ...             | ...             | +0.5  | -0.8     | ...            | ...   | ...             | ...             |
| 27                 | 70.7   | 47.1     | 59.2           | 69.4  | 69.4            | 53.5            | -2.6  | +0.9     | -0.7           | -0.9  | -1.3            | +0.1            | 27                 | 72.1  | 46.2     | 59.7           | 70.0  | 70.1            | 53.5            | -1.2  | 0.0      | -0.2           | -0.3  | -0.6            | +0.1            |
| 28                 | 66.2   | 44.5     | 56.5           | 63.1  | 64.4            | 48.7            | -2.6  | 0.0      | -0.4           | -1.7  | -2.1            | 0.0             | 28                 | 66.1  | 44.0     | 54.5           | 62.8  | 65.9            | 47.7            | -2.7  | -0.5     | -2.4           | -2.0  | -0.6            | -1.0            |
| 29                 | 75.7   | 46.3     | 55.8           | 72.2  | 74.8            | 58.9            | -3.1  | -0.7     | -1.4           | -1.1  | -1.6            | 0.0             | 29                 | 77.2  | 45.9     | 53.9           | 71.1  | 75.0            | 58.7            | -1.6  | -1.1     | -3.3           | -2.2  | -1.4            | -0.2            |
| 30                 | 84.2   | 50.4     | 78.1           | 82.6  | 82.5            | 68.1            | -2.0  | +1.1     | 0.0            | -0.1  | -1.2            | +0.2            | 30                 | 84.7  | 48.9     | 78.3           | 82.1  | 83.0            | 68.5            | -1.5  | -0.4     | +0.2           | -0.6  | -0.7            | +0.6            |
| 31                 | 72.8   | 59.7     | 65.2           | 68.5  | 71.7            | 60.8            | -1.5  | +0.3     | -1.0           | -0.6  | 0.0             | 0.0             | 31                 | 73.3  | 59.2     | 65.7           | 69.2  | 71.6            | 60.7            | -1.0  | -0.2     | -0.5           | +0.1  | -0.1            | -0.1            |
| Means              | 65.8   | 46.1     | 58.3           | 63.2  | 63.6            | 53.3            | -1.7  | +0.3     | -0.3           | -0.7  | -0.7            | +0.1            | Means              | 66.5  | 45.2     | 57.9           | 63.2  | 63.8            | 53.2            | -0.9  | -0.6     | -0.8           | -0.7  | -0.5            | 0.0             |

READINGS OF DRY-BULB THERMOMETERS in a STEVENSON'S SCREEN and on the ROOF of the MAGNET HOUSE—continued.

JUNE.

| Days of the Month. | Readings of Thermometers in Stevenson's Screen, 4 feet above the ground. |               |                |       |                 |                 | Excess above readings of Thermometers on ordinary stand, 4 feet above the ground. |               |                |       |                 |                 | Days of the Month. | Readings of Thermometers on the Roof of the Magnet House, 20 feet above the ground. |               |                |       |                 |                 | Excess above readings of Thermometers on ordinary stand, 4 feet above the ground. |               |                |       |                 |                 |
|--------------------|--|---------------|----------------|-------|-----------------|-----------------|---|---------------|----------------|-------|-----------------|-----------------|--------------------|---|---------------|----------------|-------|-----------------|-----------------|---|---------------|----------------|-------|-----------------|-----------------|
|                    | Maxi-<br>mum.  | Mini-<br>mum. | 9 <sup>h</sup> | Noon. | 15 <sup>h</sup> | 21 <sup>h</sup> | Maxi-<br>mum.   | Mini-<br>mum. | 9 <sup>h</sup> | Noon. | 15 <sup>h</sup> | 21 <sup>h</sup> |                    | Maxi-<br>mum.   | Mini-<br>mum. | 9 <sup>h</sup> | Noon. | 15 <sup>h</sup> | 21 <sup>h</sup> | Maxi-<br>mum.   | Mini-<br>mum. | 9 <sup>h</sup> | Noon. | 15 <sup>h</sup> | 21 <sup>h</sup> |
| d                  | o  | o             | o              | o     | o               | o               | o   | o             | o              | o     | o               | o               | d                  | o   | o             | o              | o     | o               | o               | o   | o             | o              | o     | o               |                 |
| 1                  | 67.0   | 53.6          | 60.8           | 64.5  | 62.2            | 54.1            | -0.9  | +0.4          | +0.1           | -0.1  | +0.2            | +0.3            | 1                  | 66.7  | 52.3          | 60.9           | 65.1  | 62.6            | 53.7            | -1.2  | -0.9          | +0.2           | +0.5  | +0.6            | -0.1            |
| 2                  | 65.8   | 45.6          | ...            | ...   | ...             | ..              | -3.2  | +0.2          | ...            | ...   | ...             | ...             | 2                  | 66.3  | 44.3          | ...            | ...   | ...             | ...             | -2.7  | -1.1          | ...            | ...   | ...             | ...             |
| 3                  | 74.8   | 45.1          | ...            | ...   | ...             | ...             | -1.4  | +1.2          | ...            | ...   | ...             | ...             | 3                  | 74.4  | 43.1          | ...            | ...   | ...             | ...             | -1.8  | -0.8          | ...            | ...   | ...             | ...             |
| 4                  | 63.9   | 55.7          | 61.2           | 61.4  | 61.9            | 60.2            | -0.9  | +0.2          | -0.8           | -0.4  | -0.2            | 0.0             | 4                  | 64.9  | 55.4          | 62.5           | 61.6  | 61.7            | 60.2            | +0.1  | -0.1          | +0.5           | -0.2  | -0.4            | 0.0             |
| 5                  | 69.9   | 55.9          | 57.1           | 60.5  | 68.6            | 58.8            | -1.2  | 0.0           | -0.6           | -0.3  | -1.2            | +0.1            | 5                  | 69.6  | 54.3          | 56.8           | 60.7  | 68.1            | 58.7            | -1.5  | -1.6          | -0.9           | -0.1  | -1.7            | 0.0             |
| 6                  | 66.2   | 50.6          | 56.9           | 60.9  | 66.1            | 53.6            | -1.7  | +0.7          | -0.7           | -1.5  | -1.8            | 0.0             | 6                  | 65.5  | 49.3          | 56.9           | 61.0  | 64.9            | 53.2            | -2.4  | -0.6          | -0.7           | -1.4  | -3.0            | -0.4            |
| 7                  | 78.8   | 49.4          | 67.8           | 75.8  | 76.8            | 62.1            | -0.3  | +0.6          | -0.9           | -1.0  | -1.9            | +0.4            | 7                  | 76.6  | 48.4          | 67.7           | 75.1  | 75.7            | 62.4            | -2.5  | -0.4          | -1.0           | -1.7  | -3.0            | +0.7            |
| 8                  | 79.8   | 49.6          | 69.8           | 76.8  | 77.4            | 59.7            | -2.9  | +0.7          | -0.8           | -1.7  | -2.1            | +0.3            | 8                  | 79.6  | 48.1          | 67.1           | 74.6  | 77.3            | 59.1            | -3.1  | -0.8          | -3.5           | -3.9  | -2.2            | -0.3            |
| 9                  | 82.3   | 52.8          | ...            | ...   | ...             | ...             | -2.0  | +1.3          | ...            | ...   | ...             | ...             | 9                  | 82.8  | 51.4          | ...            | ...   | ...             | ...             | -1.5  | -0.1          | ...            | ...   | ...             | ...             |
| 10                 | 71.6   | 58.2          | 62.1           | 64.9  | 65.8            | 59.6            | +1.5  | +0.7          | -0.6           | -0.9  | -0.4            | +0.1            | 10                 | 71.3  | 57.1          | 61.8           | 65.5  | 66.0            | 59.2            | +1.2  | -0.4          | -0.9           | -0.3  | -0.2            | -0.3            |
| 11                 | 70.0   | 51.1          | 61.5           | 66.8  | 69.1            | 59.6            | -2.3  | +0.7          | 0.0            | -0.8  | -0.6            | 0.0             | 11                 | 70.3  | 50.0          | 61.9           | 67.4  | 69.5            | 59.5            | -2.0  | -0.4          | +0.4           | -0.2  | -0.2            | -0.1            |
| 12                 | 62.3   | 48.7          | 55.1           | 58.5  | 59.7            | 50.0            | -1.8  | +0.5          | -0.4           | -0.5  | -0.2            | 0.0             | 12                 | 62.5  | 48.0          | 55.4           | 58.7  | 59.7            | 49.2            | -1.6  | -0.2          | -0.1           | -0.3  | -0.2            | -0.8            |
| 13                 | 65.0   | 42.9          | 57.1           | 62.5  | 63.9            | 55.1            | -1.9  | +0.7          | +0.3           | -1.9  | -1.5            | +0.1            | 13                 | 65.6  | 41.4          | 56.7           | 62.6  | 64.9            | 54.7            | -1.3  | -0.8          | -0.1           | -1.8  | -0.5            | -0.3            |
| 14                 | 67.0   | 48.5          | 55.2           | 64.4  | 64.3            | 52.1            | -2.2  | +0.1          | -0.5           | 0.0   | -0.7            | -1.1            | 14                 | 66.5  | 47.3          | 55.7           | 63.7  | 64.5            | 53.0            | -2.7  | -1.1          | 0.0            | -0.7  | -0.5            | -0.2            |
| 15                 | 66.9   | 43.2          | 55.0           | 58.8  | 61.8            | 51.5            | -0.8  | +0.6          | -0.6           | -0.9  | -0.4            | +0.3            | 15                 | 66.4  | 42.1          | 54.9           | 58.6  | 62.2            | 50.7            | -1.3  | -0.5          | -0.7           | -1.1  | 0.0             | -0.5            |
| 16                 | 72.1   | 45.2          | ...            | ...   | ...             | ...             | -1.9  | +0.2          | ...            | ...   | ...             | ...             | 16                 | 72.3  | 43.9          | ...            | ...   | ...             | ...             | -1.7  | -1.1          | ...            | ...   | ...             | ...             |
| 17                 | 68.1   | 47.1          | 60.1           | 65.6  | 67.0            | 51.5            | -0.9  | +0.9          | -0.7           | -0.1  | -0.7            | +0.1            | 17                 | 68.5  | 45.3          | 58.7           | 63.7  | 67.3            | 50.9            | -0.5  | -0.9          | -2.1           | -2.0  | -0.4            | -0.5            |
| 18                 | 73.0   | 46.1          | 62.4           | 68.6  | 72.3            | 58.6            | -2.8  | +0.7          | -0.2           | -1.1  | -1.4            | +0.5            | 18                 | 74.5  | 45.4          | 63.6           | 68.2  | 72.7            | 58.8            | -1.3  | 0.0           | +1.0           | -1.5  | -1.0            | +0.7            |
| 19                 | 65.7   | 53.4          | 54.6           | 59.8  | 64.6            | 56.4            | -2.3  | +0.5          | -0.6           | -0.2  | +0.1            | +0.2            | 19                 | 66.6  | 52.3          | 54.6           | 59.9  | 64.5            | 55.8            | -1.4  | -0.6          | -0.6           | -0.1  | 0.0             | -0.4            |
| 20                 | 72.9   | 46.7          | 59.7           | 68.6  | 71.2            | 61.2            | -2.1  | +0.4          | -0.1           | -1.1  | -1.0            | +0.3            | 20                 | 72.7  | 45.9          | 59.7           | 67.7  | 70.0            | 60.7            | -2.3  | -0.4          | -0.1           | -2.0  | -2.2            | -0.2            |
| 21                 | 73.9   | 47.5          | 66.8           | 73.4  | 71.5            | 61.8            | -2.8  | +0.3          | -0.4           | -0.5  | -0.7            | +0.2            | 21                 | 74.0  | 46.8          | 66.9           | 72.9  | 72.5            | 61.8            | -2.7  | -0.4          | -0.3           | -1.0  | +0.3            | +0.2            |
| 22                 | 76.9   | 57.6          | 62.0           | 72.6  | 76.4            | 65.7            | -2.1  | +0.4          | -0.2           | -0.1  | -0.8            | +0.2            | 22                 | 78.0  | 57.0          | 62.7           | 73.5  | 76.3            | 65.7            | -1.0  | -0.2          | +0.5           | +0.8  | -0.9            | +0.2            |
| 23                 | 81.9   | 56.5          | ...            | ...   | ...             | ...             | -1.9  | +0.6          | ...            | ...   | ...             | ...             | 23                 | 82.5  | 55.3          | ...            | ...   | ...             | ...             | -1.3  | -0.6          | ...            | ...   | ...             | ...             |
| 24                 | 75.1   | 57.2          | 66.8           | 66.4  | 74.9            | 57.2            | -1.7  | +0.3          | -1.0           | -0.1  | -0.1            | +0.3            | 24                 | 75.3  | 56.4          | 66.2           | 66.9  | 75.3            | 56.7            | -1.5  | -0.5          | -1.6           | +0.4  | +0.3            | -0.2            |
| 25                 | 79.2   | 50.2          | 65.7           | 74.0  | 79.2            | 61.0            | -2.1  | +0.9          | 0.0            | -0.9  | -0.5            | +0.3            | 25                 | 78.3  | 48.1          | 62.5           | 73.8  | 77.5            | 59.9            | -3.0  | -1.2          | -3.2           | -1.1  | -2.2            | -0.8            |
| 26                 | 81.2   | 51.4          | 71.8           | 78.9  | 80.0            | 66.1            | -2.6  | +0.2          | +0.1           | -1.8  | -0.9            | +0.2            | 26                 | 82.7  | 50.3          | 73.5           | 79.7  | 82.3            | 65.9            | -1.1  | -0.9          | +1.8           | -1.0  | +1.4            | 0.0             |
| 27                 | 78.2   | 55.8          | 71.8           | 71.3  | 76.6            | 67.0            | -2.0  | +0.8          | +0.3           | -0.2  | -1.2            | +0.5            | 27                 | 78.7  | 54.4          | 72.4           | 72.0  | 76.5            | 66.9            | -1.5  | -0.6          | +0.9           | +0.5  | -1.3            | +0.4            |
| 28                 | 74.2   | 52.2          | 70.0           | 72.6  | 71.3            | 61.7            | -3.7  | +0.3          | +0.3           | -0.2  | -0.5            | +0.1            | 28                 | 76.4  | 49.2          | 69.8           | 74.5  | 71.5            | 61.5            | -1.5  | -2.7          | +0.1           | +1.7  | -0.3            | -0.1            |
| 29                 | 72.4   | 57.7          | 67.0           | 69.6  | 65.5            | 60.8            | -2.4  | +0.3          | -0.2           | 0.0   | -0.7            | +0.1            | 29                 | 73.5  | 57.3          | 68.6           | 69.7  | 65.9            | 60.4            | -1.3  | -0.1          | +1.4           | +0.1  | -0.3            | -0.3            |
| 30                 | 72.0   | 57.0          | ...            | ...   | ...             | ...             | -2.0  | +1.0          | ...            | ..    | ...             | ...             | 30                 | 71.7  | 56.3          | ...            | ...   | ...             | ...             | -2.3  | +0.3          | ...            | ...   | ...             | ...             |
| Means              | 72.3   | 51.1          | 62.4           | 67.4  | 69.5            | 58.6            | -1.8  | +0.5          | -0.3           | -0.7  | -0.8            | +0.1            | Means              | 72.5  | 49.9          | 62.4           | 67.4  | 63.6            | 58.3            | -1.6  | -0.7          | -0.4           | -0.7  | -0.7            | -0.1            |

READINGS of DRY-BULB THERMOMETERS in a STEVENSON'S SCREEN and on the ROOF of the MAGNET HOUSE—continued.

JULY.

| Days of the Month. | Readings of Thermometers in Stevenson's Screen, 4 feet above the ground. |           |                |       |                 |                 | Excess above readings of Thermometers on ordinary stand, 4 feet above the ground. |           |                |       |                 |                 | Days of the Month. | Readings of Thermometers on the Roof of the Magnet House, 20 feet above the ground. |           |                |       |                 |                 | Excess above readings of Thermometers on ordinary stand, 4 feet above the ground. |           |                |       |                 |                 |
|--------------------|--|-----------|----------------|-------|-----------------|-----------------|---|-----------|----------------|-------|-----------------|-----------------|--------------------|---|-----------|----------------|-------|-----------------|-----------------|---|-----------|----------------|-------|-----------------|-----------------|
|                    | Maxi-mum.  | Mini-mum. | 9 <sup>h</sup> | Noon. | 15 <sup>h</sup> | 21 <sup>h</sup> | Maxi-mum.   | Mini-mum. | 9 <sup>h</sup> | Noon. | 15 <sup>h</sup> | 21 <sup>h</sup> |                    | Maxi-mum.   | Mini-mum. | 9 <sup>h</sup> | Noon. | 15 <sup>h</sup> | 21 <sup>h</sup> | Maxi-mum.   | Mini-mum. | 9 <sup>h</sup> | Noon. | 15 <sup>h</sup> | 21 <sup>h</sup> |
|                    | °  | °         | °              | °     | °               | °               | °   | °         | °              | °     | °               | °               |                    | °   | °         | °              | °     | °               | °               | °   | °         | °              | °     | °               | °               |
| 1                  | 71.2   | 56.2      | 64.8           | 68.8  | 66.3            | 60.8            | -2.1  | +0.9      | -0.2           | -0.3  | -0.5            | +0.2            | 1                  | 71.3  | 55.3      | 65.4           | 69.1  | 66.4            | 60.6            | -2.0  | 0.0       | +0.4           | 0.0   | -0.4            | 0.0             |
| 2                  | 70.0   | 55.0      | 63.5           | 67.0  | 67.2            | 59.1            | -1.2  | +0.6      | +0.4           | 0.0   | -0.5            | +0.4            | 2                  | 70.1  | 54.2      | 63.9           | 67.4  | 68.2            | 58.7            | -1.1  | -0.2      | +0.8           | +0.4  | +0.5            | 0.0             |
| 3                  | 68.8   | 54.0      | 61.0           | 65.6  | 66.7            | 60.8            | -2.0  | +0.6      | -0.4           | -0.6  | -1.3            | 0.0             | 3                  | 68.5  | 53.0      | 61.6           | 65.8  | 65.8            | 60.7            | -2.3  | -0.4      | +0.2           | -0.4  | -2.2            | -0.1            |
| 4                  | 68.1   | 54.1      | 63.3           | 63.8  | 65.5            | 57.1            | -1.9  | +0.6      | -1.1           | +0.4  | 0.0             | 0.0             | 4                  | 68.9  | 51.9      | 62.7           | 63.5  | 65.1            | 56.8            | -1.1  | -1.6      | -1.7           | +0.1  | -0.4            | -0.3            |
| 5                  | 67.1   | 53.4      | 65.0           | 64.5  | 64.8            | 58.3            | -1.0  | +0.3      | +0.4           | -0.2  | +0.1            | -0.3            | 5                  | 67.7  | 52.2      | 62.7           | 64.5  | 64.8            | 58.4            | -0.4  | -0.9      | -1.9           | -0.2  | +0.1            | -0.2            |
| 6                  | 73.0   | 51.3      | 67.9           | 73.0  | 72.0            | 58.0            | -2.0  | +1.2      | 0.0            | -0.5  | -0.3            | +0.3            | 6                  | 73.5  | 50.2      | 66.7           | 70.4  | 72.6            | 57.6            | -1.5  | +0.1      | -1.2           | -3.1  | +0.3            | -0.1            |
| 7                  | 80.0   | 50.4      | ...            | ...   | ...             | ...             | -3.0  | +1.2      | ...            | ...   | ...             | ...             | 7                  | 81.7  | 50.1      | ...            | ...   | ...             | ...             | -1.3  | +0.9      | ...            | ...   | ...             | ...             |
| 8                  | 81.1   | 52.5      | 72.0           | 77.6  | 80.7            | 65.9            | -2.7  | +0.6      | +0.3           | -0.5  | -1.9            | +0.2            | 8                  | 82.4  | 52.0      | 72.7           | 77.7  | 81.0            | 65.7            | -1.4  | +0.1      | +1.0           | -0.4  | -1.6            | 0.0             |
| 9                  | 78.0   | 55.7      | 71.8           | 76.2  | 75.1            | 62.8            | -2.2  | +0.7      | +0.1           | -0.9  | +0.4            | +0.1            | 9                  | 78.1  | 54.3      | 72.2           | 76.7  | 75.9            | 62.7            | -2.1  | -0.7      | +0.5           | -0.4  | +1.2            | 0.0             |
| 10                 | 76.6   | 57.3      | 65.7           | 72.5  | 75.3            | 64.8            | -3.4  | +0.8      | -0.8           | -1.0  | -1.4            | +0.3            | 10                 | 77.7  | 56.2      | 65.4           | 72.7  | 75.2            | 64.7            | -2.3  | -0.3      | -1.1           | -0.8  | -1.5            | +0.2            |
| 11                 | 76.3   | 58.5      | 63.8           | 71.5  | 75.1            | 63.8            | -1.9  | +0.4      | -0.8           | -1.2  | -0.6            | 0.0             | 11                 | 77.0  | 57.3      | 64.8           | 71.5  | 75.9            | 63.7            | -1.2  | -0.8      | +0.2           | -1.2  | +0.2            | -0.1            |
| 12                 | 64.8   | 57.2      | 60.1           | 63.3  | 64.8            | 59.6            | -2.0  | +0.3      | -0.4           | -0.6  | -0.8            | +0.2            | 12                 | 65.3  | 56.3      | 59.7           | 62.5  | 63.8            | 58.8            | -1.5  | -0.6      | -0.8           | -1.4  | -1.8            | -0.6            |
| 13                 | 76.0   | 50.7      | 61.8           | 71.2  | 75.3            | 64.8            | -2.8  | +0.5      | +0.2           | -0.5  | -1.2            | +0.1            | 13                 | 76.7  | 50.0      | 61.5           | 70.7  | 75.7            | 64.1            | -2.1  | -0.2      | -0.1           | -1.0  | -0.8            | -0.6            |
| 14                 | 70.0   | 59.3      | ...            | ...   | ...             | ...             | -2.2  | +0.3      | ...            | ...   | ...             | ...             | 14                 | 69.1  | 58.5      | ...            | ...   | ...             | ...             | -3.1  | -0.5      | ...            | ..    | ...             | ...             |
| 15                 | 67.7   | 51.4      | 61.2           | 65.4  | 66.4            | 60.6            | -2.1  | +0.3      | -0.7           | -1.3  | -0.3            | -0.1            | 15                 | 68.3  | 50.2      | 61.3           | 65.9  | 66.7            | 60.4            | -1.5  | -0.9      | -0.6           | -0.8  | 0.0             | -0.3            |
| 16                 | 70.0   | 53.2      | 63.2           | 70.0  | 67.8            | 60.2            | -2.3  | +0.6      | -0.2           | +0.1  | -0.1            | -0.1            | 16                 | 70.5  | 52.2      | 64.1           | 69.7  | 68.3            | 59.9            | -1.8  | -0.4      | +0.7           | -0.2  | +0.4            | -0.4            |
| 17                 | 79.9   | 53.3      | 69.0           | 76.8  | 78.4            | 66.7            | -2.1  | +0.8      | +0.1           | -1.3  | -0.9            | +0.1            | 17                 | 80.1  | 52.2      | 70.4           | 75.9  | 78.9            | 66.3            | -1.9  | -0.3      | +1.5           | -2.2  | -0.4            | -0.3            |
| 18                 | 74.8   | 60.3      | 69.5           | 73.1  | 72.6            | 63.1            | -2.0  | +2.7      | +0.2           | -1.3  | -0.7            | +0.1            | 18                 | 76.1  | 57.4      | 70.7           | 75.5  | 72.9            | 63.0            | -0.7  | -0.2      | +1.4           | +1.1  | -0.4            | 0.0             |
| 19                 | 70.5   | 57.5      | 64.2           | 69.1  | 67.9            | 57.5            | -1.5  | +0.3      | +0.1           | -1.5  | -0.1            | +0.1            | 19                 | 70.5  | 57.3      | 64.7           | 69.7  | 68.1            | 57.3            | -1.5  | +0.1      | +0.6           | -0.9  | +0.1            | -0.1            |
| 20                 | 66.8   | 55.1      | 56.8           | 63.2  | 63.5            | 58.9            | -1.2  | +0.7      | -0.1           | -0.5  | -0.2            | +0.2            | 20                 | 66.9  | 54.0      | 56.7           | 63.3  | 63.4            | 58.7            | -1.1  | -0.4      | -0.2           | -0.4  | -0.3            | 0.0             |
| 21                 | 64.0   | 54.6      | ...            | ...   | ...             | ...             | -1.2  | +0.2      | ...            | ...   | ...             | ...             | 21                 | 64.5  | 53.6      | ...            | ...   | ...             | ...             | -0.7  | -0.8      | ...            | ...   | ...             | ...             |
| 22                 | 69.3   | 54.3      | 60.1           | 67.6  | 66.9            | 57.9            | -2.7  | +0.3      | -0.4           | -0.8  | +0.2            | +0.1            | 22                 | 70.3  | 53.2      | 60.7           | 68.1  | 66.7            | 57.5            | -1.7  | -0.8      | +0.2           | -0.3  | 0.0             | -0.3            |
| 23                 | 70.2   | 51.7      | 63.8           | 67.1  | 69.8            | 59.5            | -1.8  | +0.4      | +0.1           | -0.8  | -1.0            | +0.1            | 23                 | 70.6  | 50.2      | 63.6           | 67.2  | 70.3            | 59.4            | -1.4  | -1.1      | -0.1           | -0.7  | -0.5            | 0.0             |
| 24                 | 71.2   | 54.9      | 64.6           | 70.2  | 69.4            | 63.9            | -1.3  | +0.2      | -0.1           | -0.4  | +0.3            | 0.0             | 24                 | 73.2  | 54.2      | 65.5           | 70.9  | 69.7            | 63.9            | +0.7  | -0.5      | +0.8           | +0.3  | +0.6            | 0.0             |
| 25                 | 68.8   | 61.5      | 64.0           | 67.2  | 67.2            | 64.5            | -0.6  | +0.5      | +0.2           | -0.3  | -0.3            | 0.0             | 25                 | 69.6  | 60.9      | 64.7           | 68.0  | 67.5            | 64.3            | +0.2  | -0.1      | +0.9           | +0.5  | 0.0             | -0.2            |
| 26                 | 75.6   | 61.1      | 64.6           | 74.5  | 74.0            | 65.7            | -1.9  | +0.7      | -0.8           | -0.9  | +0.2            | 0.0             | 26                 | 76.7  | 60.4      | 65.6           | 74.7  | 75.0            | 65.7            | -0.8  | 0.0       | +0.2           | -0.7  | +1.2            | 0.0             |
| 27                 | 71.5   | 58.5      | 65.8           | 69.4  | 70.0            | 58.5            | -1.8  | +0.2      | +0.1           | -0.2  | +0.4            | 0.0             | 27                 | 72.2  | 57.0      | 66.5           | 70.0  | 69.7            | 57.8            | -1.1  | -1.3      | +0.8           | +0.4  | +0.1            | -0.7            |
| 28                 | 59.1   | 52.7      | ...            | ...   | ...             | ...             | -0.6  | +0.2      | ...            | ...   | ...             | ...             | 28                 | 58.4  | 51.4      | ...            | ...   | ...             | ...             | -1.3  | -1.1      | ...            | ...   | ...             | ...             |
| 29                 | 67.5   | 55.5      | 59.5           | 62.8  | 66.8            | 59.3            | -1.5  | +0.3      | -0.2           | -0.7  | -0.7            | +0.1            | 29                 | 68.4  | 54.2      | 60.3           | 64.1  | 68.4            | 58.7            | -0.6  | -1.0      | +0.6           | +0.6  | +0.9            | -0.5            |
| 30                 | 63.5   | 54.7      | 60.8           | 60.7  | 62.8            | 58.5            | -0.7  | +0.4      | +1.0           | -0.4  | 0.0             | 0.0             | 30                 | 64.5  | 54.2      | 61.1           | 61.5  | 63.2            | 59.5            | +0.3  | -0.1      | +1.3           | +0.4  | +0.4            | +1.0            |
| 31                 | 69.3   | 55.3      | 60.8           | 66.5  | 66.8            | 58.4            | -1.8  | +0.6      | -0.5           | -0.5  | -0.1            | -0.1            | 31                 | 68.1  | 54.2      | 60.7           | 65.8  | 66.8            | 57.9            | -3.0  | -0.5      | -0.6           | -1.2  | -0.1            | -0.6            |
| Means              | 71.0   | 55.2      | 64.0           | 68.8  | 69.6            | 61.1            | -1.9  | +0.6      | -0.1           | -0.6  | -0.4            | +0.1            | Means              | 71.5  | 54.1      | 64.3           | 69.0  | 69.9            | 60.8            | -1.3  | -0.5      | +0.1           | -0.5  | -0.2            | -0.2            |



READINGS of DRY-BULB THERMOMETERS in a STEVENSON'S SCREEN and on the ROOF of the MAGNET HOUSE—continued.

AUGUST.

| Days of the Month. | Readings of Thermometers in Stevenson's Screen, 4 feet above the ground. |           |                |       |                 |                 | Excess above readings of Thermometers on ordinary stand, 4 feet above the ground. |           |                |       |                 |                 | Days of the Month. | Readings of Thermometers on the Roof of the Magnet House, 20 feet above the ground. |           |                |       |                 |                 | Excess above readings of Thermometers on ordinary stand, 4 feet above the ground. |           |                |       |                 |                 |
|--------------------|--|-----------|----------------|-------|-----------------|-----------------|---|-----------|----------------|-------|-----------------|-----------------|--------------------|---|-----------|----------------|-------|-----------------|-----------------|---|-----------|----------------|-------|-----------------|-----------------|
|                    | Maxi-mum.  | Mini-mum. | 9 <sup>a</sup> | Noon. | 15 <sup>a</sup> | 21 <sup>a</sup> | Maxi-mum.   | Mini-mum. | 9 <sup>a</sup> | Noon. | 15 <sup>a</sup> | 21 <sup>a</sup> |                    | Maxi-mum.   | Mini-mum. | 9 <sup>a</sup> | Noon. | 15 <sup>a</sup> | 21 <sup>a</sup> | Maxi-mum.   | Mini-mum. | 9 <sup>a</sup> | Noon. | 15 <sup>a</sup> | 21 <sup>a</sup> |
| d                  | o  | o         | o              | o     | o               | o               | o   | o         | o              | o     | o               | o               | d                  | o   | o         | o              | o     | o               | o               | o   | o         | o              | o     | o               |                 |
| 1                  | 69.1   | 49.4      | 62.8           | 67.7  | 67.8            | 58.4            | -2.0  | +1.1      | +1.0           | 0.0   | -0.1            | 0.0             | 1                  | 71.5  | 47.2      | 60.7           | 68.8  | 69.1            | 58.3            | +0.4  | -1.1      | -1.1           | +1.1  | +1.2            | -0.1            |
| 2                  | 71.0   | 56.3      | 59.5           | 62.3  | 70.2            | 58.8            | -1.1  | +0.4      | 0.0            | -0.4  | -0.7            | +0.2            | 2                  | 71.4  | 55.5      | 60.0           | 63.4  | 71.3            | 58.5            | -0.7  | -0.4      | +0.5           | +0.7  | +0.4            | -0.1            |
| 3                  | 62.0   | 53.3      | 59.2           | 59.4  | 61.5            | 55.9            | -0.9  | +0.8      | +0.3           | -0.1  | -0.2            | -0.3            | 3                  | 62.5  | 52.2      | 59.7           | 59.9  | 61.7            | 55.9            | -0.4  | -0.3      | +0.8           | +0.4  | 0.0             | -0.3            |
| 4                  | 66.7   | 52.1      | ...            | ...   | ...             | ...             | -1.5  | +0.2      | ...            | ...   | ...             | ...             | 4                  | 65.7  | 51.1      | ...            | ...   | ...             | ...             | -2.5  | -0.8      | ...            | ...   | ...             | ...             |
| 5                  | 66.2   | 48.5      | ...            | ...   | ...             | ...             | -2.0  | +0.3      | ...            | ...   | ...             | ...             | 5                  | 66.8  | 47.2      | ...            | ...   | ...             | ...             | -1.4  | -1.0      | ...            | ...   | ...             | ...             |
| 6                  | 67.2   | 57.3      | 58.8           | 59.6  | 65.8            | 57.4            | -1.6  | +0.4      | +0.1           | +0.1  | +0.3            | +0.5            | 6                  | 67.9  | 54.3      | 58.7           | 60.2  | 65.4            | 56.9            | -0.9  | -2.6      | 0.0            | +0.7  | -0.1            | 0.0             |
| 7                  | 68.2   | 51.6      | 61.7           | 59.0  | 68.0            | 56.1            | -2.0  | +0.4      | +0.1           | -1.5  | +0.2            | +0.3            | 7                  | 70.3  | 50.4      | 62.1           | 60.2  | 68.0            | 55.5            | +0.1  | -0.8      | +0.5           | -0.3  | +0.2            | -0.3            |
| 8                  | 71.4   | 52.0      | 64.5           | 68.5  | 68.8            | 57.7            | -2.5  | +0.6      | +1.6           | +0.7  | -0.3            | -0.3            | 8                  | 73.7  | 50.4      | 64.9           | 68.1  | 70.1            | 57.5            | -0.2  | -1.0      | +2.0           | +0.3  | +1.0            | -0.5            |
| 9                  | 72.0   | 55.7      | 64.8           | 67.3  | 70.7            | 60.8            | -1.7  | +0.5      | -0.3           | -0.6  | 0.0             | +0.1            | 9                  | 72.6  | 55.9      | 65.9           | 68.5  | 70.8            | 60.7            | -1.1  | +0.7      | +0.8           | +0.6  | +0.1            | 0.0             |
| 10                 | 74.0   | 59.1      | 64.8           | 70.0  | 69.8            | 64.8            | -1.8  | +0.7      | +0.1           | -0.9  | -0.7            | +0.1            | 10                 | 75.7  | 58.3      | 66.6           | 70.4  | 70.5            | 64.5            | -0.1  | -0.1      | +1.9           | -0.5  | 0.0             | -0.2            |
| 11                 | 68.0   | 57.6      | ...            | ...   | ...             | ...             | -1.8  | +0.6      | ...            | ...   | ...             | ...             | 11                 | 68.5  | 56.4      | ...            | ...   | ...             | ...             | -1.3  | -0.6      | ...            | ...   | ...             | ...             |
| 12                 | 68.2   | 53.2      | 62.1           | 65.5  | 68.0            | 56.8            | -1.5  | +0.7      | -0.5           | 0.0   | +0.5            | +0.1            | 12                 | 69.2  | 51.2      | 62.9           | 65.1  | 67.6            | 56.7            | -0.5  | -1.3      | +0.3           | -0.4  | +0.1            | 0.0             |
| 13                 | 62.2   | 53.6      | 59.2           | 57.9  | 60.2            | 57.2            | -1.8  | +0.6      | -0.5           | 0.0   | -0.3            | +0.1            | 13                 | 63.5  | 52.2      | 61.0           | 57.8  | 60.5            | 56.9            | -0.5  | -0.8      | +1.3           | -0.1  | 0.0             | -0.2            |
| 14                 | 69.1   | 52.4      | 63.5           | 67.0  | 66.8            | 61.3            | -1.9  | +0.4      | +0.3           | +0.1  | -0.1            | -0.3            | 14                 | 69.3  | 51.2      | 63.5           | 67.9  | 67.8            | 61.0            | -1.7  | -0.8      | +0.3           | +1.0  | +0.9            | -0.6            |
| 15                 | 72.8   | 52.5      | 60.8           | 69.6  | 69.6            | 61.1            | -2.0  | +0.3      | +0.1           | -0.3  | -0.2            | +0.2            | 15                 | 74.5  | 51.2      | 61.7           | 69.6  | 69.9            | 62.5            | -0.3  | -1.0      | +1.0           | -0.3  | +0.1            | +1.6            |
| 16                 | 71.1   | 57.8      | 65.7           | 70.6  | 70.9            | 64.8            | -1.9  | +0.3      | -0.4           | -0.8  | -0.5            | +0.1            | 16                 | 74.0  | 57.5      | 67.1           | 70.8  | 72.6            | 64.8            | +1.0  | 0.0       | +1.0           | -0.6  | +1.2            | +0.1            |
| 17                 | 75.8   | 55.5      | 70.2           | 74.6  | 74.6            | 60.8            | -2.0  | +0.5      | +0.5           | -0.1  | -1.2            | 0.0             | 17                 | 76.2  | 54.8      | 70.1           | 74.6  | 75.1            | 60.0            | -1.6  | -0.2      | +0.4           | -0.1  | -0.7            | -0.8            |
| 18                 | 77.0   | 54.2      | ...            | ...   | ...             | ...             | -2.0  | +1.2      | ...            | ...   | ...             | ...             | 18                 | 77.5  | 53.0      | ...            | ...   | ...             | ...             | -1.5  | 0.0       | ...            | ...   | ...             | ...             |
| 19                 | 80.5   | 52.5      | 71.7           | 76.8  | 80.5            | 65.1            | -1.7  | +0.9      | +1.4           | -0.6  | -0.4            | +0.2            | 19                 | 82.3  | 51.5      | 71.5           | 77.4  | 80.4            | 65.5            | +0.1  | -0.1      | +1.2           | 0.0   | -0.5            | +0.6            |
| 20                 | 76.2   | 59.5      | 65.8           | 71.2  | 76.2            | 64.6            | -2.2  | +0.4      | 0.0            | -1.2  | -0.3            | +0.1            | 20                 | 78.8  | 58.4      | 65.8           | 71.9  | 78.8            | 64.5            | +0.4  | -0.7      | 0.0            | -0.5  | +2.3            | 0.0             |
| 21                 | 80.0   | 56.5      | 69.6           | 75.8  | 79.7            | 66.6            | -1.8  | +1.0      | +0.9           | -0.6  | 0.0             | +0.3            | 21                 | 81.7  | 54.9      | 69.5           | 76.7  | 81.7            | 66.8            | -0.1  | -0.6      | +0.8           | +0.3  | +2.0            | +0.5            |
| 22                 | 79.8   | 63.6      | 69.8           | 78.6  | 75.8            | 66.2            | -1.5  | +1.0      | +0.9           | -0.5  | -0.3            | +0.1            | 22                 | 80.5  | 62.3      | 69.5           | 78.7  | 76.7            | 65.7            | -0.8  | -0.3      | +0.6           | -0.4  | +0.6            | -0.4            |
| 23                 | 73.5   | 59.7      | 68.5           | 71.8  | 72.8            | 60.0            | -1.9  | +0.3      | +0.8           | 0.0   | +0.1            | +0.3            | 23                 | 72.8  | 58.8      | 68.1           | 72.5  | 72.7            | 59.5            | -2.6  | -0.6      | +0.4           | +0.7  | 0.0             | -0.2            |
| 24                 | 69.0   | 55.3      | 61.6           | 66.0  | 66.1            | 58.5            | -1.4  | +0.7      | +0.6           | -0.7  | -0.1            | +0.1            | 24                 | 70.5  | 54.2      | 62.2           | 66.8  | 66.1            | 58.4            | +0.1  | -0.4      | +1.2           | +0.1  | -0.1            | 0.0             |
| 25                 | 67.5   | 46.3      | ...            | ...   | ...             | ...             | -1.9  | +0.6      | ...            | ...   | ...             | ...             | 25                 | 68.5  | 44.1      | ...            | ...   | ...             | ...             | -0.9  | -1.6      | ...            | ...   | ...             | ...             |
| 26                 | 67.6   | 55.5      | 59.7           | 63.6  | 67.5            | 59.5            | -1.1  | +0.3      | 0.0            | -0.1  | 0.0             | +0.1            | 26                 | 68.0  | 55.2      | 60.0           | 64.6  | 67.4            | 59.6            | -0.7  | 0.0       | +0.3           | +0.9  | -0.1            | +0.2            |
| 27                 | 71.0   | 56.9      | 62.1           | 68.1  | 70.2            | 59.7            | -0.8  | +0.4      | -0.1           | -0.4  | +0.1            | +0.2            | 27                 | 71.3  | 56.1      | 63.0           | 68.6  | 70.3            | 59.5            | -0.5  | -0.4      | +1.0           | +0.1  | +0.2            | 0.0             |
| 28                 | 72.8   | 53.5      | 64.0           | 68.5  | 72.8            | 63.1            | -1.5  | +0.4      | +0.3           | -0.3  | +0.1            | +0.1            | 28                 | 72.5  | 52.2      | 63.6           | 67.9  | 72.5            | 63.2            | -1.8  | -0.9      | -0.1           | -0.9  | -0.2            | +0.2            |
| 29                 | 74.0   | 57.4      | 67.9           | 72.5  | 73.7            | 60.6            | -2.8  | +0.3      | +0.3           | -1.2  | +0.3            | -0.1            | 29                 | 74.5  | 57.1      | 67.6           | 72.5  | 73.5            | 60.4            | -2.3  | 0.0       | 0.0            | -1.2  | +0.1            | -0.3            |
| 30                 | 73.2   | 57.5      | 68.1           | 71.5  | 71.8            | 60.1            | -2.4  | +0.6      | +0.3           | -1.3  | -0.9            | +0.1            | 30                 | 73.5  | 56.2      | 67.7           | 71.9  | 71.5            | 59.7            | -2.1  | -0.7      | -0.1           | -0.9  | -1.2            | -0.3            |
| 31                 | 69.0   | 51.3      | 60.8           | 64.4  | 67.0            | 55.7            | -2.9  | +0.6      | +0.3           | -0.3  | -0.7            | +0.3            | 31                 | 70.7  | 50.1      | 60.4           | 65.1  | 66.8            | 55.1            | -1.2  | -0.6      | -0.1           | +0.4  | -0.9            | -0.3            |
| Means              | 71.2   | 54.8      | 64.1           | 68.0  | 70.3            | 60.4            | -1.8  | +0.6      | +0.3           | -0.4  | -0.2            | +0.1            | Means              | 72.1  | 53.6      | 64.4           | 68.5  | 70.7            | 60.3            | -0.8  | -0.6      | +0.6           | 0.0   | +0.3            | -0.1            |

READINGS of DRY-BULB THERMOMETERS in a STEVENSON'S SCREEN and on the ROOF of the MAGNET HOUSE—*continued.*

SEPTEMBER.

| Days of the Month. | Readings of Thermometers in Stevenson's Screen, 4 feet above the ground. |               |                |       |                 |                 | Excess above readings of Thermometers on ordinary stand, 4 feet above the ground. |               |                |       |                 |                 | Days of the Month. | Readings of Thermometers on the Roof of the Magnet House, 20 feet above the ground. |               |                |       |                 |                 | Excess above readings of Thermometers on ordinary stand, 4 feet above the ground. |               |                |       |                 |                 |
|--------------------|--|---------------|----------------|-------|-----------------|-----------------|---|---------------|----------------|-------|-----------------|-----------------|--------------------|---|---------------|----------------|-------|-----------------|-----------------|---|---------------|----------------|-------|-----------------|-----------------|
|                    | Maxi-<br>mum.  | Mini-<br>mum. | 9 <sup>a</sup> | Noon. | 15 <sup>a</sup> | 21 <sup>a</sup> | Maxi-<br>mum.   | Mini-<br>mum. | 9 <sup>a</sup> | Noon. | 15 <sup>a</sup> | 21 <sup>a</sup> |                    | Maxi-<br>mum.   | Mini-<br>mum. | 9 <sup>a</sup> | Noon. | 15 <sup>a</sup> | 21 <sup>a</sup> | Maxi-<br>mum.   | Mini-<br>mum. | 9 <sup>a</sup> | Noon. | 15 <sup>a</sup> | 21 <sup>a</sup> |
| d                  | o  | o             | o              | o     | o               | o               | o   | o             | o              | o     | o               | o               | d                  | o   | o             | o              | o     | o               | o               | o   | o             | o              | o     | o               |                 |
| 1                  | 75.0   | 47.3          | ...            | ...   | ...             | ...             | -3.0  | +0.9          | ...            | ...   | ...             | ...             | 1                  | 77.2  | 46.2          | ...            | ...   | ...             | ...             | -0.8  | -0.2          | ...            | ...   | ...             | ...             |
| 2                  | 78.2   | 54.5          | 73.1           | 76.7  | 76.5            | 61.4            | -3.4  | +1.2          | +0.6           | -1.1  | +0.1            | +0.4            | 2                  | 79.5  | 53.2          | 72.9           | 77.0  | 76.3            | 61.0            | -2.1  | -0.1          | +0.4           | -0.8  | -0.1            | 0.0             |
| 3                  | 78.0   | 53.4          | 66.9           | 73.5  | 77.5            | 63.8            | -2.1  | +1.0          | +1.1           | -1.1  | -0.9            | +0.3            | 3                  | 78.5  | 52.3          | 67.5           | 73.8  | 77.6            | 63.7            | -1.6  | -0.1          | +1.7           | -0.8  | -0.8            | +0.2            |
| 4                  | 74.3   | 61.5          | 63.3           | 71.2  | 73.8            | 61.5            | -2.8  | +0.6          | +0.4           | -0.9  | +0.1            | +0.5            | 4                  | 75.7  | 60.4          | 63.2           | 71.8  | 74.7            | 60.9            | -1.4  | -0.5          | +0.3           | -0.3  | +1.0            | -0.1            |
| 5                  | 74.1   | 51.4          | 66.6           | 71.6  | 73.5            | 60.5            | -2.9  | +0.8          | +1.1           | -1.9  | -0.5            | +0.1            | 5                  | 74.7  | 51.0          | 66.5           | 71.7  | 74.0            | 60.4            | -2.3  | +0.4          | +1.0           | -1.8  | 0.0             | 0.0             |
| 6                  | 74.1   | 57.8          | 69.5           | 71.0  | 73.8            | 64.7            | -2.8  | +0.4          | 0.0            | -1.1  | -1.7            | +0.1            | 6                  | 76.1  | 57.3          | 71.1           | 73.7  | 75.7            | 64.3            | -0.8  | -0.1          | +1.6           | +1.6  | +0.2            | -0.3            |
| 7                  | 78.5   | 60.7          | 66.0           | 75.3  | 77.8            | 66.5            | -2.5  | +0.8          | -1.2           | 0.0   | -0.9            | 0.0             | 7                  | 80.5  | 59.3          | 66.8           | 75.7  | 79.6            | 66.7            | -0.5  | -0.6          | -0.4           | +0.4  | +0.9            | +0.2            |
| 8                  | 73.8   | 57.3          | ...            | ...   | ...             | ...             | -2.4  | +1.0          | ...            | ...   | ...             | ...             | 8                  | 74.7  | 55.6          | ...            | ...   | ...             | ...             | -1.5  | -0.7          | ...            | ...   | ...             | ...             |
| 9                  | 79.0   | 54.5          | 68.8           | 76.6  | 78.8            | 63.6            | -2.7  | +1.2          | +1.0           | -1.1  | -1.8            | +0.1            | 9                  | 80.3  | 53.2          | 68.3           | 76.7  | 79.7            | 63.2            | -1.4  | -0.1          | +0.5           | -1.0  | -0.9            | -0.3            |
| 10                 | 73.5   | 58.5          | 65.6           | 71.6  | 70.7            | 58.5            | -2.4  | -0.2          | -0.1           | -0.2  | -0.2            | -0.2            | 10                 | 74.5  | 58.5          | 66.0           | 72.9  | 70.8            | 58.5            | -1.4  | -0.2          | +0.3           | +1.1  | -0.1            | -0.2            |
| 11                 | 66.9   | 54.5          | 62.7           | 63.6  | 65.7            | 55.8            | -2.1  | +0.4          | +0.1           | -0.6  | -0.3            | +0.1            | 11                 | 67.7  | 53.2          | 62.5           | 63.7  | 65.7            | 55.6            | -1.3  | -0.9          | -0.1           | -0.5  | -0.3            | -0.1            |
| 12                 | 63.2   | 50.3          | 57.7           | 59.5  | 60.1            | 56.3            | -2.0  | +0.4          | -0.1           | 0.0   | -0.4            | +0.1            | 12                 | 64.2  | 49.1          | 57.8           | 59.5  | 60.2            | 56.2            | -1.0  | -0.8          | 0.0            | 0.0   | -0.3            | 0.0             |
| 13                 | 63.7   | 49.1          | 59.5           | 60.1  | 63.5            | 52.6            | -2.3  | +0.6          | +0.8           | -0.1  | -1.0            | -0.1            | 13                 | 64.3  | 47.5          | 58.8           | 60.1  | 63.6            | 53.3            | -1.7  | -1.0          | +0.1           | -0.1  | -0.9            | +0.6            |
| 14                 | 66.2   | 41.1          | 56.5           | 63.3  | 65.8            | 53.5            | -2.2  | -0.1          | +0.6           | -1.6  | -1.2            | -0.2            | 14                 | 66.7  | 40.2          | 56.1           | 62.7  | 66.3            | 53.7            | -1.7  | -1.0          | +0.2           | -2.2  | -0.7            | 0.0             |
| 15                 | 65.2   | 46.6          | ...            | ...   | ...             | ...             | -1.7  | +0.5          | ...            | ...   | ...             | ...             | 15                 | 66.9  | 45.7          | ...            | ...   | ...             | ...             | 0.0   | -0.4          | ...            | ...   | ...             | ...             |
| 16                 | 69.9   | 47.4          | 55.8           | 66.9  | 69.4            | 57.2            | -2.7  | +0.6          | -0.7           | -0.9  | -1.0            | +0.3            | 16                 | 71.3  | 46.2          | 57.5           | 67.9  | 70.4            | 57.1            | -1.3  | -0.6          | +1.0           | +0.1  | 0.0             | +0.2            |
| 17                 | 72.5   | 51.1          | 52.3           | 61.8  | 72.0            | 58.8            | -2.2  | +1.0          | -0.1           | -1.0  | -1.5            | +0.1            | 17                 | 73.6  | 49.7          | 52.6           | 62.2  | 73.6            | 58.6            | -1.1  | -0.4          | +0.2           | -0.6  | +0.1            | -0.1            |
| 18                 | 75.0   | 52.2          | 58.0           | 68.8  | 74.2            | 60.7            | -2.0  | -0.2          | +0.4           | -1.6  | -0.7            | 0.0             | 18                 | 75.5  | 52.3          | 57.7           | 69.8  | 75.1            | 59.9            | -1.5  | -0.1          | +0.1           | -0.6  | +0.2            | -0.8            |
| 19                 | 61.0   | 52.7          | 56.2           | 57.5  | 57.1            | 52.8            | +0.3  | +0.7          | +0.2           | -0.1  | +0.1            | +0.4            | 19                 | 60.5  | 51.1          | 56.0           | 57.7  | 56.9            | 51.8            | -0.2  | -0.9          | 0.0            | +0.1  | -0.1            | -0.6            |
| 20                 | 64.1   | 42.9          | 60.5           | 63.0  | 63.0            | 51.3            | -2.1  | +0.5          | +1.8           | -0.7  | -1.7            | +0.5            | 20                 | 64.5  | 42.0          | 57.6           | 63.3  | 63.7            | 50.7            | -1.7  | -0.4          | -1.1           | -0.4  | -1.0            | -0.1            |
| 21                 | 63.5   | 43.1          | 54.8           | 62.0  | 62.0            | 49.8            | -2.3  | +0.9          | -0.1           | -2.0  | -1.9            | +0.6            | 21                 | 62.8  | 41.2          | 54.7           | 62.8  | 62.7            | 49.4            | -3.0  | -1.0          | -0.2           | -1.2  | -1.2            | +0.2            |
| 22                 | 70.5   | 42.4          | ...            | ...   | ...             | ...             | -1.8  | +0.7          | ...            | ...   | ...             | ...             | 22                 | 68.5  | 41.7          | ...            | ...   | ...             | ...             | -3.8  | 0.0           | ...            | ...   | ...             | ...             |
| 23                 | 77.0   | 49.2          | 52.8           | 71.0  | 76.6            | 57.2            | -3.8  | +0.7          | -0.7           | -1.5  | -1.5            | -0.1            | 23                 | 78.9  | 48.3          | 51.7           | 71.0  | 78.1            | 57.4            | -1.9  | -0.2          | -1.8           | -1.5  | 0.0             | +0.1            |
| 24                 | 84.2   | 53.4          | 70.7           | 79.4  | 83.6            | 63.0            | -3.1  | +1.2          | +2.1           | -1.7  | -1.1            | +0.6            | 24                 | 86.7  | 53.2          | 69.7           | 79.7  | 85.4            | 62.4            | -0.6  | +1.0          | +1.1           | -1.4  | +0.7            | 0.0             |
| 25                 | 80.5   | 58.1          | 70.6           | 78.6  | 80.1            | 64.6            | -3.5  | +0.7          | +0.9           | -1.6  | -3.0            | +0.6            | 25                 | 82.5  | 57.9          | 71.4           | 79.0  | 81.3            | 65.0            | -1.5  | +0.5          | +1.7           | -1.2  | -1.8            | +1.0            |
| 26                 | 81.1   | 55.8          | 68.5           | 78.4  | 80.0            | 62.9            | -3.1  | +0.4          | +1.0           | -1.7  | -1.9            | +0.2            | 26                 | 82.6  | 55.3          | 68.5           | 79.1  | 80.9            | 62.6            | -1.6  | -0.1          | +1.0           | -1.0  | -1.0            | -0.1            |
| 27                 | 79.9   | 58.3          | 69.8           | 78.1  | 78.8            | 63.8            | -3.3  | +1.2          | +2.0           | -1.9  | -1.0            | +0.2            | 27                 | 81.4  | 57.3          | 67.7           | 79.5  | 79.6            | 62.7            | -1.8  | +0.2          | -0.1           | -0.5  | -0.2            | -0.9            |
| 28                 | 77.7   | 55.3          | 62.0           | 76.1  | 76.1            | 60.0            | -2.8  | +1.0          | +0.1           | -2.1  | -1.6            | +0.2            | 28                 | 78.7  | 54.2          | 61.2           | 76.9  | 76.5            | 59.2            | -1.8  | -0.1          | -0.7           | -1.3  | -1.2            | -0.6            |
| 29                 | 75.0   | 56.0          | ...            | ...   | ...             | ...             | -2.6  | +0.8          | ...            | ...   | ...             | ...             | 29                 | 75.7  | 54.9          | ...            | ...   | ...             | ...             | -1.9  | -0.3          | ...            | ...   | ...             | ...             |
| 30                 | 75.7   | 54.8          | 58.5           | 71.3  | 74.2            | 58.8            | -2.3  | +0.5          | -0.3           | -1.6  | -1.0            | +0.6            | 30                 | 76.7  | 53.7          | 58.4           | 72.1  | 74.7            | 58.2            | -1.3  | -0.6          | -0.4           | -0.8  | -0.5            | 0.0             |
| Means              | 73.0   | 52.4          | 62.7           | 69.9  | 72.2            | 59.2            | -2.5  | +0.7          | +0.4           | -1.1  | -1.1            | +0.2            | Means              | 74.0  | 51.4          | 62.5           | 70.4  | 72.9            | 58.9            | -1.5  | -0.3          | +0.3           | -0.6  | -0.3            | -0.1            |

READINGS of DRY-BULB THERMOMETERS in a STEVENSON'S SCREEN and on the ROOF of the MAGNET HOUSE—continued.

OCTOBER.

| Days of the Month. | Readings of Thermometers in Stevenson's Screen, 4 feet above the ground. |           |                |       |                 |                 | Excess above readings of Thermometers on ordinary stand, 4 feet above the ground. |           |                |       |                 |                 | Days of the Month. | Readings of Thermometers on the Roof of the Magnet House, 20 feet above the ground. |           |                |       |                 |                 | Excess above readings of Thermometers on ordinary stand, 4 feet above the ground. |           |                |       |                 |                 |
|--------------------|--|-----------|----------------|-------|-----------------|-----------------|---|-----------|----------------|-------|-----------------|-----------------|--------------------|---|-----------|----------------|-------|-----------------|-----------------|---|-----------|----------------|-------|-----------------|-----------------|
|                    | Maxi-mum.  | Mini-mum. | 9 <sup>a</sup> | Noon. | 15 <sup>a</sup> | 21 <sup>a</sup> | Maxi-mum.   | Mini-mum. | 9 <sup>a</sup> | Noon. | 15 <sup>a</sup> | 21 <sup>a</sup> |                    | Maxi-mum.   | Mini-mum. | 9 <sup>a</sup> | Noon. | 15 <sup>a</sup> | 21 <sup>a</sup> | Maxi-mum.   | Mini-mum. | 9 <sup>a</sup> | Noon. | 15 <sup>a</sup> | 21 <sup>a</sup> |
| d                  | o  | o         | o              | o     | o               | o               | o   | o         | o              | o     | o               | o               | d                  | o   | o         | o              | o     | o               | o               | o   | o         | o              | o     | o               | o               |
| 1                  | 72.6   | 54.1      | 65.6           | 72.3  | 66.8            | 61.6            | -3.2  | +0.9      | +0.5           | -1.4  | -0.6            | 0.0             | 1                  | 74.3  | 54.0      | 65.7           | 72.9  | 67.3            | 62.0            | -1.5  | +0.8      | +0.6           | -0.8  | -0.1            | +0.4            |
| 2                  | 62.2   | 45.8      | 52.6           | 54.9  | 54.0            | 45.8            | 0.0   | +0.4      | -0.2           | -0.1  | 0.0             | +0.1            | 2                  | 62.7  | 44.9      | 52.6           | 54.7  | 54.2            | 45.4            | +0.5  | -0.5      | -0.2           | -0.3  | +0.2            | -0.3            |
| 3                  | 64.2   | 39.4      | 47.3           | 58.3  | 62.0            | 54.5            | -1.0  | 0.0       | -0.1           | -1.6  | +0.1            | 0.0             | 3                  | 64.5  | 38.0      | 47.6           | 59.3  | 61.7            | 54.5            | -0.7  | -1.4      | +0.2           | -0.6  | -0.2            | 0.0             |
| 4                  | 59.5   | 44.8      | 54.4           | 57.2  | 53.6            | 44.8            | -1.7  | +0.4      | 0.0            | -0.2  | -0.7            | +0.3            | 4                  | 60.1  | 44.0      | 53.8           | 56.9  | 53.3            | 44.3            | -1.1  | -0.4      | -0.6           | -0.5  | -1.0            | -0.2            |
| 5                  | 58.7   | 39.5      | 55.5           | 57.5  | 56.3            | 58.1            | -0.6  | +0.3      | +0.4           | -0.1  | -0.2            | -0.3            | 5                  | 58.8  | 38.9      | 55.5           | 57.5  | 56.4            | 58.2            | -0.5  | -0.3      | +0.4           | -0.1  | -0.1            | -0.2            |
| 6                  | 59.8   | 54.1      | ...            | ...   | ...             | ...             | 0.0   | +0.6      | ...            | ...   | ...             | ...             | 6                  | 58.2  | 53.2      | ...            | ...   | ...             | ...             | -1.6  | -0.3      | ...            | ...   | ...             | ...             |
| 7                  | 57.2   | 45.3      | 51.8           | 54.8  | 56.3            | 49.6            | -2.5  | +0.4      | +0.3           | -0.1  | +0.4            | +0.1            | 7                  | 58.5  | 44.1      | 51.7           | 54.9  | 56.7            | 49.7            | -1.2  | -0.8      | +0.2           | 0.0   | +0.8            | +0.2            |
| 8                  | 56.2   | 48.6      | 53.4           | 55.5  | 52.6            | 50.7            | -0.6  | -0.8      | -0.2           | -0.3  | -0.1            | 0.0             | 8                  | 56.5  | 48.7      | 54.0           | 55.6  | 52.6            | 50.4            | -0.3  | -0.7      | +0.4           | -0.2  | -0.1            | -0.3            |
| 9                  | 54.1   | 50.1      | 51.0           | 50.1  | 54.1            | 50.9            | -0.7  | +0.1      | -0.5           | -0.3  | -0.2            | +0.1            | 9                  | 54.4  | 49.3      | 50.7           | 50.0  | 54.4            | 51.2            | -0.4  | -0.7      | -0.8           | -0.4  | +0.1            | +0.4            |
| 10                 | 51.4   | 45.0      | 48.2           | 48.6  | 49.9            | 47.2            | +0.2  | +0.4      | -0.2           | 0.0   | -0.1            | +0.2            | 10                 | 51.2  | 44.9      | 48.5           | 48.7  | 49.9            | 46.8            | 0.0   | +0.3      | +0.1           | +0.1  | -0.1            | -0.2            |
| 11                 | 55.0   | 37.9      | 47.9           | 52.7  | 53.9            | 49.9            | -0.9  | +0.2      | 0.0            | 0.0   | 0.0             | 0.0             | 11                 | 55.2  | 36.6      | 48.5           | 52.5  | 54.3            | 49.9            | -0.7  | -1.1      | +0.6           | -0.2  | +0.4            | 0.0             |
| 12                 | 59.9   | 48.7      | 53.2           | 58.0  | 57.6            | 50.4            | -1.4  | +0.1      | -0.2           | -0.4  | 0.0             | +0.4            | 12                 | 60.6  | 48.3      | 54.0           | 58.5  | 57.7            | 50.2            | -0.7  | -0.3      | +0.6           | +0.1  | +0.1            | +0.2            |
| 13                 | 55.2   | 47.0      | ...            | ...   | ...             | ...             | -0.1  | +0.4      | ...            | ...   | ...             | ...             | 13                 | 55.1  | 46.2      | ...            | ...   | ...             | ...             | -0.2  | -0.4      | ...            | ...   | ...             | ...             |
| 14                 | 60.0   | 48.3      | 54.7           | 56.0  | 59.6            | 50.8            | -1.7  | +0.1      | +1.8           | +0.2  | +0.1            | +0.2            | 14                 | 61.5  | 48.2      | 53.8           | 55.9  | 60.7            | 51.0            | -0.2  | 0.0       | +0.9           | +0.1  | +1.2            | +0.4            |
| 15                 | 64.2   | 45.6      | 50.9           | 61.6  | 62.4            | 57.2            | -2.0  | +0.1      | -0.3           | -2.2  | +0.7            | +0.1            | 15                 | 65.7  | 45.3      | 50.9           | 62.8  | 62.5            | 57.2            | -0.5  | -0.2      | -0.3           | -1.0  | +0.8            | +0.1            |
| 16                 | 58.0   | 42.5      | 49.6           | 50.1  | 51.3            | 42.5            | 0.0   | +0.1      | -0.1           | -0.4  | -0.4            | +0.1            | 16                 | 57.5  | 42.4      | 49.0           | 50.1  | 50.7            | 42.4            | -0.5  | 0.0       | -0.7           | -0.4  | -1.0            | 0.0             |
| 17                 | 53.2   | 37.6      | 44.6           | 51.5  | 51.3            | 43.1            | -2.1  | +0.2      | +0.6           | -1.5  | -0.3            | +0.1            | 17                 | 53.5  | 37.1      | 43.7           | 51.7  | 51.3            | 42.9            | -1.8  | -0.3      | -0.3           | -1.3  | -0.3            | -0.1            |
| 18                 | 54.0   | 35.8      | 40.9           | 51.0  | 52.8            | 44.9            | -1.1  | +0.6      | -0.8           | -0.4  | -0.1            | -0.2            | 18                 | 55.4  | 34.9      | 41.8           | 51.2  | 53.7            | 44.5            | +0.3  | -0.3      | +0.1           | -0.2  | +0.8            | -0.6            |
| 19                 | 51.9   | 42.1      | 49.7           | 51.9  | 51.6            | 48.3            | -1.1  | +0.9      | +0.3           | 0.0   | -0.1            | +0.3            | 19                 | 53.2  | 41.1      | 49.6           | 51.9  | 51.6            | 48.1            | +0.2  | -0.1      | +0.2           | 0.0   | -0.1            | +0.1            |
| 20                 | 49.9   | 44.3      | ...            | ...   | ...             | ...             | -0.1  | +0.7      | ...            | ...   | ...             | ...             | 20                 | 50.3  | 43.2      | ...            | ...   | ...             | ...             | +0.3  | -0.4      | ...            | ...   | ...             | ...             |
| 21                 | 51.0   | 38.2      | 43.4           | 50.1  | 49.2            | 44.4            | -1.4  | +0.4      | +0.6           | -0.3  | +0.1            | -0.5            | 21                 | 51.7  | 38.1      | 42.8           | 50.2  | 49.3            | 44.7            | -0.7  | +0.3      | 0.0            | -0.2  | +0.2            | -0.2            |
| 22                 | 45.1   | 39.6      | 42.6           | 43.4  | 42.7            | 40.9            | +0.1  | -0.6      | -0.4           | -0.2  | -0.3            | -0.5            | 22                 | 45.3  | 38.7      | 42.3           | 43.5  | 42.7            | 39.1            | +0.3  | -1.5      | -0.7           | -0.1  | -0.3            | -2.3            |
| 23                 | 44.0   | 39.0      | 39.8           | 42.6  | 43.6            | 39.2            | -0.1  | -0.2      | -0.3           | -0.2  | -0.5            | 0.0             | 23                 | 43.9  | 38.7      | 39.8           | 42.6  | 43.9            | 39.1            | -0.2  | -0.5      | -0.3           | -0.2  | -0.2            | -0.1            |
| 24                 | 46.2   | 28.1      | 32.0           | 42.2  | 44.7            | 37.1            | -0.6  | 0.0       | -0.5           | -0.9  | 0.0             | -0.4            | 24                 | 46.7  | 26.0      | 31.9           | 42.5  | 44.5            | 37.0            | -0.1  | -2.1      | -0.6           | -0.6  | -0.2            | -0.5            |
| 25                 | 47.0   | 30.4      | 36.6           | 44.2  | 45.9            | 35.8            | -1.1  | -0.6      | -0.5           | -0.7  | -0.3            | +0.1            | 25                 | 47.5  | 29.2      | 37.2           | 44.4  | 46.3            | 34.8            | -0.6  | -1.8      | +0.1           | -0.5  | +0.1            | -0.9            |
| 26                 | 39.2   | 28.1      | 31.8           | 37.5  | 38.7            | 38.1            | -0.5  | +0.1      | -0.4           | -0.5  | 0.0             | +0.1            | 26                 | 39.2  | 27.1      | 31.8           | 37.7  | 38.5            | 38.0            | -0.5  | -0.9      | -0.4           | -0.3  | -0.2            | 0.0             |
| 27                 | 43.1   | 29.2      | ...            | ...   | ...             | ...             | -0.4  | -0.2      | ...            | ...   | ...             | ...             | 27                 | 43.1  | 28.8      | ...            | ...   | ...             | ...             | -0.4  | -0.6      | ...            | ...   | ...             | ...             |
| 28                 | 45.3   | 27.7      | 31.9           | 43.0  | 44.8            | 33.2            | -1.6  | +0.3      | +0.2           | -1.4  | +0.1            | +0.3            | 28                 | 46.6  | 27.0      | 31.8           | 41.7  | 45.1            | 34.3            | -0.3  | -0.4      | +0.1           | -2.7  | +0.4            | +1.4            |
| 29                 | 40.2   | 32.9      | 34.1           | 37.7  | 39.7            | 37.6            | +0.1  | +0.6      | -0.3           | -0.5  | 0.0             | +0.1            | 29                 | 40.5  | 32.3      | 34.4           | 37.9  | 39.7            | 37.5            | +0.4  | 0.0       | 0.0            | -0.3  | 0.0             | 0.0             |
| 30                 | 44.4   | 30.5      | 32.3           | 41.5  | 43.6            | 39.2            | -0.6  | 0.0       | -0.2           | -0.4  | -0.1            | -0.2            | 30                 | 44.7  | 29.2      | 32.2           | 41.6  | 43.7            | 39.4            | -0.3  | -1.3      | -0.3           | -0.3  | 0.0             | 0.0             |
| 31                 | 50.2   | 39.0      | 47.3           | 49.5  | 49.5            | 46.5            | -0.6  | 0.0       | -0.4           | -0.2  | +0.1            | -0.1            | 31                 | 51.2  | 38.4      | 49.1           | 49.6  | 49.4            | 46.5            | +0.4  | -0.6      | +1.4           | -0.1  | 0.0             | -0.1            |
| Means              | 53.3   | 40.6      | 46.0           | 50.9  | 51.4            | 46.0            | -0.9  | +0.2      | 0.0            | -0.5  | -0.1            | 0.0             | Means              | 53.8  | 39.9      | 46.1           | 51.0  | 51.6            | 45.9            | -0.4  | -0.5      | 0.0            | -0.4  | 0.0             | -0.1            |

READINGS of DRY-BULB THERMOMETERS in a STEVENSON'S SCREEN and on the ROOF of the MAGNET HOUSE—*continued.*

NOVEMBER.

| Days of the Month. | Readings of Thermometers in Stevenson's Screen, 4 feet above the ground. |               |                |       |                 |                 | Excess above readings of Thermometers on ordinary stand, 4 feet above the ground. |               |                |       |                 |                 | Days of the Month. | Readings of Thermometers on the Roof of the Magnet House, 20 feet above the ground. |               |                |       |                 |                 | Excess above readings of Thermometers on ordinary stand, 4 feet above the ground. |               |                |       |                 |                 |
|--------------------|--|---------------|----------------|-------|-----------------|-----------------|---|---------------|----------------|-------|-----------------|-----------------|--------------------|---|---------------|----------------|-------|-----------------|-----------------|---|---------------|----------------|-------|-----------------|-----------------|
|                    | Maxi-<br>mum.  | Mini-<br>mum. | 9 <sup>a</sup> | Noon. | 15 <sup>a</sup> | 21 <sup>a</sup> | Maxi-<br>mum.   | Mini-<br>mum. | 9 <sup>a</sup> | Noon. | 15 <sup>a</sup> | 21 <sup>a</sup> |                    | Maxi-<br>mum.   | Mini-<br>mum. | 9 <sup>a</sup> | Noon. | 15 <sup>a</sup> | 21 <sup>a</sup> | Maxi-<br>mum.   | Mini-<br>mum. | 9 <sup>a</sup> | Noon. | 15 <sup>a</sup> | 21 <sup>a</sup> |
| d                  | o  | o             | o              | o     | o               | o               | o   | o             | o              | o     | o               | o               | d                  | o   | o             | o              | o     | o               | o               | o   | o             | o              | o     | o               |                 |
| 1                  | 54.0   | 38.0          | 42.4           | 52.0  | 52.3            | 43.2            | -2.0  | +0.3          | 0.0            | -1.2  | -0.4            | +0.3            | 1                  | 56.3  | 37.3          | 42.5           | 52.4  | 53.0            | 42.7            | +0.3  | -0.4          | +0.1           | -0.8  | +0.3            | -0.2            |
| 2                  | 49.8   | 37.0          | 43.3           | 47.7  | 47.0            | 37.7            | -0.3  | 0.0           | -0.2           | 0.0   | -0.2            | +0.1            | 2                  | 50.4  | 35.9          | 42.8           | 47.8  | 46.8            | 35.9            | +0.3  | -1.1          | -0.7           | +0.1  | -0.4            | -1.7            |
| 3                  | 49.6   | 33.3          | ...            | ...   | ...             | ...             | -0.4  | +0.5          | ...            | ...   | ...             | ...             | 3                  | 49.8  | 32.3          | ...            | ...   | ...             | ...             | -0.2  | -0.5          | ...            | ...   | ...             | ...             |
| 4                  | 52.0   | 45.5          | 46.9           | 51.3  | 50.6            | 47.3            | -0.7  | +0.2          | +0.1           | -0.3  | -0.1            | -0.2            | 4                  | 51.5  | 45.3          | 47.7           | 51.4  | 50.6            | 47.7            | -1.2  | 0.0           | +0.9           | -0.2  | -0.1            | +0.2            |
| 5                  | 55.0   | 40.2          | 45.1           | 51.8  | 53.5            | 55.0            | -0.2  | +0.7          | -0.1           | -0.3  | -0.1            | +0.1            | 5                  | 54.7  | 39.1          | 45.9           | 51.9  | 53.5            | 54.7            | -0.5  | -0.4          | +0.7           | -0.2  | -0.1            | -0.2            |
| 6                  | 60.0   | 53.3          | 55.7           | 58.5  | 57.7            | 54.6            | 0.0   | +0.3          | -0.1           | -0.1  | -0.1            | -0.1            | 6                  | 59.7  | 52.9          | 55.9           | 58.5  | 57.7            | 54.3            | -0.3  | -0.1          | +0.1           | -0.1  | -0.1            | -0.4            |
| 7                  | 60.0   | 51.2          | 51.2           | 58.1  | 59.7            | 59.6            | -0.1  | +0.3          | +0.2           | -0.3  | 0.0             | +0.1            | 7                  | 59.7  | 50.4          | 51.5           | 58.2  | 59.7            | 59.5            | -0.4  | -0.5          | +0.5           | -0.2  | 0.0             | 0.0             |
| 8                  | 60.0   | 50.6          | 52.2           | 51.5  | 50.8            | 54.8            | 0.0   | +0.2          | -0.1           | -0.2  | -0.1            | -0.1            | 8                  | 59.5  | 50.4          | 52.5           | 51.6  | 51.5            | 55.2            | -0.5  | 0.0           | +0.2           | -0.1  | +0.6            | +0.3            |
| 9                  | 56.9   | 47.8          | 52.0           | 53.1  | 53.4            | 47.8            | -0.4  | -0.2          | -0.2           | -0.5  | 0.0             | 0.0             | 9                  | 57.2  | 48.0          | 52.1           | 53.7  | 52.7            | 48.6            | -0.1  | 0.0           | -0.1           | +0.1  | -0.7            | +0.8            |
| 10                 | 56.2   | 46.1          | ...            | ...   | ...             | ...             | +0.1  | +0.4          | ...            | ...   | ...             | ...             | 10                 | 56.5  | 46.3          | ...            | ...   | ...             | ...             | +0.4  | +0.6          | ...            | ...   | ...             | ...             |
| 11                 | 56.1   | 45.5          | 50.8           | 54.6  | 51.6            | 46.3            | -0.4  | +0.1          | +0.1           | -0.9  | +0.1            | -0.3            | 11                 | 56.5  | 45.0          | 51.0           | 54.9  | 51.6            | 46.7            | 0.0   | -0.4          | +0.3           | -0.6  | +0.1            | +0.1            |
| 12                 | 49.0   | 42.0          | 47.0           | 45.7  | 48.9            | 45.7            | -0.6  | +0.1          | -0.4           | -0.1  | 0.0             | -0.2            | 12                 | 51.0  | 40.9          | 47.7           | 45.5  | 49.0            | 47.0            | +1.4  | -1.0          | +0.3           | -0.3  | +0.1            | +1.1            |
| 13                 | 53.5   | 43.3          | 45.5           | 52.2  | 52.6            | 46.8            | -1.4  | +0.1          | -0.2           | -1.4  | 0.0             | 0.0             | 13                 | 55.0  | 42.1          | 45.7           | 52.6  | 52.2            | 46.7            | +0.1  | -1.1          | 0.0            | -1.0  | -0.4            | -0.1            |
| 14                 | 55.2   | 44.4          | 49.8           | 54.7  | 54.6            | 46.9            | -0.9  | 0.0           | +0.1           | -0.2  | -0.1            | 0.0             | 14                 | 55.7  | 44.1          | 49.9           | 54.8  | 54.6            | 46.8            | -0.4  | -0.3          | +0.2           | -0.1  | -0.1            | -0.1            |
| 15                 | 58.8   | 39.0          | 44.8           | 52.2  | 51.7            | 58.6            | -0.1  | -0.3          | +0.1           | -0.2  | 0.0             | 0.0             | 15                 | 59.7  | 39.3          | 45.7           | 52.7  | 51.8            | 58.7            | +0.8  | 0.0           | +1.0           | +0.3  | +0.1            | +0.1            |
| 16                 | 62.2   | 47.0          | 61.1           | 61.9  | 61.1            | 47.0            | -1.8  | +0.2          | +0.4           | -1.0  | -0.3            | +0.1            | 16                 | 62.5  | 46.8          | 61.4           | 62.3  | 61.1            | 47.0            | -1.5  | 0.0           | +0.7           | -0.6  | -0.3            | +0.1            |
| 17                 | 54.0   | 44.3          | ...            | ...   | ...             | ...             | -1.3  | +0.1          | ...            | ...   | ...             | ...             | 17                 | 54.5  | 43.1          | ...            | ...   | ...             | ...             | -0.8  | -1.1          | ...            | ...   | ...             | ...             |
| 18                 | 49.9   | 34.8          | 37.8           | 47.9  | 48.1            | 39.5            | -1.9  | +0.5          | +0.9           | -1.8  | -0.5            | +0.1            | 18                 | 52.5  | 34.3          | 40.2           | 49.8  | 48.3            | 39.3            | +0.7  | 0.0           | +3.3           | +0.1  | -0.3            | -0.1            |
| 19                 | 46.7   | 35.8          | 41.8           | 46.1  | 44.6            | 45.1            | -0.5  | +0.3          | +0.3           | +0.1  | 0.0             | 0.0             | 19                 | 47.2  | 34.3          | 42.1           | 46.3  | 44.5            | 45.4            | 0.0   | -1.2          | +0.6           | +0.3  | -0.1            | +0.3            |
| 20                 | 51.1   | 45.1          | 47.1           | 49.6  | 50.5            | 50.8            | 0.0   | 0.0           | +0.2           | -0.1  | 0.0             | -0.2            | 20                 | 51.1  | 45.0          | 47.0           | 49.8  | 50.7            | 50.9            | 0.0   | -0.1          | +0.1           | +0.1  | +0.2            | -0.1            |
| 21                 | 50.8   | 43.0          | 45.2           | 49.8  | 50.1            | 49.8            | -0.1  | +0.1          | -0.2           | -0.7  | -0.1            | 0.0             | 21                 | 51.4  | 42.2          | 45.6           | 51.4  | 50.1            | 49.9            | +0.5  | -0.7          | +0.2           | +0.9  | -0.1            | +0.1            |
| 22                 | 52.1   | 45.5          | 50.4           | 50.1  | 51.8            | 45.7            | -0.1  | 0.0           | 0.0            | +0.1  | +0.1            | 0.0             | 22                 | 51.9  | 44.5          | 50.6           | 50.1  | 51.9            | 44.7            | -0.3  | -1.0          | +0.2           | +0.1  | +0.2            | -1.0            |
| 23                 | 46.3   | 36.4          | 37.8           | 39.5  | 45.0            | 41.1            | +0.1  | -1.3          | -0.2           | -0.3  | 0.0             | +0.1            | 23                 | 46.2  | 34.3          | 37.7           | 39.6  | 45.1            | 41.1            | 0.0   | -3.4          | -0.3           | -0.2  | +0.1            | +0.1            |
| 24                 | 42.7   | 36.3          | ...            | ...   | ...             | ...             | 0.0   | 0.0           | ...            | ...   | ...             | ...             | 24                 | 42.3  | 35.6          | ...            | ...   | ...             | ...             | -0.4  | -0.7          | ...            | ...   | ...             | ...             |
| 25                 | 43.2   | 40.7          | 41.8           | 42.8  | 42.7            | 43.0            | 0.0   | -0.2          | +0.1           | -0.1  | 0.0             | +0.1            | 25                 | 43.3  | 40.3          | 41.9           | 42.8  | 42.8            | 43.0            | +0.1  | -0.6          | +0.2           | -0.1  | +0.1            | +0.1            |
| 26                 | 43.3   | 33.0          | 37.1           | 39.6  | 38.3            | 33.8            | 0.0   | 0.0           | -0.2           | -0.8  | -0.3            | -0.1            | 26                 | 43.1  | 31.6          | 37.1           | 40.6  | 38.5            | 33.7            | -0.2  | -1.4          | -0.2           | +0.2  | -0.1            | -0.2            |
| 27                 | 46.1   | 32.7          | 42.1           | 44.5  | 45.7            | 43.0            | -0.1  | +0.2          | +0.1           | +0.1  | -0.1            | 0.0             | 27                 | 46.2  | 31.7          | 42.4           | 44.3  | 46.0            | 43.8            | 0.0   | -0.8          | +0.4           | -0.1  | +0.2            | +0.8            |
| 28                 | 50.1   | 37.4          | 41.0           | 44.5  | 48.3            | 49.6            | 0.0   | -0.1          | -0.1           | -0.2  | -0.2            | -0.1            | 28                 | 50.0  | 37.1          | 41.6           | 44.8  | 48.3            | 50.0            | -0.1  | -0.4          | +0.5           | +0.1  | -0.2            | +0.3            |
| 29                 | 51.9   | 48.3          | 49.4           | 50.5  | 51.2            | 51.6            | 0.0   | -0.4          | -0.1           | -0.2  | -0.4            | -0.1            | 29                 | 51.9  | 49.0          | 49.6           | 50.6  | 51.4            | 51.9            | 0.0   | +0.3          | +0.1           | -0.1  | -0.2            | +0.2            |
| 30                 | 51.9   | 46.5          | 50.6           | 50.3  | 50.0            | 46.7            | +0.2  | +0.3          | -0.1           | -0.2  | 0.0             | +0.3            | 30                 | 52.4  | 46.2          | 50.6           | 50.4  | 50.4            | 46.5            | +0.7  | 0.0           | -0.1           | -0.1  | +0.4            | +0.1            |
| Means              | 52.3   | 42.1          | 46.5           | 50.0  | 50.5            | 47.3            | -0.4  | +0.1          | 0.0            | -0.4  | -0.1            | 0.0             | Means              | 52.7  | 41.5          | 46.9           | 50.3  | 50.5            | 47.4            | -0.1  | -0.5          | +0.4           | -0.1  | 0.0             | 0.0             |

READINGS of DRY-BULB THERMOMETERS in a STEVENSON'S SCREEN and on the ROOF of the MAGNET HOUSE—concluded.

DECEMBER.

| Days of the Month. | Readings of Thermometers in Stevenson's Screen, 4 feet above the ground. |        |                |       |                 |                 | Excess above readings of Thermometers on ordinary stand, 4 feet above the ground. |        |                |       |                 |                 | Days of the Month. | Readings of Thermometers on the Roof of the Magnet House, 20 feet above the ground. |        |                |       |                 |                 | Excess above readings of Thermometers on ordinary stand, 4 feet above the ground. |        |                |       |                 |                 |
|--------------------|--|--------|----------------|-------|-----------------|-----------------|---|--------|----------------|-------|-----------------|-----------------|--------------------|---|--------|----------------|-------|-----------------|-----------------|---|--------|----------------|-------|-----------------|-----------------|
|                    | Maxim.   | Minim. | 9 <sup>a</sup> | Noon. | 15 <sup>a</sup> | 21 <sup>a</sup> | Maxim.  | Minim. | 9 <sup>a</sup> | Noon. | 15 <sup>a</sup> | 21 <sup>a</sup> |                    | Maxim.  | Minim. | 9 <sup>a</sup> | Noon. | 15 <sup>a</sup> | 21 <sup>a</sup> | Maxim.  | Minim. | 9 <sup>a</sup> | Noon. | 15 <sup>a</sup> | 21 <sup>a</sup> |
| d                  | o  | o      | o              | o     | o               | o               | o   | o      | o              | o     | o               | o               | d                  | o   | o      | o              | o     | o               | o               | o   | o      | o              | o     | o               |                 |
| 1                  | 46.9   | 37.3   | ...            | ...   | ...             | ...             | +0.3  | +0.1   | ...            | ...   | ...             | ...             | 1                  | 46.7  | 36.3   | ...            | ...   | ...             | ...             | +0.1  | -0.9   | ...            | ...   | ...             | ...             |
| 2                  | 47.6   | 36.2   | 37.9           | 47.6  | 46.8            | 46.1            | -1.1  | -0.1   | -0.7           | +1.2  | -0.2            | +0.2            | 2                  | 48.9  | 35.8   | 37.9           | 44.1  | 47.1            | 47.0            | +0.2  | -0.5   | -0.7           | -2.3  | +0.1            | +1.1            |
| 3                  | 50.3   | 41.8   | 49.8           | 49.8  | 48.1            | 41.8            | -0.1  | +0.4   | +0.1           | +0.1  | +0.2            | 0.0             | 3                  | 50.4  | 41.1   | 49.8           | 49.8  | 47.8            | 41.6            | 0.0   | -0.3   | +0.1           | +0.1  | -0.1            | -0.2            |
| 4                  | 49.2   | 39.5   | 42.8           | 46.8  | 49.1            | 48.4            | 0.0   | -0.1   | -0.1           | -0.6  | -0.1            | 0.0             | 4                  | 49.2  | 38.7   | 42.8           | 47.1  | 49.1            | 48.4            | 0.0   | -0.9   | -0.1           | -0.3  | -0.1            | 0.0             |
| 5                  | 56.1   | 48.3   | 53.4           | 54.8  | 55.7            | 52.6            | +0.1  | +0.3   | -0.2           | 0.0   | 0.0             | -0.1            | 5                  | 56.2  | 48.2   | 53.7           | 54.6  | 55.9            | 52.8            | +0.2  | +0.2   | +0.1           | -0.2  | +0.2            | +0.1            |
| 6                  | 52.6   | 38.1   | 47.2           | 45.7  | 44.4            | 38.1            | -0.1  | -0.1   | -0.2           | -0.5  | +0.2            | -0.1            | 6                  | 52.8  | 37.9   | 47.0           | 47.0  | 44.5            | 38.2            | +0.1  | -0.3   | -0.4           | +0.8  | +0.3            | 0.0             |
| 7                  | 39.6   | 34.0   | 35.6           | 38.7  | 38.0            | 35.4            | -0.7  | -0.2   | -0.1           | -0.4  | -0.4            | +0.1            | 7                  | 40.3  | 33.3   | 35.8           | 38.7  | 37.3            | 35.8            | 0.0   | -0.9   | +0.1           | -0.4  | -1.1            | +0.5            |
| 8                  | 38.6   | 32.0   | ...            | ...   | ...             | ...             | +0.2  | 0.0    | ...            | ...   | ...             | ...             | 8                  | 38.8  | 31.2   | ...            | ...   | ...             | ...             | +0.4  | -0.8   | ...            | ...   | ...             | ...             |
| 9                  | 48.7   | 31.9   | 43.7           | 47.1  | 48.5            | 48.2            | -0.3  | -0.1   | 0.0            | -0.3  | 0.0             | -0.2            | 9                  | 48.7  | 31.9   | 43.7           | 47.5  | 48.5            | 48.2            | -0.3  | -0.1   | 0.0            | +0.1  | 0.0             | -0.2            |
| 10                 | 48.7   | 35.7   | 43.5           | 44.1  | 43.7            | 35.8            | +0.2  | +0.5   | +0.1           | -0.2  | +0.3            | +0.1            | 10                 | 48.4  | 34.8   | 43.7           | 44.7  | 43.7            | 35.7            | -0.1  | -0.4   | +0.3           | +0.4  | +0.3            | 0.0             |
| 11                 | 41.0   | 25.8   | 27.9           | 32.4  | 39.0            | 40.6            | 0.0   | -0.4   | -0.7           | -0.3  | -0.7            | -0.1            | 11                 | 41.1  | 25.9   | 28.4           | 32.5  | 40.0            | 40.8            | +0.1  | -0.3   | -0.2           | -0.2  | +0.3            | +0.1            |
| 12                 | 47.5   | 37.9   | 38.3           | 41.8  | 44.5            | 42.0            | -0.2  | -0.1   | -0.2           | -0.2  | -0.2            | +0.1            | 12                 | 47.7  | 37.5   | 38.3           | 42.8  | 44.9            | 42.0            | 0.0   | -0.5   | -0.2           | +0.8  | +0.2            | +0.1            |
| 13                 | 44.2   | 35.4   | 37.1           | 41.8  | 42.8            | 40.8            | +0.6  | -0.1   | -0.3           | -0.6  | +0.1            | +0.1            | 13                 | 44.3  | 34.8   | 37.4           | 42.0  | 42.6            | 41.5            | +0.7  | -0.7   | 0.0            | -0.4  | -0.1            | +0.8            |
| 14                 | 47.2   | 34.6   | 34.8           | 39.8  | 42.6            | 47.1            | -0.1  | +0.1   | -0.4           | -0.6  | -0.1            | -0.2            | 14                 | 48.6  | 33.7   | 34.7           | 40.6  | 43.5            | 48.4            | +1.3  | -0.8   | -0.5           | +0.2  | +0.8            | +1.1            |
| 15                 | 51.5   | 37.4   | ...            | ...   | ...             | ...             | 0.0   | +0.1   | ...            | ...   | ...             | ...             | 15                 | 52.3  | 36.3   | ...            | ...   | ...             | ...             | +0.8  | -1.0   | ...            | ...   | ...             | ...             |
| 16                 | 43.8   | 35.2   | 41.6           | 41.8  | 42.5            | 41.1            | 0.0   | -0.1   | -0.1           | -0.2  | -0.4            | -0.1            | 16                 | 44.5  | 35.2   | 43.7           | 41.8  | 42.7            | 41.6            | +0.7  | -0.1   | +2.0           | -0.2  | -0.2            | +0.4            |
| 17                 | 44.0   | 40.0   | 40.5           | 43.1  | 42.3            | 40.8            | -0.2  | -0.1   | -0.1           | -0.2  | -0.2            | +0.2            | 17                 | 44.6  | 40.0   | 40.9           | 43.2  | 42.6            | 40.6            | +0.4  | -0.1   | +0.3           | -0.1  | +0.1            | 0.0             |
| 18                 | 41.7   | 36.1   | 39.0           | 40.8  | 40.9            | 39.5            | 0.0   | -0.8   | 0.0            | -0.1  | 0.0             | 0.0             | 18                 | 41.7  | 35.8   | 38.7           | 41.2  | 40.8            | 39.4            | 0.0   | -1.1   | -0.3           | +0.3  | -0.1            | -0.1            |
| 19                 | 40.2   | 35.1   | 36.4           | 37.1  | 37.1            | 35.9            | +0.4  | -0.2   | -0.2           | -0.2  | -0.2            | 0.0             | 19                 | 39.5  | 35.1   | 36.6           | 37.1  | 37.4            | 35.7            | -0.3  | -0.2   | 0.0            | -0.2  | +0.1            | -0.2            |
| 20                 | 38.7   | 34.9   | 35.7           | 37.7  | 38.3            | 36.6            | -0.1  | -0.2   | -0.2           | -0.2  | -0.1            | 0.0             | 20                 | 38.8  | 34.3   | 36.2           | 37.7  | 38.3            | 36.8            | 0.0   | -0.8   | +0.3           | -0.2  | -0.1            | +0.2            |
| 21                 | 37.0   | 30.0   | 30.5           | 32.3  | 32.8            | 30.6            | +0.3  | +0.2   | -0.2           | -0.3  | 0.0             | -0.1            | 21                 | 36.8  | 28.8   | 30.4           | 32.4  | 32.7            | 30.7            | +0.1  | -1.0   | -0.3           | -0.2  | -0.1            | 0.0             |
| 22                 | 34.8   | 24.9   | ...            | ...   | ...             | ...             | -0.4  | -0.6   | ...            | ...   | ...             | ...             | 22                 | 35.0  | 24.3   | ...            | ...   | ...             | ...             | -0.2  | -1.2   | ...            | ...   | ...             | ...             |
| 23                 | 36.2   | 32.0   | 33.8           | 35.1  | 34.9            | 33.2            | -1.0  | -0.2   | +0.1           | -0.6  | 0.0             | -0.2            | 23                 | 37.4  | 31.2   | 33.7           | 35.9  | 35.0            | 33.3            | +0.2  | -1.0   | 0.0            | +0.2  | +0.1            | -0.1            |
| 24                 | 38.5   | 32.8   | 37.6           | 37.2  | 37.0            | 37.7            | +0.4  | -0.5   | -0.1           | -0.2  | -0.3            | 0.0             | 24                 | 38.1  | 32.5   | 37.9           | 37.3  | 37.1            | 37.5            | 0.0   | -0.8   | +0.2           | -0.1  | -0.2            | -0.2            |
| 25                 | 38.2   | 32.0   | ...            | ...   | ...             | ...             | +0.2  | -0.3   | ...            | ...   | ...             | ...             | 25                 | 37.7  | 32.1   | ...            | ...   | ...             | ...             | -0.3  | -0.2   | ...            | ...   | ...             | ...             |
| 26                 | 35.8   | 31.1   | ...            | ...   | ...             | ...             | +0.3  | -0.5   | ...            | ...   | ...             | ...             | 26                 | 34.5  | 31.2   | ...            | ...   | ...             | ...             | -1.0  | -0.4   | ...            | ...   | ...             | ...             |
| 27                 | 37.3   | 33.2   | 35.7           | 35.3  | 34.9            | 33.8            | +0.1  | -0.5   | -0.1           | -0.3  | -0.1            | +0.1            | 27                 | 37.2  | 33.3   | 35.9           | 35.3  | 35.4            | 33.8            | 0.0   | -0.4   | +0.1           | -0.3  | +0.4            | +0.1            |
| 28                 | 45.0   | 30.9   | 31.8           | 36.2  | 39.4            | 44.8            | 0.0   | -0.3   | -0.1           | -0.7  | 0.0             | 0.0             | 28                 | 46.8  | 30.9   | 31.9           | 37.5  | 39.7            | 44.5            | +1.8  | -0.3   | 0.0            | +0.6  | +0.3            | -0.3            |
| 29                 | 48.3   | 44.6   | ...            | ...   | ...             | ...             | 0.0   | 0.0    | ...            | ...   | ...             | ...             | 29                 | 48.4  | 44.5   | ...            | ...   | ...             | ...             | +0.1  | -0.1   | ...            | ...   | ...             | ...             |
| 30                 | 54.5   | 46.9   | 51.1           | 53.3  | 54.1            | 52.2            | -0.3  | +0.2   | -0.3           | -0.2  | +0.1            | +0.1            | 30                 | 54.6  | 47.3   | 51.5           | 53.6  | 54.1            | 52.5            | -0.2  | +0.6   | +0.1           | +0.1  | +0.1            | +0.4            |
| 31                 | 52.8   | 43.0   | 50.2           | 50.0  | 50.4            | 43.0            | +0.2  | +0.7   | -0.3           | -0.1  | +0.1            | +0.3            | 31                 | 52.5  | 43.1   | 50.7           | 50.4  | 50.7            | 43.6            | -0.1  | +0.8   | +0.2           | +0.3  | +0.4            | +0.9            |
| Means              | 44.4   | 35.8   | 39.8           | 42.1  | 42.8            | 41.1            | 0.0   | -0.1   | -0.2           | -0.2  | -0.1            | 0.0             | Means              | 44.6  | 35.4   | 40.1           | 42.3  | 43.0            | 41.3            | +0.2  | -0.5   | 0.0            | 0.0   | +0.1            | +0.2            |



READINGS OF THE WET-BULB THERMOMETER PLACED IN A STEVENSON'S SCREEN,

READINGS of the WET-BULB THERMOMETER in a STEVENSON'S SCREEN—continued.

| Days of the Month. | Readings of the Wet-bulb Thermometer in Stevenson's Screen, 4 feet above the ground. |       |                 |                 | Excess above readings of the Thermometer on ordinary stand, 4 feet above the ground. |       |                 |                 | Days of the Month. | Readings of the Wet-bulb Thermometer in Stevenson's Screen, 4 feet above the ground. |       |                 |                 | Excess above readings of the Thermometer on ordinary stand, 4 feet above the ground. |       |                 |                 |
|--------------------|--|-------|-----------------|-----------------|--|-------|-----------------|-----------------|--------------------|--|-------|-----------------|-----------------|--|-------|-----------------|-----------------|
|                    | 9 <sup>a</sup>   | Noon. | 15 <sup>a</sup> | 21 <sup>a</sup> | 9 <sup>a</sup>   | Noon. | 15 <sup>a</sup> | 21 <sup>a</sup> |                    | 9 <sup>a</sup>   | Noon. | 15 <sup>a</sup> | 21 <sup>a</sup> | 9 <sup>a</sup>   | Noon. | 15 <sup>a</sup> | 21 <sup>a</sup> |
| MAY.               |  |       |                 |                 |  |       |                 |                 | JULY.              |  |       |                 |                 |  |       |                 |                 |
| 1                  | 52.9   | 53.9  | 51.4            | 42.9            | -0.2   | 0.0   | 0.0             | +0.2            | 1                  | 59.1   | 58.3  | 58.7            | 56.8            | -0.2   | -0.3  | 0.0             | 0.0             |
| 2                  | 46.9   | 48.0  | 48.1            | 44.1            | +0.3   | -0.4  | -0.4            | +0.1            | 2                  | 56.4   | 57.7  | 58.9            | 54.5            | +0.2   | 0.0   | -0.2            | -0.2            |
| 3                  | 50.8   | 51.1  | 51.1            | 42.2            | +0.4   | -0.3  | -0.1            | -0.1            | 3                  | 54.1   | 55.9  | 57.3            | 57.1            | +0.2   | -0.4  | -1.2            | -0.1            |
| 4                  | 51.9   | 49.8  | 52.1            | 44.8            | -0.2   | -0.6  | +0.1            | +0.1            | 4                  | 55.2   | 55.1  | 56.9            | 55.0            | -0.4   | +0.7  | -0.1            | -0.1            |
| 6                  | 55.1   | 57.1  | 55.0            | 51.0            | -0.3   | -0.6  | -0.7            | 0.0             | 5                  | 56.3   | 56.1  | 56.0            | 54.6            | 0.0  | -0.1  | +0.2            | -0.1            |
| 7                  | 52.0   | 54.3  | 51.7            | 48.3            | -0.7   | -0.6  | -0.4            | -0.2            | 6                  | 56.9   | 59.1  | 60.2            | 52.1            | -0.2   | -0.5  | -0.3            | +0.3            |
| 8                  | 54.3   | 55.6  | 53.0            | 50.1            | -0.3   | -1.0  | -0.5            | +0.3            | 8                  | 57.1   | 61.8  | 62.8            | 58.4            | +0.4   | -0.3  | -0.8            | -0.1            |
| 9                  | 55.4   | 57.2  | 57.0            | 53.0            | -0.3   | -0.2  | +0.1            | +0.3            | 9                  | 60.1   | 61.7  | 64.1            | 58.8            | +0.1   | -0.2  | +0.6            | +0.1            |
| 10                 | 50.8   | 51.1  | 55.1            | 49.6            | 0.0  | +0.3  | -1.2            | +0.2            | 10                 | 57.1   | 58.8  | 60.1            | 56.1            | -0.4   | -0.3  | -0.7            | +0.2            |
| 11                 | 54.1   | 56.4  | 58.1            | 54.1            | +0.2   | 0.0   | -1.0            | -0.2            | 11                 | 57.1   | 59.1  | 62.1            | 58.7            | -0.4   | +0.2  | -0.2            | +0.3            |
| 13                 | 61.4   | 63.1  | 65.8            | 59.8            | -0.3   | -0.6  | -0.6            | +0.1            | 12                 | 52.2   | 53.6  | 54.2            | 52.1            | +0.2   | -0.3  | -0.4            | +0.5            |
| 14                 | 59.3   | 61.4  | 61.9            | 58.8            | -0.4   | -0.1  | -0.6            | +0.2            | 13                 | 52.8   | 58.4  | 58.1            | 59.7            | +0.5   | -0.1  | -0.7            | 0.0             |
| 15                 | 52.3   | 52.5  | 52.1            | 49.3            | -0.4   | -0.2  | +0.3            | +0.2            | 15                 | 54.0   | 54.9  | 55.4            | 53.1            | -0.5   | -0.7  | -0.3            | +0.4            |
| 16                 | 40.4   | 44.1  | 43.4            | 37.3            | +0.3   | -1.1  | -0.4            | +0.1            | 16                 | 55.7   | 59.1  | 59.5            | 56.1            | 0.0  | +0.4  | +0.6            | +0.2            |
| 17                 | 37.9   | 38.6  | 40.1            | 40.1            | -0.4   | 0.0   | +0.1            | +0.4            | 17                 | 61.1   | 63.9  | 63.6            | 61.4            | 0.0  | 0.0   | -0.4            | +0.3            |
| 18                 | 45.8   | 47.4  | 47.4            | 46.8            | 0.0  | -0.2  | -0.5            | +0.2            | 18                 | 62.8   | 62.3  | 63.3            | 61.9            | +0.8   | -0.6  | -0.3            | -0.2            |
| 20                 | 44.0   | 44.9  | 45.8            | 45.4            | -0.5   | -0.5  | -0.2            | 0.0             | 19                 | 59.2   | 59.9  | 58.2            | 54.6            | -0.2   | -0.6  | 0.0             | -0.1            |
| 21                 | 50.1   | 53.5  | 52.1            | 49.0            | 0.0  | 0.0   | -0.4            | +0.1            | 20                 | 56.3   | 60.9  | 59.5            | 56.9            | -0.1   | -0.2  | -0.2            | +0.2            |
| 22                 | 50.1   | 54.8  | 54.0            | 51.8            | -0.1   | -0.7  | +0.3            | +0.1            | 22                 | 56.1   | 58.8  | 58.9            | 55.9            | -0.3   | -0.6  | +0.2            | +0.1            |
| 23                 | 56.4   | 55.1  | 53.9            | 49.4            | -0.1   | +0.2  | -0.2            | +0.1            | 23                 | 57.9   | 57.7  | 59.4            | 55.2            | -0.1   | -0.3  | -0.2            | +0.3            |
| 24                 | 52.3   | 54.1  | 55.1            | 48.9            | -0.7   | -0.2  | -0.6            | +0.2            | 24                 | 62.1   | 65.3  | 65.1            | 62.1            | -0.1   | +0.2  | +0.3            | +0.1            |
| 27                 | 56.1   | 61.0  | 60.3            | 51.8            | -0.7   | -1.1  | -0.6            | +0.1            | 25                 | 63.1   | 64.4  | 65.1            | 62.3            | -0.1   | 0.0   | +0.5            | +0.2            |
| 28                 | 51.8   | 54.2  | 54.1            | 47.7            | -0.7   | -0.8  | -0.9            | 0.0             | 26                 | 62.3   | 68.6  | 67.0            | 64.1            | -0.7   | -0.5  | +0.2            | +0.4            |
| 29                 | 52.2   | 62.9  | 62.7            | 53.2            | -1.4   | -0.5  | -0.2            | -0.3            | 27                 | 62.1   | 61.0  | 58.7            | 54.7            | +0.3   | 0.0   | +0.1            | +0.3            |
| 30                 | 65.1   | 65.5  | 63.3            | 63.1            | +0.1   | -0.2  | -1.4            | +0.1            | 29                 | 56.3   | 57.1  | 58.2            | 53.4            | -0.1   | -0.4  | -0.3            | +0.1            |
| 31                 | 59.5   | 58.3  | 59.2            | 55.2            | -0.6   | -0.5  | -0.5            | -0.1            | 30                 | 55.1   | 54.3  | 56.8            | 55.2            | +0.3   | -0.1  | 0.0             | -0.2            |
| Means              | 52.3   | 54.1  | 54.0            | 49.5            | -0.3   | -0.4  | -0.4            | +0.1            | 31                 | 57.3   | 59.9  | 58.1            | 56.4            | -0.2   | -0.5  | +0.2            | -0.1            |
| Means              | 57.6   | 59.4  | 59.9            | 56.9            | 0.0  | -0.2  | -0.1            | +0.1            |                    |  |       |                 |                 |  |       |                 |                 |
| JUNE.              |  |       |                 |                 |  |       |                 |                 | AUGUST.            |  |       |                 |                 |  |       |                 |                 |
| 1                  | 58.1   | 58.8  | 56.0            | 50.1            | +0.3   | +0.1  | -0.4            | -0.2            | 1                  | 57.1   | 57.9  | 59.9            | 53.0            | -0.3   | -0.1  | +0.2            | +0.1            |
| 4                  | 57.4   | 57.4  | 58.1            | 57.2            | -0.8   | -1.0  | -0.3            | -0.2            | 2                  | 58.9   | 59.3  | 63.1            | 57.1            | -0.1   | -0.4  | -0.5            | +0.4            |
| 5                  | 55.1   | 55.8  | 58.1            | 53.8            | -0.6   | -0.2  | +0.2            | +0.2            | 3                  | 56.2   | 56.4  | 57.4            | 55.2            | +0.3   | -0.2  | -0.4            | 0.0             |
| 6                  | 52.7   | 54.1  | 57.1            | 51.1            | -0.6   | -0.8  | -1.0            | -0.1            | 6                  | 56.0   | 56.1  | 57.4            | 54.3            | +0.3   | +0.1  | -0.1            | +0.3            |
| 7                  | 57.9   | 61.1  | 61.3            | 53.1            | -0.4   | -0.7  | -0.9            | +0.3            | 7                  | 56.4   | 56.2  | 58.0            | 54.1            | +0.1   | -0.9  | +0.2            | +0.3            |
| 8                  | 60.8   | 62.3  | 64.5            | 55.9            | -0.5   | -0.7  | -0.9            | 0.0             | 8                  | 57.9   | 58.6  | 58.4            | 56.1            | +1.2   | +0.6  | -0.5            | 0.0             |
| 10                 | 58.1   | 59.1  | 58.8            | 54.1            | -0.5   | -0.6  | -0.1            | -0.4            | 9                  | 62.1   | 62.2  | 64.1            | 57.3            | +0.1   | -0.2  | +0.2            | 0.0             |
| 11                 | 53.3   | 55.0  | 56.1            | 52.0            | 0.0  | -0.7  | -0.6            | -0.6            | 10                 | 60.3   | 64.1  | 65.3            | 63.8            | +0.4   | -0.6  | -0.2            | +0.1            |
| 12                 | 49.0   | 49.8  | 51.0            | 47.8            | +0.3   | +0.1  | +0.1            | +0.1            | 12                 | 58.1   | 59.9  | 60.8            | 54.1            | -0.4   | -0.1  | +0.9            | -0.3            |
| 13                 | 49.1   | 51.1  | 51.7            | 51.0            | +0.2   | -0.3  | -1.2            | +0.1            | 13                 | 56.3   | 57.1  | 59.4            | 54.8            | -0.6   | -0.2  | -0.3            | +0.1            |
| 14                 | 49.9   | 51.4  | 52.1            | 48.1            | +0.2   | +0.5  | -0.6            | 0.0             | 14                 | 58.1   | 59.1  | 59.6            | 57.6            | +0.2   | 0.0   | -0.1            | -0.1            |
| 15                 | 47.4   | 48.9  | 50.1            | 47.1            | -0.5   | -0.7  | -0.5            | +0.4            | 15                 | 57.2   | 61.1  | 61.1            | 58.8            | +0.1   | -0.1  | -0.3            | +0.2            |
| 17                 | 53.2   | 55.7  | 56.6            | 49.3            | -1.0   | -0.5  | 0.0             | 0.0             | 16                 | 61.9   | 63.2  | 63.4            | 62.1            | +0.1   | -0.8  | -0.3            | -0.1            |
| 18                 | 55.3   | 57.3  | 58.3            | 54.9            | -0.2   | -1.0  | -0.9            | +0.2            | 17                 | 63.2   | 64.1  | 62.1            | 58.1            | 0.0  | -0.6  | -1.3            | +0.1            |
| 19                 | 53.6   | 56.1  | 57.8            | 54.5            | -0.3   | -0.1  | -0.1            | 0.0             | 19                 | 62.1   | 64.1  | 65.7            | 61.2            | +0.6   | +0.3  | -0.2            | 0.0             |
| 20                 | 54.3   | 56.1  | 56.1            | 51.9            | +0.1   | -0.6  | -0.2            | +0.8            | 20                 | 62.0   | 64.5  | 67.3            | 62.5            | +0.3   | -0.4  | -0.3            | +0.1            |
| 21                 | 53.3   | 59.1  | 59.1            | 55.9            | -0.3   | +0.1  | +0.4            | +0.1            | 21                 | 63.1   | 66.6  | 68.9            | 64.1            | +0.6   | -0.1  | -0.3            | +0.4            |
| 22                 | 59.6   | 63.8  | 65.1            | 61.8            | -0.2   | +0.1  | +0.2            | +0.4            | 22                 | 67.2   | 70.9  | 69.5            | 65.0            | +0.3   | 0.0   | -0.2            | +0.1            |
| 24                 | 62.1   | 62.3  | 66.0            | 55.2            | -0.6   | 0.0   | 0.0             | +0.2            | 23                 | 62.4   | 62.9  | 62.0            | 57.6            | +0.2   | +0.2  | +0.1            | +0.1            |
| 25                 | 54.5   | 56.4  | 58.2            | 56.0            | -0.1   | -0.4  | -0.1            | +0.3            | 24                 | 56.1   | 57.9  | 57.1            | 52.5            | +0.1   | -0.4  | -0.1            | +0.3            |
| 26                 | 62.0   | 64.1  | 64.6            | 58.2            | +0.2   | -1.1  | -0.4            | -0.2            | 26                 | 59.1   | 61.2  | 63.4            | 56.1            | +0.1   | -0.2  | -0.2            | -0.2            |
| 27                 | 57.8   | 57.3  | 61.7            | 56.5            | -0.1   | -0.2  | -0.7            | 0.0             | 27                 | 60.2   | 64.0  | 63.3            | 55.1            | +0.1   | -0.2  | -0.2            | +0.2            |
| 28                 | 59.1   | 59.6  | 59.3            | 57.1            | +0.2   | -0.2  | -0.6            | +0.2            | 28                 | 58.3   | 61.1  | 62.8            | 59.9            | +0.2   | 0.0   | +0.2            | +0.2            |
| 29                 | 59.8   | 60.5  | 60.3            | 57.1            | -0.3   | 0.0   | -0.2            | -0.3            | 29                 | 61.8   | 64.3  | 65.1            | 57.9            | +0.3   | -0.6  | +0.4            | 0.0             |
|                    |  |       |                 |                 |  |       |                 |                 | 30                 | 59.3   | 62.1  | 60.0            | 55.2            | -0.1   | -0.1  | -0.4            | +0.2            |
|                    |  |       |                 |                 |  |       |                 |                 | 31                 | 55.9   | 56.0  | 57.7            | 53.1            | 0.0  | -0.2  | -0.3            | 0.0             |
| Means              | 55.6   | 57.2  | 58.2            | 53.7            | -0.2   | -0.4  | -0.4            | +0.1            | Means              | 59.5   | 61.2  | 62.0            | 57.6            | +0.2   | -0.2  | -0.2            | +0.1            |





## EARTH TEMPERATURE,

(I.)—Reading of a Thermometer whose bulb is sunk to the depth of 25·6 feet (24 French feet) below the surface of the soil, at Noon on every Day of the Year.

| 1895.              |          |           |        |        |       |       |       |         |            |          |           |           |
|--------------------|----------|-----------|--------|--------|-------|-------|-------|---------|------------|----------|-----------|-----------|
| Days of the Month. | January. | February. | March. | April. | May.  | June. | July. | August. | September. | October. | November. | December. |
| d                  | o        | o         | o      | o      | o     | o     | o     | o       | o          | o        | o         | o         |
| 1                  | 52·27    | 51·54     | 50·65  | 49·43  | 48·53 | 48·25 | 48·67 | 49·62   | 50·78      | 51·79    | 52·56     | 52·76     |
| 2                  | 52·26    | 51·53     | 50·61  | 49·38  | 48·50 | 48·25 | 48·69 | 49·65   | 50·84      | 51·80    | 52·57     | 52·77     |
| 3                  | 52·24    | 51·50     | 50·56  | 49·30  | 48·48 | 48·25 | 48·72 | 49·68   | 50·86      | 51·82    | 52·59     | 52·78     |
| 4                  | 52·24    | 51·44     | 50·53  | 49·31  | 48·46 | 48·26 | 48·75 | 49·73   | 50·89      | 51·85    | 52·62     | 52·76     |
| 5                  | 52·20    | 51·40     | 50·48  | 49·28  | 48·45 | 48·26 | 48·79 | 49·76   | 50·93      | 51·88    | 52·67     | 52·78     |
| 6                  | 52·16    | 51·40     | 50·46  | 49·23  | 48·43 | 48·27 | 48·81 | 49·79   | 50·97      | 51·91    | 52·67     | 52·76     |
| 7                  | 52·16    | 51·32     | 50·42  | 49·20  | 48·42 | 48·28 | 48·83 | 49·81   | 51·00      | 51·93    | 52·68     | 52·72     |
| 8                  | 52·15    | 51·20     | 50·40  | 49·18  | 48·40 | 48·30 | 48·85 | 49·87   | 51·03      | 51·96    | 52·67     | 52·72     |
| 9                  | 52·10    | 51·24     | 50·36  | 49·13  | 48·37 | 48·31 | 48·88 | 49·94   | 51·07      | 52·00    | 52·71     | 52·74     |
| 10                 | 52·07    | 51·27     | 50·30  | 49·11  | 48·37 | 48·31 | 48·90 | 49·96   | 51·10      | 52·01    | 52·73     | 52·71     |
| 11                 | 52·05    | 51·25     | 50·28  | 49·06  | 48·35 | 48·32 | 48·94 | 50·00   | 51·12      | 52·05    | 52·73     | 52·68     |
| 12                 | 52·04    | 51·21     | 50·25  | 49·03  | 48·36 | 48·33 | 48·95 | 50·04   | 51·15      | 52·10    | 52·72     | 52·68     |
| 13                 | 52·03    | 51·17     | 50·21  | 49·00  | 48·33 | 48·33 | 48·98 | 50·05   | 51·18      | 52·12    | 52·75     | 52·67     |
| 14                 | 52·02    | 51·15     | 50·16  | 48·96  | 48·32 | 48·35 | 49·01 | 50·10   | 51·23      | 52·14    | 52·77     | 52·65     |
| 15                 | 52·00    | 51·11     | 50·12  | 48·92  | 48·31 | 48·37 | 49·04 | 50·15   | 51·25      | 52·19    | 52·77     | 52·67     |
| 16                 | 52·00    | 51·05     | 50·08  | 48·89  | 48·23 | 48·40 | 49·09 | 50·17   | 51·30      | 52·18    | 52·81     | 52·63     |
| 17                 | 51·96    | 51·05     | 50·05  | 48·85  | 48·24 | 48·40 | 49·11 | 50·23   | 51·32      | 52·22    | 52·78     | 52·63     |
| 18                 | 51·94    | 51·04     | 50·01  | 48·83  | 48·26 | 48·42 | 49·15 | 50·28   | 51·36      | 52·24    | 52·78     | 52·63     |
| 19                 | 51·92    | 50·98     | 49·97  | 48·81  | 48·25 | 48·43 | 49·18 | 50·30   | 51·38      | 52·26    | 52·79     | 52·60     |
| 20                 | 51·91    | 50·96     | 49·92  | 48·80  | 48·27 | 48·46 | 49·20 | 50·33   | 51·43      | 52·28    | 52·80     | 52·58     |
| 21                 | 51·86    | 50·94     | 49·88  | 48·78  | 48·26 | 48·46 | 49·25 | 50·38   | 51·46      | 52·31    | 52·80     | 52·56     |
| 22                 | 51·82    | 50·90     | 49·85  | 48·73  | 48·26 | 48·50 | 49·26 | 50·44   | 51·49      | 52·33    | 52·82     | 52·54     |
| 23                 | 51·80    | 50·86     | 49·80  | 48·72  | 48·25 | 48·50 | 49·31 | 50·45   | 51·54      | 52·35    | 52·77     | 52·53     |
| 24                 | 51·77    | 50·87     | 49·76  | 48·68  | 48·24 | 48·54 | 49·35 | 50·50   | 51·57      | 52·36    | 52·77     | 52·53     |
| 25                 | 51·76    | 50·79     | 49·72  | 48·66  | 48·25 | 48·55 | 49·39 | 50·52   | 51·66      | 52·39    | 52·79     | 52·50     |
| 26                 | 51·71    | 50·75     | 49·67  | 48·63  | 48·23 | 48·56 | 49·41 | 50·55   | 51·65      | 52·38    | 52·79     | 52·49     |
| 27                 | 51·69    | 50·72     | 49·64  | 48·61  | 48·25 | 48·60 | 49·45 | 50·59   | 51·68      | 52·41    | 52·79     | 52·48     |
| 28                 | 51·66    | 50·69     | 49·60  | 48·58  | 48·23 | 48·61 | 49·47 | 50·63   | 51·71      | 52·45    | 52·80     | 52·45     |
| 29                 | 51·65    | 50·65     | 49·55  | 48·56  | 48·25 | 48·63 | 49·52 | 50·68   | 51·75      | 52·46    | 52·81     | 52·47     |
| 30                 | 51·60    | 50·60     | 49·51  | 48·55  | 48·25 | 48·65 | 49·55 | 50·72   | 51·75      | 52·48    | 52·80     | 52·47     |
| 31                 | 51·59    | 50·59     | 49·48  | 48·55  | 48·25 | 48·65 | 49·59 | 50·75   | 51·75      | 52·53    | 52·80     | 52·45     |
| Means              | 51·96    | 51·12     | 50·07  | 48·94  | 48·32 | 48·41 | 49·10 | 50·18   | 51·28      | 52·17    | 52·74     | 52·63     |

The mean of the twelve monthly values is 50°·58.

(II.)—Reading of a Thermometer whose bulb is sunk to the depth of 12·8 feet (12 French feet) below the surface of the soil, at Noon on every Day of the Year.

| 1895.              |          |           |        |        |       |       |       |         |            |          |           |           |
|--------------------|----------|-----------|--------|--------|-------|-------|-------|---------|------------|----------|-----------|-----------|
| Days of the Month. | January. | February. | March. | April. | May.  | June. | July. | August. | September. | October. | November. | December. |
| d                  | o        | o         | o      | o      | o     | o     | o     | o       | o          | o        | o         | o         |
| 1                  | 50·80    | 48·11     | 45·42  | 44·36  | 45·60 | 48·37 | 51·61 | 54·50   | 55·98      | 57·01    | 56·00     | 53·33     |
| 2                  | 50·73    | 48·03     | 45·32  | 44·37  | 45·69 | 48·46 | 51·70 | 54·57   | 56·10      | 56·91    | 55·88     | 53·28     |
| 3                  | 50·69    | 47·92     | 45·21  | 44·42  | 45·78 | 48·52 | 51·80 | 54·62   | 56·11      | 56·90    | 55·80     | 53·22     |
| 4                  | 50·63    | 47·88     | 45·13  | 44·48  | 45·82 | 48·63 | 51·90 | 54·71   | 56·14      | 56·93    | 55·71     | 53·11     |
| 5                  | 50·59    | 47·80     | 45·07  | 44·51  | 45·90 | 48·73 | 52·00 | 54·79   | 56·21      | 56·93    | 55·60     | 53·09     |
| 6                  | 50·43    | 47·70     | 45·00  | 44·52  | 45·97 | 48·83 | 52·14 | 54·80   | 56·25      | 56·99    | 55·52     | 53·00     |
| 7                  | 50·41    | 47·58     | 44·90  | 44·56  | 46·06 | 49·00 | 52·27 | 54·84   | 56·31      | 56·95    | 55·40     | 52·88     |
| 8                  | 50·35    | 47·48     | 44·83  | 44·60  | 46·12 | 49·10 | 52·39 | 54·92   | 56·38      | 56·98    | 55·27     | 52·80     |
| 9                  | 50·28    | 47·42     | 44·76  | 44·60  | 46·20 | 49·22 | 52·47 | 55·01   | 56·41      | 56·95    | 55·15     | 52·79     |
| 10                 | 50·17    | 47·30     | 44·68  | 44·68  | 46·27 | 49·30 | 52·56 | 55·08   | 56·43      | 56·94    | 55·01     | 52·67     |

(II.)—Reading of a Thermometer whose bulb is sunk to the depth of 12·8 feet (12 French feet) below the surface of the soil, at Noon on every Day of the Year—concluded.

| 1895.              |          |           |        |        |       |       |       |         |            |          |           |           |
|--------------------|----------|-----------|--------|--------|-------|-------|-------|---------|------------|----------|-----------|-----------|
| Days of the Month. | January. | February. | March. | April. | May.  | June. | July. | August. | September. | October. | November. | December. |
| d                  | o        | o         | o      | o      | o     | o     | o     | o       | o          | o        | o         | o         |
| 11                 | 50·05    | 47·21     | 44·61  | 44·68  | 46·32 | 49·41 | 52·64 | 55·09   | 56·41      | 56·98    | 54·83     | 52·53     |
| 12                 | 50·00    | 47·11     | 44·56  | 44·70  | 46·46 | 49·51 | 52·70 | 55·14   | 56·48      | 57·00    | 54·77     | 52·51     |
| 13                 | 49·90    | 47·00     | 44·51  | 44·72  | 46·52 | 49·62 | 52·82 | 55·15   | 56·51      | 56·97    | 54·70     | 52·43     |
| 14                 | 49·82    | 46·93     | 44·44  | 44·76  | 46·60 | 49·75 | 52·93 | 55·22   | 56·56      | 56·98    | 54·62     | 52·34     |
| 15                 | 49·72    | 46·82     | 44·39  | 44·75  | 46·67 | 49·87 | 53·00 | 55·28   | 56·60      | 56·98    | 54·52     | 52·30     |
| 16                 | 49·67    | 46·74     | 44·32  | 44·80  | 46·74 | 50·06 | 53·11 | 55·33   | 56·68      | 56·89    | 54·50     | 52·20     |
| 17                 | 49·53    | 46·65     | 44·31  | 44·81  | 46·83 | 50·12 | 53·23 | 55·40   | 56·69      | 56·85    | 54·38     | 52·09     |
| 18                 | 49·44    | 46·58     | 44·27  | 44·85  | 46·91 | 50·28 | 53·32 | 55·42   | 56·78      | 56·81    | 54·25     | 52·01     |
| 19                 | 49·33    | 46·42     | 44·24  | 44·89  | 47·02 | 50·38 | 53·40 | 55·48   | 56·79      | 56·80    | 54·20     | 51·92     |
| 20                 | 49·28    | 46·34     | 44·22  | 44·92  | 47·18 | 50·52 | 53·46 | 55·48   | 56·82      | 56·71    | 54·13     | 51·84     |
| 21                 | 49·11    | 46·25     | 44·20  | 45·01  | 47·30 | 50·61 | 53·50 | 55·52   | 56·87      | 56·70    | 54·08     | 51·71     |
| 22                 | 49·00    | 46·16     | 44·17  | 45·05  | 47·40 | 50·76 | 53·69 | 55·59   | 56·89      | 56·60    | 54·01     | 51·66     |
| 23                 | 48·91    | 46·06     | 44·20  | 45·11  | 47·51 | 50·85 | 53·80 | 55·58   | 56·91      | 56·52    | 53·88     | 51·57     |
| 24                 | 48·81    | 45·90     | 44·17  | 45·13  | 47·61 | 50·93 | 53·91 | 55·60   | 57·00      | 56·49    | 53·81     | 51·50     |
| 25                 | 48·71    | 45·83     | 44·19  | 45·21  | 47·74 | 51·04 | 53·99 | 55·61   | 57·01      | 56·43    | 53·77     | 51·38     |
| 26                 | 48·60    | 45·72     | 44·20  | 45·24  | 47·83 | 51·15 | 54·08 | 55·67   | 57·01      | 56·32    | 53·70     | 51·33     |
| 27                 | 48·50    | 45·60     | 44·20  | 45·33  | 47·94 | 51·25 | 54·18 | 55·72   | 57·03      | 56·30    | 53·62     | 51·24     |
| 28                 | 48·44    | 45·51     | 44·23  | 45·38  | 48·01 | 51·33 | 54·20 | 55·80   | 57·02      | 56·23    | 53·59     | 51·13     |
| 29                 | 48·38    |           | 44·23  | 45·47  | 48·11 | 51·41 | 54·28 | 55·87   | 57·02      | 56·14    | 53·54     | 51·11     |
| 30                 | 48·29    |           | 44·28  | 45·53  | 48·22 | 51·50 | 54·34 | 55·92   | 57·00      | 56·10    | 53·47     | 51·00     |
| 31                 | 48·21    |           | 44·31  |        | 48·30 |       | 54·48 | 55·91   |            | 56·07    |           | 50·90     |
| Means              | 49·57    | 46·86     | 44·53  | 44·85  | 46·86 | 49·95 | 53·09 | 55·28   | 56·61      | 56·72    | 54·59     | 52·15     |

The mean of the twelve monthly values is 50°·92.

(III.)—Reading of a Thermometer whose bulb is sunk to the depth of 6·4 feet (6 French feet) below the surface of the soil, at Noon on every Day of the Year.

| 1895.              |          |           |        |        |       |       |       |         |            |          |           |           |
|--------------------|----------|-----------|--------|--------|-------|-------|-------|---------|------------|----------|-----------|-----------|
| Days of the Month. | January. | February. | March. | April. | May.  | June. | July. | August. | September. | October. | November. | December. |
| d                  | o        | o         | o      | o      | o     | o     | o     | o       | o          | o        | o         | o         |
| 1                  | 48·72    | 44·43     | ...    | 44·21  | 47·89 | 52·67 | 57·38 | 59·91   | 60·67      | 60·38    | 54·60     | 51·49     |
| 2                  | 48·60    | 44·27     | ...    | 44·22  | 47·91 | 53·02 | 57·57 | 59·88   | 60·80      | 60·28    | 54·27     | 51·40     |
| 3                  | 48·38    | 44·10     | ...    | 44·30  | 48·04 | 53·27 | 57·72 | 59·80   | 60·78      | 60·30    | 54·01     | 51·40     |
| 4                  | 48·12    | 43·97     | ...    | 44·30  | 48·17 | 53·50 | 57·85 | 59·82   | 60·77      | 60·37    | 53·82     | 51·30     |
| 5                  | 47·92    | 43·85     | ...    | 44·32  | 48·22 | 53·70 | 57·99 | 59·82   | 60·80      | 60·31    | 53·61     | 51·22     |
| 6                  | 47·76    | 43·70     | ...    | 44·35  | 48·37 | 53·87 | 58·09 | 59·76   | 60·87      | 60·30    | 53·50     | 51·11     |
| 7                  | 47·50    | ...       | ...    | 44·38  | 48·51 | 54·10 | 58·16 | 59·70   | 61·48      | 60·07    | 53·40     | 50·99     |
| 8                  | 47·30    | ...       | ...    | 44·42  | 48·67 | 54·24 | 58·20 | 59·76   | 61·10      | 59·91    | 53·27     | 50·92     |
| 9                  | 47·12    | ...       | ...    | 44·42  | 48·85 | 54·42 | 58·23 | 59·70   | 61·14      | 59·70    | 53·21     | 50·90     |
| 10                 | 46·90    | ...       | ...    | 44·50  | 49·05 | 54·54 | 58·28 | 59·70   | 61·17      | 59·50    | 53·22     | 50·72     |
| 11                 | 46·73    | ...       | ...    | 44·53  | 49·30 | 54·77 | 58·38 | 59·73   | 61·16      | 59·39    | 53·29     | 50·50     |
| 12                 | 46·59    | ...       | ...    | 44·70  | 49·57 | 55·00 | 58·45 | 59·71   | 61·21      | 59·21    | 53·23     | 50·37     |
| 13                 | 46·38    | ...       | ...    | 44·91  | 49·78 | 55·21 | 58·68 | 59·70   | 61·28      | 59·00    | 53·30     | 50·20     |
| 14                 | 46·20    | ...       | ...    | 45·03  | 50·01 | 55·41 | 58·81 | 59·80   | 61·28      | 58·80    | 53·30     | 50·01     |
| 15                 | 46·00    | ...       | ...    | 45·20  | 50·28 | 55·51 | 58·93 | 59·85   | 61·20      | 58·62    | 53·28     | 49·79     |

(III.)—Reading of a Thermometer whose bulb is sunk to the depth of 6·4 feet (6 French feet) below the surface of the soil, at Noon on every Day of the Year—concluded.

| 1895.              |          |           |        |        |       |       |       |         |            |          |           |           |
|--------------------|----------|-----------|--------|--------|-------|-------|-------|---------|------------|----------|-----------|-----------|
| Days of the Month. | January. | February. | March. | April. | May.  | June. | July. | August. | September. | October. | November. | December. |
| d                  | o        | o         | o      | o      | o     | o     | o     | o       | o          | o        | o         | o         |
| 16                 | 45·82    | ...       | ...    | 45·37  | 50·60 | 55·64 | 59·10 | 59·87   | 61·17      | 58·39    | 53·22     | 49·60     |
| 17                 | 45·70    | ...       | ...    | 45·47  | 50·83 | 55·68 | 59·22 | 59·86   | 61·01      | 58·22    | 53·09     | 49·25     |
| 18                 | 45·60    | ...       | ...    | 45·60  | 51·13 | 55·73 | 59·30 | 59·83   | 60·94      | 58·07    | 53·00     | 49·21     |
| 19                 | 45·52    | ...       | ...    | 45·71  | 51·30 | 55·78 | 59·30 | 59·90   | 60·72      | 57·97    | 53·00     | 49·17     |
| 20                 | 45·50    | ...       | ...    | 45·88  | 51·38 | 55·83 | 59·38 | 59·90   | 60·70      | 57·76    | 52·95     | 49·10     |
| 21                 | 45·41    | ...       | ...    | 46·09  | 51·43 | 55·92 | 59·91 | 59·98   | 60·62      | 57·58    | 52·85     | 48·99     |
| 22                 | 45·38    | ...       | ...    | 46·25  | 51·42 | 56·03 | 59·80 | 60·11   | 60·59      | 57·38    | 52·73     | 48·90     |
| 23                 | 45·42    | ...       | ...    | 46·50  | 51·41 | 56·08 | 59·72 | 60·19   | 60·49      | 57·12    | 52·57     | 48·78     |
| 24                 | 45·40    | ...       | ...    | 46·70  | 51·40 | 56·16 | 59·80 | 60·31   | 60·42      | 56·92    | 52·50     | 48·63     |
| 25                 | 45·38    | ...       | ...    | 46·96  | 51·48 | 56·30 | 59·72 | 60·40   | 60·32      | 56·71    | 52·41     | 48·45     |
| 26                 | 45·20    | ...       | ...    | 47·13  | 51·51 | 56·49 | 59·80 | 60·53   | 60·28      | 56·40    | 52·30     | 48·30     |
| 27                 | 45·13    | ...       | 43·60  | 47·34  | 51·65 | 56·68 | 59·76 | 60·62   | 60·20      | 56·14    | 52·17     | 48·10     |
| 28                 | 45·07    | ...       | 43·72  | 47·56  | 51·78 | 56·84 | 59·70 | 60·68   | 60·22      | 55·86    | 52·02     | 47·90     |
| 29                 | 44·93    | ...       | 43·90  | 47·67  | 52·01 | 57·01 | 59·88 | 60·70   | 60·29      | 55·51    | 51·89     | 47·73     |
| 30                 | 44·80    | ...       | 44·02  | 47·77  | 52·23 | 57·20 | 59·89 | 60·70   | 60·31      | 55·18    | 51·66     | 47·50     |
| 31                 | 44·62    | ...       | 44·16  |        | 52·42 |       | 59·97 | 60·65   |            | 54·90    |           | 47·33     |
| Means              | 46·29    | ...       | ...    | 45·53  | 50·21 | 55·22 | 58·93 | 60·03   | 60·80      | 58·27    | 53·06     | 49·65     |

At temperatures below 43°·60 the spirit of this thermometer passes beyond the range of the scale, and descends into the capillary tube. The readings were out of range from February 7 to March 26 inclusive.

(IV.)—Reading of a Thermometer whose bulb is sunk to the depth of 3·2 feet (3 French feet) below the surface of the soil, at Noon on every Day of the Year.

| 1895.              |          |           |        |        |       |       |       |         |            |          |           |           |
|--------------------|----------|-----------|--------|--------|-------|-------|-------|---------|------------|----------|-----------|-----------|
| Days of the Month. | January. | February. | March. | April. | May.  | June. | July. | August. | September. | October. | November. | December. |
| d                  | o        | o         | o      | o      | o     | o     | o     | o       | o          | o        | o         | o         |
| 1                  | 44·00    | 38·55     | ...    | 42·81  | 48·60 | 57·20 | 61·74 | 61·95   | 62·94      | 62·09    | 49·19     | 48·30     |
| 2                  | 43·41    | 38·35     | ...    | 42·76  | 48·87 | 57·32 | 61·77 | 61·89   | 62·94      | 61·88    | 49·23     | 48·25     |
| 3                  | 42·91    | 38·22     | ...    | 42·79  | 48·91 | 57·50 | 61·70 | 61·90   | 62·97      | 61·71    | 49·30     | 47·91     |
| 4                  | 42·59    | 38·01     | ...    | 42·81  | 49·10 | 57·30 | 61·59 | 61·90   | 63·09      | 61·02    | 49·22     | 47·80     |
| 5                  | 42·39    | 37·86     | ...    | 42·72  | 49·40 | 57·43 | 61·46 | 61·60   | 63·40      | 60·33    | 49·38     | 47·69     |
| 6                  | 42·28    | 37·74     | ...    | 42·70  | 49·76 | 57·50 | 61·30 | 61·25   | 63·44      | 59·33    | 49·60     | 47·79     |
| 7                  | 42·00    | 37·50     | ...    | 42·75  | 50·06 | 57·81 | 61·18 | 61·08   | 63·83      | 59·21    | 50·02     | 47·82     |
| 8                  | 41·62    | 37·30     | ...    | 42·90  | 50·50 | 58·07 | 61·21 | 61·00   | 63·72      | 58·90    | 50·40     | 47·35     |
| 9                  | 41·40    | 37·10     | ...    | 43·01  | 51·20 | 58·57 | 61·61 | 61·00   | 63·98      | 58·50    | 50·91     | 46·77     |
| 10                 | 41·20    | 37·00     | 37·40  | 43·62  | 51·70 | 59·10 | 62·00 | 61·30   | 63·99      | 58·18    | 51·30     | 46·27     |
| 11                 | 40·90    | 36·90     | 37·90  | 44·27  | 52·11 | 59·60 | 62·40 | 61·76   | 64·02      | 57·80    | 51·30     | 46·20     |
| 12                 | 40·61    | 36·90     | 38·36  | 44·68  | 52·50 | 59·60 | 62·71 | 61·98   | 63·71      | 57·21    | 51·35     | 45·81     |
| 13                 | 40·30    | ...       | 38·82  | 44·90  | 53·10 | 59·40 | 62·98 | 61·82   | 63·30      | 56·87    | 51·10     | 45·60     |
| 14                 | 40·10    | ...       | 39·20  | 45·03  | 53·83 | 59·00 | 62·73 | 61·76   | 62·74      | 56·69    | 50·80     | 45·38     |
| 15                 | 40·12    | ...       | 39·37  | 45·12  | 54·43 | 58·72 | 62·80 | 61·50   | 62·31      | 56·62    | 50·50     | 45·00     |
| 16                 | 40·30    | ...       | 39·80  | 45·20  | 54·70 | 58·50 | 62·76 | 61·56   | 61·89      | 56·51    | 50·40     | 45·21     |
| 17                 | 40·50    | ...       | 40·20  | 45·30  | 54·41 | 58·37 | 62·72 | 61·62   | 61·50      | 56·32    | 50·70     | 44·91     |
| 18                 | 40·82    | ...       | 40·59  | 45·73  | 53·83 | 58·40 | 62·80 | 61·94   | 61·50      | 56·00    | 50·75     | 44·96     |
| 19                 | 40·91    | ...       | 40·95  | 46·23  | 53·16 | 58·34 | 63·06 | 62·30   | 61·40      | 55·50    | 50·36     | 44·92     |
| 20                 | 41·04    | ...       | 41·25  | 46·71  | 52·69 | 58·52 | 63·20 | 62·50   | 61·40      | 55·16    | 49·80     | 44·80     |

(IV.)—Reading of a Thermometer whose bulb is sunk to the depth of 3·2 feet (3 French feet) below the surface of the soil, at Noon on every Day of the Year—concluded.

| 1895.              |          |           |        |        |       |       |       |         |            |          |           |           |
|--------------------|----------|-----------|--------|--------|-------|-------|-------|---------|------------|----------|-----------|-----------|
| Days of the Month. | January. | February. | March. | April. | May.  | June. | July. | August. | September. | October. | November. | December. |
| d                  | °        | °         | °      | °      | °     | °     | °     | °       | °          | °        | °         | °         |
| 21                 | 41·43    | ...       | 41·55  | 47·20  | 52·31 | 58·67 | 63·11 | 62·90   | 61·00      | 54·91    | 49·59     | 44·55     |
| 22                 | 41·62    | ...       | 42·00  | 47·70  | 52·12 | 58·81 | 62·71 | 63·30   | 60·60      | 54·52    | 49·60     | 44·20     |
| 23                 | 41·48    | ...       | 42·48  | 48·01  | 52·37 | 59·28 | 62·30 | 63·62   | 60·37      | 54·10    | 49·61     | 43·75     |
| 24                 | 41·00    | ...       | 42·63  | 48·31  | 52·62 | 59·68 | 62·32 | 63·81   | 60·42      | 53·59    | 49·42     | 43·40     |
| 25                 | 40·69    | ...       | 43·09  | 48·59  | 53·01 | 60·21 | 62·34 | 63·70   | 60·70      | 52·90    | 49·00     | 43·13     |
| 26                 | 40·20    | ...       | 43·23  | 48·71  | 53·60 | 60·50 | 62·59 | 63·30   | 61·09      | 52·15    | 48·68     | 43·00     |
| 27                 | 40·12    | ...       | 43·21  | 48·78  | 54·20 | 60·83 | 62·74 | 63·05   | 61·47      | 51·41    | 48·31     | 42·70     |
| 28                 | 39·80    | ...       | 43·24  | 48·62  | 54·55 | 61·32 | 63·00 | 62·87   | 61·80      | 50·80    | 47·94     | 42·54     |
| 29                 | 39·42    | ...       | 43·30  | 48·54  | 55·11 | 61·55 | 62·88 | 62·80   | 61·90      | 50·17    | 47·80     | 42·50     |
| 30                 | 39·11    | ...       | 43·16  | 48·47  | 55·80 | 61·71 | 62·39 | 62·90   | 62·00      | 49·70    | 48·00     | 42·72     |
| 31                 | 38·81    | ...       | 42·90  | ...    | 56·44 | ...   | 62·13 | 62·94   | ...        | 49·32    | ...       | 43·49     |
| Means              | 41·07    | ...       | ...    | 45·50  | 52·42 | 58·96 | 62·33 | 62·22   | 62·31      | 56·11    | 49·79     | 45·31     |

At temperatures below 36°·90 the spirit of this thermometer passes beyond range of the scale, and descends into the capillary tube. The readings were out of range from February 13 to March 9 inclusive.

(V.)—Reading of a Thermometer whose bulb is sunk to the depth of 1 inch below the surface of the soil, at Noon on every Day of the Year.

| 1895.              |          |           |        |        |      |       |       |         |            |          |           |           |
|--------------------|----------|-----------|--------|--------|------|-------|-------|---------|------------|----------|-----------|-----------|
| Days of the Month. | January. | February. | March. | April. | May. | June. | July. | August. | September. | October. | November. | December. |
| d                  | °        | °         | °      | °      | °    | °     | °     | °       | °          | °        | °         | °         |
| 1                  | 34·9     | 32·0      | 35·0   | 41·1   | 52·9 | 63·1  | 62·1  | 61·0    | 61·1       | 64·8     | 45·3      | 44·0      |
| 2                  | 35·2     | 33·0      | 33·2   | 43·0   | 49·0 | 59·8  | 63·0  | 62·3    | 65·0       | 59·0     | 45·0      | 42·0      |
| 3                  | 35·8     | 31·2      | 32·7   | 42·0   | 50·3 | 60·0  | 62·7  | 61·3    | 63·9       | 55·0     | 44·9      | 46·6      |
| 4                  | 36·1     | 33·0      | 33·0   | 42·0   | 52·0 | 61·0  | 63·1  | 60·7    | 65·0       | 55·9     | 47·6      | 44·1      |
| 5                  | 37·9     | 30·2      | 34·0   | 42·0   | 51·0 | 60·0  | 61·8  | 59·8    | 64·0       | 54·2     | 48·3      | 48·1      |
| 6                  | 35·8     | 29·0      | 35·7   | 43·3   | 53·2 | 60·0  | 62·1  | 60·0    | 66·0       | 56·3     | 51·2      | 46·9      |
| 7                  | 35·0     | 27·8      | 36·8   | 43·0   | 55·0 | 62·3  | 63·0  | 59·2    | 65·3       | 53·9     | 50·1      | 41·1      |
| 8                  | 36·0     | 26·9      | 37·0   | 43·9   | 55·3 | 64·0  | 65·0  | 60·2    | 64·8       | 54·9     | 52·0      | 39·0      |
| 9                  | 36·2     | 25·2      | 39·1   | 48·0   | 56·1 | 65·0  | 67·0  | 63·0    | 65·0       | 53·7     | 52·0      | 41·9      |
| 10                 | 33·3     | 27·0      | 40·0   | 49·4   | 55·9 | 65·0  | 66·0  | 64·7    | 66·1       | 52·0     | 51·0      | 43·7      |
| 11                 | 32·4     | 29·0      | 39·4   | 47·2   | 56·7 | 62·9  | 66·1  | 62·7    | 62·2       | 50·9     | 51·2      | 37·2      |
| 12                 | 33·1     | 26·2      | 40·1   | 46·1   | 60·0 | 59·8  | 63·6  | 61·7    | 60·2       | 53·1     | 47·8      | 41·7      |
| 13                 | 35·0     | 27·2      | 40·0   | 45·0   | 62·1 | 57·7  | 62·8  | 61·0    | 59·2       | 53·0     | 47·9      | 40·3      |
| 14                 | 36·0     | 27·2      | 39·1   | 45·2   | 61·9 | 58·1  | 64·2  | 61·0    | 58·0       | 54·0     | 48·2      | 40·0      |
| 15                 | 37·2     | 29·2      | 43·0   | 44·7   | 60·0 | 57·1  | 63·0  | 61·0    | 58·9       | 54·3     | 47·2      | 45·1      |
| 16                 | 38·3     | 31·0      | 43·0   | 45·0   | 54·2 | 58·1  | 64·0  | 63·7    | 59·1       | 54·0     | 54·0      | 42·0      |
| 17                 | 39·1     | 27·8      | 43·8   | 48·2   | 50·4 | 59·0  | 66·0  | 64·0    | 59·0       | 50·0     | 49·9      | 42·5      |
| 18                 | 37·8     | 30·8      | 46·9   | 48·5   | 51·1 | 59·6  | 67·4  | 64·0    | 60·2       | 48·2     | 45·1      | 41·6      |
| 19                 | 39·0     | 32·2      | 46·5   | 49·0   | 51·2 | 60·0  | 65·2  | 64·3    | 60·0       | 51·0     | 44·6      | 40·3      |
| 20                 | 42·3     | 32·8      | 46·5   | 52·5   | 50·0 | 59·8  | 63·0  | 66·0    | 57·1       | 50·9     | 47·5      | 39·9      |
| 21                 | 40·3     | 33·0      | 46·9   | 52·8   | 52·2 | 61·6  | 60·6  | 66·0    | 56·9       | 49·0     | 47·4      | 38·0      |
| 22                 | 36·2     | 33·3      | 45·0   | 52·2   | 53·3 | 64·4  | 61·0  | 68·2    | 57·2       | 48·1     | 49·0      | 35·0      |
| 23                 | 35·4     | 33·0      | 45·8   | 52·8   | 56·2 | 65·1  | 61·6  | 67·0    | 58·2       | 46·3     | 44·0      | 37·0      |
| 24                 | 37·2     | 33·3      | 47·0   | 52·2   | 55·0 | 66·2  | 64·0  | 64·2    | 64·0       | 42·0     | 42·7      | 38·8      |
| 25                 | 36·0     | 33·0      | 45·2   | 51·3   | 56·0 | 62·4  | 65·1  | 61·0    | 64·2       | 43·2     | 44·1      | 37·1      |

(V.)—Reading of a Thermometer whose bulb is sunk to the depth of 1 inch below the surface of the soil, at Noon on every Day of the Year—concluded.

| 1895.              |          |           |        |        |      |       |       |         |            |          |           |           |
|--------------------|----------|-----------|--------|--------|------|-------|-------|---------|------------|----------|-----------|-----------|
| Days of the Month. | January. | February. | March. | April. | May. | June. | July. | August. | September. | October. | November. | December. |
| d                  | °        | °         | °      | °      | °    | °     | °     | °       | °          | °        | °         | °         |
| 26                 | 33·3     | 31·0      | 44·8   | 50·8   | 58·0 | 66·8  | 66·0  | 62·8    | 64·3       | 41·0     | 42·8      | 37·0      |
| 27                 | 33·0     | 32·0      | 44·0   | 49·2   | 58·4 | 67·1  | 66·0  | 63·1    | 64·5       | 41·2     | 43·0      | 38·0      |
| 28                 | 32·9     | 33·0      | 44·8   | 49·4   | 57·9 | 66·4  | 62·0  | 62·3    | 63·0       | 40·9     | 44·0      | 37·0      |
| 29                 | 31·0     |           | 42·2   | 48·9   | 59·2 | 66·9  | 61·2  | 64·1    | 64·2       | 40·7     | 47·4      | 42·3      |
| 30                 | 32·0     |           | 41·8   | 51·1   | 64·0 | 65·0  | 60·9  | 65·0    | 63·2       | 40·1     | 49·0      | 44·9      |
| 31                 | 31·4     |           | 42·0   |        | 64·9 |       | 61·9  | 62·0    |            | 45·0     |           | 47·0      |
| Means              | 35·6     | 30·4      | 41·1   | 47·3   | 55·6 | 62·1  | 63·6  | 62·8    | 62·0       | 50·2     | 47·5      | 41·3      |

The mean of the twelve monthly values is 49°·96.

(VI.)—Reading of a Thermometer within the case covering the deep-sunk Thermometers, whose bulb is placed on a level with their scales, at Noon on every Day of the Year.

| 1895.              |          |           |        |        |      |       |       |         |            |          |           |           |
|--------------------|----------|-----------|--------|--------|------|-------|-------|---------|------------|----------|-----------|-----------|
| Days of the Month. | January. | February. | March. | April. | May. | June. | July. | August. | September. | October. | November. | December. |
| d                  | °        | °         | °      | °      | °    | °     | °     | °       | °          | °        | °         | °         |
| 1                  | 31·6     | 28·9      | 41·8   | 46·8   | 61·2 | 66·8  | 66·0  | 65·2    | 68·1       | 72·2     | 50·3      | 41·0      |
| 2                  | 36·9     | 34·0      | 37·0   | 45·0   | 54·9 | 63·0  | 65·0  | 64·0    | 77·0       | 56·2     | 46·0      | 42·8      |
| 3                  | 33·8     | 31·2      | 31·6   | 41·8   | 59·2 | 70·1  | 65·1  | 61·2    | 73·1       | 58·0     | 48·0      | 49·0      |
| 4                  | 35·3     | 33·5      | 34·8   | 43·8   | 59·0 | 62·7  | 64·6  | 64·1    | 69·4       | 56·2     | 51·0      | 46·0      |
| 5                  | 37·1     | 29·0      | 37·9   | 45·2   | 55·0 | 61·0  | 64·8  | 64·5    | 70·6       | 57·2     | 51·3      | 54·0      |
| 6                  | 31·0     | 22·6      | 40·3   | 47·5   | 64·9 | 61·3  | 69·7  | 59·9    | 71·9       | 56·3     | 57·0      | 44·8      |
| 7                  | 31·7     | 24·0      | 39·2   | 45·2   | 63·8 | 73·1  | 73·0  | 60·1    | 74·0       | 54·0     | 57·6      | 38·9      |
| 8                  | 34·0     | 26·0      | 43·8   | 51·7   | 63·7 | 74·0  | 76·8  | 66·2    | 70·6       | 55·3     | 52·5      | 36·2      |
| 9                  | 33·3     | 18·6      | 43·6   | 56·1   | 58·2 | 74·8  | 77·0  | 68·1    | 74·0       | 50·9     | 51·2      | 46·4      |
| 10                 | 28·2     | 27·2      | 47·0   | 57·8   | 63·2 | 66·1  | 72·8  | 70·0    | 71·7       | 49·0     | 54·7      | 42·8      |
| 11                 | 28·6     | 31·3      | 50·3   | 54·3   | 67·6 | 67·1  | 71·2  | 64·2    | 64·0       | 52·3     | 53·2      | 32·3      |
| 12                 | 30·3     | 27·3      | 36·9   | 52·0   | 74·8 | 60·5  | 63·2  | 65·9    | 59·8       | 56·7     | 46·0      | 41·3      |
| 13                 | 40·0     | 24·8      | 43·8   | 53·0   | 73·2 | 59·8  | 69·0  | 60·0    | 60·5       | 53·9     | 51·3      | 40·3      |
| 14                 | 39·9     | 25·8      | 47·8   | 50·8   | 69·0 | 62·2  | 66·8  | 66·0    | 61·7       | 56·6     | 54·0      | 39·0      |
| 15                 | 38·6     | 28·5      | 49·5   | 48·5   | 61·0 | 60·0  | 65·2  | 65·7    | 63·4       | 60·2     | 51·3      | 47·0      |
| 16                 | 42·6     | 33·0      | 47·8   | 45·9   | 53·0 | 65·0  | 70·0  | 70·2    | 66·2       | 51·4     | 61·7      | 42·0      |
| 17                 | 41·7     | 28·7      | 52·8   | 56·2   | 46·0 | 65·0  | 74·8  | 71·3    | 60·2       | 51·2     | 52·4      | 42·5      |
| 18                 | 43·0     | 34·4      | 52·9   | 57·0   | 51·2 | 68·3  | 73·6  | 72·8    | 66·7       | 48·0     | 45·8      | 40·7      |
| 19                 | 43·0     | 35·9      | 47·5   | 57·3   | 48·8 | 62·2  | 68·2  | 74·5    | 58·8       | 51·3     | 45·9      | 37·3      |
| 20                 | 49·3     | 36·5      | 51·0   | 63·5   | 48·4 | 65·8  | 64·0  | 72·2    | 61·1       | 49·0     | 50·0      | 37·9      |
| 21                 | 38·7     | 38·0      | 51·9   | 56·8   | 58·8 | 72·2  | 58·8  | 74·0    | 62·2       | 50·0     | 48·0      | 36·5      |
| 22                 | 32·0     | 39·0      | 54·4   | 57·5   | 60·4 | 73·0  | 65·8  | 75·9    | 65·2       | 44·6     | 51·1      | 31·9      |
| 23                 | 34·4     | 36·8      | 52·2   | 55·6   | 65·2 | 73·2  | 67·2  | 73·0    | 65·2       | 43·0     | 39·7      | 35·0      |
| 24                 | 40·0     | 40·7      | 53·3   | 60·9   | 61·0 | 70·0  | 70·1  | 66·6    | 74·2       | 41·0     | 39·2      | 37·7      |
| 25                 | 36·8     | 34·6      | 51·2   | 54·9   | 61·0 | 69·7  | 68·8  | 63·5    | 76·4       | 43·5     | 42·4      | 33·5      |
| 26                 | 32·0     | 36·8      | 48·0   | 50·1   | 65·0 | 77·3  | 72·2  | 64·9    | 74·5       | 36·0     | 38·9      | 34·0      |
| 27                 | 38·3     | 38·0      | 48·0   | 48·8   | 67·7 | 73·8  | 69·8  | 68·2    | 73·8       | 39·3     | 43·3      | 35·5      |
| 28                 | 27·3     | 38·2      | 46·2   | 50·6   | 62·0 | 75·2  | 60·0  | 68·0    | 73·9       | 41·8     | 43·9      | 35·1      |
| 29                 | 28·0     |           | 43·0   | 54·7   | 68·0 | 71·9  | 62·2  | 72·1    | 73·0       | 37·3     | 50·4      | 47·3      |
| 30                 | 27·2     |           | 44·0   | 60·3   | 80·5 | 68·9  | 60·0  | 71·1    | 69·2       | 39·0     | 50·3      | 53·2      |
| 31                 | 32·4     |           | 43·2   |        | 71·0 |       | 64·9  | 65·2    |            | 49·9     |           | 49·2      |
| Means              | 35·4     | 31·6      | 45·6   | 52·3   | 61·8 | 67·8  | 67·8  | 67·4    | 68·3       | 50·4     | 49·3      | 41·0      |

The mean of the twelve monthly values is 53°·22.





ABSTRACT of the CHANGES of the DIRECTION of the WIND—continued.

Table with columns for Greenwich Civil Time, Change of Direction, Amount of Motion, and sub-columns for From/To directions and Direct/Retrograde amounts. It is organized into three main sections: April, April-cont., and May-cont., each with a grid of dates and wind direction changes.





ABSTRACT of the CHANGES of the DIRECTION of the WIND—continued.

| Greenwich Civil Time. |         | Change of Direction. |        | Amount of Motion. |             | Greenwich Civil Time. |         | Change of Direction. |        | Amount of Motion. |             | Greenwich Civil Time. |         | Change of Direction. |        | Amount of Motion. |             |
|-----------------------|---------|----------------------|--------|-------------------|-------------|-----------------------|---------|----------------------|--------|-------------------|-------------|-----------------------|---------|----------------------|--------|-------------------|-------------|
| From                  | To      | From                 | To     | Direct.           | Retrograde. | From                  | To      | From                 | To     | Direct.           | Retrograde. | From                  | To      | From                 | To     | Direct.           | Retrograde. |
| July—cont.            |         |                      |        |                   |             | August.               |         |                      |        |                   |             | Aug.—cont.            |         |                      |        |                   |             |
| d                     | h       | d                    | h      |                   |             | d                     | h       | d                    | h      |                   |             | d                     | h       | d                    | h      |                   |             |
| 12. 6                 | 12. 9   | W.S.W.               | N.W.   | 67½               |             | 1. 6                  | 1. 7½   | N.N.E.               | N.E.   | 22½               |             | 25. 9½                | 25. 11½ | N.W.                 | W.S.W. |                   | 67½         |
| 12. 22                | 13. 1   | N.W.                 | W.     |                   | 45          | 1. 9½                 | 1. 10   | N.E.                 | E.S.E. | 67½               |             | 25. 17                | 25. 19  | W.S.W.               | S.S.W. |                   | 45          |
| 13. 12                | 13. 13  | W.                   | W.S.W. |                   | 22½         | 1. 17                 | 1. 18   | E.S.E.               | S.S.E. | 45                |             | 26. 9                 | 26. 12  | S.S.W.               | S.W.   | 22½               |             |
| 13. 18½               | 13. 19½ | W.S.W.               | S.W.   |                   | 22½         | 1. 21½                | 1. 22   | S.S.E.               | S.S.W. | 45                |             | 27. 15                | 27. 16½ | S.W.                 | W.S.W. | 22½               |             |
| 13. 22                | 13. 23  | S.W.                 | W.S.W. | 22½               |             | 2. 0¼                 | 2. 0½   | S.S.W.               | S.     |                   | 22½         | 27. 21                | 27. 22  | W.S.W.               | S.W.   |                   | 22½         |
| 14. 4                 | 14. 6   | W.S.W.               | W.N.W. | 45                |             | 2. 14                 | 2. 16   | S.                   | S.W.   | 45                |             | 30. 6¼                | 30. 7½  | S.W.                 | W.S.W. | 22½               |             |
| 14. 12                | 14. 12½ | W.N.W.               | W.     |                   | 22½         | 3. 0                  | 3. 0½   | S.W.                 | S.S.W. |                   | 22½         | 30. 14                | 30. 15  | W.S.W.               | W.     | 22½               |             |
| 14. 15                | 14. 16  | W.                   | W.N.W. | 22½               |             | 3. 19                 | 3. 20¼  | S.S.W.               | S.     |                   | 22½         | 30. 17½               | 30. 18¾ | W.                   | W.S.W. |                   | 22½         |
| 14. 18                | 14. 19  | W.N.W.               | W.     |                   | 22½         | 4. 0                  | 4. 2    | S.                   | W.S.W. | 67½               |             | 31. 10                | 31. 10¼ | W.S.W.               | W.     | 22½               |             |
| 15. 22                | 16. 3   | W.                   | S.S.W. |                   | 67½         | 4. 11                 | 4. 12   | W.S.W.               | S.W.   | 22½               |             | 31. 18½               | 31. 20  | W.                   | S.W.   |                   | 45          |
| 16. 8                 | 16. 10  | S.S.W.               | S.W.   | 22½               |             | 4. 18                 | 4. 18½  | S.W.                 | W.S.W. | 22½               |             | Sums 1890 1327½       |         |                      |        |                   |             |
| 16. 18                | 16. 20  | S.W.                 | S.S.W. | 22½               |             | 5. 1                  | 5. 4    | W.S.W.               | S.W.   | 22½               |             |                       |         |                      |        |                   |             |
| 16. 23                | 17. 0   | S.S.W.               | S.     | 22½               |             | 5. 14                 | 5. 17   | S.W.                 | S.     | 45                |             |                       |         |                      |        |                   |             |
| 17. 10                | 17. 12  | S.                   | S.S.E. |                   | 22½         | 5. 18                 | 5. 19   | S.                   | S.S.W. | 22½               |             |                       |         |                      |        |                   |             |
| 17. 18                | 17. 22  | S.S.E.               | S.W.   | 67½               |             | 6. 2                  | 6. 6    | S.S.W.               | W.S.W. | 45                |             |                       |         |                      |        |                   |             |
| 18. 2                 | 18. 3½  | S.W.                 | S.S.W. |                   | 22½         | 6. 15                 | 6. 16½  | W.S.W.               | S.W.   | 22½               |             |                       |         |                      |        |                   |             |
| 18. 16                | 18. 16½ | S.S.W.               | S.     |                   | 22½         | 8. 15                 | 8. 16   | S.W.                 | S.S.W. | 22½               |             |                       |         |                      |        |                   |             |
| 18. 19                | 18. 22  | S.                   | E.     |                   | 90          | 8. 21¼                | 8. 22¼  | S.S.W.               | E.S.E. | 90                |             |                       |         |                      |        |                   |             |
| 19. 0                 | 19. 1   | E.                   | S.S.E. | 67½               |             | 9. 0                  | 9. 5    | E.S.E.               | S.W.   | 112½              |             |                       |         |                      |        |                   |             |
| 19. 2½                | 19. 5   | S.S.E.               | S.W.   | 67½               |             | 9. 19¼                | 9. 20¼  | S.W.                 | S.S.W. | 22½               |             |                       |         |                      |        |                   |             |
| 19. 17½               | 19. 20  | S.W.                 | S.S.W. |                   | 22½         | 10. 11                | 10. 11½ | S.S.W.               | S.     | 22½               |             |                       |         |                      |        |                   |             |
| 20. 1                 | 20. 3   | S.S.W.               | S.S.E. | 45                |             | 10. 15¾               | 10. 18  | S.                   | S.E.   | 45                |             |                       |         |                      |        |                   |             |
| 20. 8                 | 20. 11  | S.S.E.               | S.S.W. | 45                |             | 10. 21¼               | 11. 1   | S.E.                 | S.S.W. | 67½               |             |                       |         |                      |        |                   |             |
| 20. 15                | 20. 16½ | S.S.W.               | W.S.W. | 45                |             | 12. 9½                | 12. 11½ | S.S.W.               | S.     | 22½               |             |                       |         |                      |        |                   |             |
| 20. 18                | 20. 20½ | W.S.W.               | S.S.W. | 45                |             | 13. 2                 | 13. 8   | S.                   | E.S.E. | 67½               |             |                       |         |                      |        |                   |             |
| 21. 1                 | 21. 3   | S.S.W.               | S.     | 22½               |             | 13. 13½               | 13. 14¾ | E.S.E.               | W.     | 157½              |             |                       |         |                      |        |                   |             |
| 21. 7                 | 21. 8   | S.                   | S.S.E. |                   | 22½         | 13. 17                | 14. 0   | W.                   | S.S.W. | 67½               |             |                       |         |                      |        |                   |             |
| 21. 10                | 21. 10½ | S.S.E.               | S.W.   | 67½               |             | 14. 6                 | 14. 10½ | S.S.W.               | W.S.W. | 45                |             |                       |         |                      |        |                   |             |
| 22. 3                 | 22. 5   | S.W.                 | W.S.W. | 22½               |             | 14. 19½               | 14. 20  | W.S.W.               | W.     | 22½               |             |                       |         |                      |        |                   |             |
| 22. 12½               | 22. 13  | W.S.W.               | W.N.W. | 45                |             | 14. 23½               | 15. 0¼  | W.                   | W.S.W. | 22½               |             |                       |         |                      |        |                   |             |
| 22. 18                | 22. 18½ | W.N.W.               | W.S.W. | 45                |             | 15. 4                 | 15. 5   | W.S.W.               | S.W.   | 22½               |             |                       |         |                      |        |                   |             |
| 22. 23                | 23. 1   | W.S.W.               | S.W.   |                   | 22½         | 15. 10                | 15. 10¼ | S.W.                 | N.W.   | 90                |             |                       |         |                      |        |                   |             |
| 23. 6                 | 23. 8   | S.W.                 | W.S.W. | 22½               |             | 15. 13                | 15. 16  | N.W.                 | N.N.W. | 22½               |             |                       |         |                      |        |                   |             |
| 23. 17                | 23. 20  | W.S.W.               | S.S.W. | 45                |             | 15. 20                | 15. 20¾ | N.N.W.               | S.     | 202½              |             |                       |         |                      |        |                   |             |
| 23. 23                | 24. 1   | S.S.W.               | S.E.   | 67½               |             | 16. 0                 | 16. 1   | S.                   | W.S.W. | 67½               |             |                       |         |                      |        |                   |             |
| 24. 2½                | 24. 3   | S.E.                 | S.S.E. | 22½               |             | 16. 4¼                | 16. 5   | W.S.W.               | S.E.   | 112½              |             |                       |         |                      |        |                   |             |
| 24. 4½                | 24. 8   | S.S.E.               | S.W.   | 67½               |             | 16. 7                 | 16. 8   | S.E.                 | S.     | 45                |             |                       |         |                      |        |                   |             |
| 25. 11                | 25. 12  | S.W.                 | S.S.W. |                   | 22½         | 16. 13                | 16. 13½ | S.                   | S.E.   | 45                |             |                       |         |                      |        |                   |             |
| 25. 18                | 25. 19  | S.S.W.               | S.W.   | 22½               |             | 17. 7½                | 17. 7¾  | S.E.                 | N.E.   | 90                |             |                       |         |                      |        |                   |             |
| 25. 23                | 26. 0   | S.W.                 | S.S.W. | 22½               |             | 17. 9                 | 17. 9¼  | N.E.                 | S.E.   | 90                |             |                       |         |                      |        |                   |             |
| 26. 2                 | 26. 3   | S.S.W.               | S.W.   | 22½               |             | 17. 17¾               | 17. 18  | S.E.                 | E.S.E. | 22½               |             |                       |         |                      |        |                   |             |
| 26. 4½                | 26. 5½  | S.W.                 | S.E.   |                   | 90          | 18. 9                 | 18. 10  | E.S.E.               | S.E.   | 22½               |             |                       |         |                      |        |                   |             |
| 26. 13                | 26. 17  | S.E.                 | S.S.W. | 67½               |             | 19. 5¾                | 19. 7½  | S.E.                 | S.S.W. | 67½               |             |                       |         |                      |        |                   |             |
| 27. 14                | 27. 15  | S.S.W.               | S.W.   | 22½               |             | 20. 2                 | 20. 3   | S.S.W.               | S.W.   | 22½               |             |                       |         |                      |        |                   |             |
| 27. 19                | 27. 20  | S.W.                 | S.S.W. |                   | 22½         | 20. 7                 | 20. 12  | S.W.                 | W.S.W. | 22½               |             |                       |         |                      |        |                   |             |
| 28. 1                 | 28. 3   | S.S.W.               | N.N.E. | 180               |             | 20. 19                | 20. 20  | W.S.W.               | S.W.   | 22½               |             |                       |         |                      |        |                   |             |
| 28. 13                | 28. 16  | N.N.E.               | N.N.W. | 45                |             | 21. 11¼               | 21. 12  | S.W.                 | S.S.W. | 22½               |             |                       |         |                      |        |                   |             |
| 29. 2                 | 29. 4   | N.N.W.               | S.S.W. |                   | 135         | 21. 18                | 21. 19  | S.S.W.               | S.S.E. | 45                |             |                       |         |                      |        |                   |             |
| 29. 6                 | 29. 7½  | S.S.W.               | N.N.W. |                   | 135         | 21. 23¼               | 22. 0   | S.S.E.               | E.     | 67½               |             |                       |         |                      |        |                   |             |
| 29. 13                | 29. 14  | N.N.W.               | W.N.W. |                   | 45          | 22. 6                 | 22. 8   | E.                   | S.S.W. | 112½              |             |                       |         |                      |        |                   |             |
| 29. 18½               | 29. 20  | W.N.W.               | N.N.W. |                   | 45          | 22. 12½               | 22. 13  | S.S.W.               | S.     | 22½               |             |                       |         |                      |        |                   |             |
| 29. 22                | 29. 22½ | N.N.W.               | W.S.W. |                   | 90          | 22. 17                | 22. 19  | S.                   | S.S.W. | 22½               |             |                       |         |                      |        |                   |             |
| 30. 1½                | 30. 2   | W.S.W.               | N.     | 112½              |             | 24. 3                 | 24. 4   | S.S.W.               | S.W.   | 22½               |             |                       |         |                      |        |                   |             |
| 30. 9                 | 30. 9½  | N.                   | S.E.   |                   | 225         | 24. 7                 | 24. 8   | S.W.                 | W.S.W. | 22½               |             |                       |         |                      |        |                   |             |
| 30. 11                | 30. 11¼ | S.E.                 | W.     | 135               |             | 24. 11¾               | 24. 12  | W.S.W.               | W.     | 22½               |             |                       |         |                      |        |                   |             |
| 30. 12                | 30. 13  | W.                   | S.     | 270               |             | 24. 14¼               | 24. 15  | W.                   | W.N.W. | 22½               |             |                       |         |                      |        |                   |             |
| 30. 21                | 31. 0   | S.                   | N.N.E. |                   | 157½        | 24. 21                | 24. 21½ | W.N.W.               | N.W.   | 22½               |             |                       |         |                      |        |                   |             |
| Sums                  |         |                      |        | 2745              | 2160        | 25. 4½                | 25. 5   | N.W.                 | S.W.   |                   | 90          | 10. 3¼                | 10. 3½  | S.S.E.               | S.S.W. | 45                |             |
|                       |         |                      |        |                   |             | 25. 8                 | 25. 8¼  | S.W.                 | N.W.   |                   | 90          | 10. 5                 | 10. 6½  | S.S.W.               | W.S.W. | 45                |             |





ABSTRACT of the CHANGES of the DIRECTION of the WIND—concluded.

EXCESS of MOTION in each MONTH.

|                | Direct.  | Retrograde. |                 | Direct.  | Retrograde. |
|----------------|----------|-------------|-----------------|----------|-------------|
|                | <u>°</u> | <u>°</u>    |                 | <u>°</u> | <u>°</u>    |
| 1895.          |          |             | 1895.           |          |             |
| January .....  | 45       |             | July .....      | 585      |             |
| February ..... |          | 517½        | August .....    | 562½     |             |
| March .....    | 720      |             | September ..... | 1665     |             |
| April .....    | 990      |             | October .....   | 1125     |             |
| May .....      | 1462½    |             | November .....  | 832½     |             |
| June .....     | 1800     |             | December .....  |          | 90          |

The whole excess of direct motion for the year was 9180°.

MEAN HOURLY MEASURES of the HORIZONTAL MOVEMENT of the AIR in each MONTH, and GREATEST and LEAST HOURLY MEASURES, as derived from the Records of ROBINSON'S ANEMOMETER.

| Hour ending                    | 1895.    |           |        |        |        |        |        |         |            |          |           |           | Mean for the Year. |
|--------------------------------|----------|-----------|--------|--------|--------|--------|--------|---------|------------|----------|-----------|-----------|--------------------|
|                                | January. | February. | March. | April. | May.   | June.  | July.  | August. | September. | October. | November. | December. |                    |
| h                              | Miles.   | Miles.    | Miles. | Miles. | Miles. | Miles. | Miles. | Miles.  | Miles.     | Miles.   | Miles.    | Miles.    | Miles.             |
| 1                              | 10·5     | 8·7       | 12·2   | 9·5    | 8·4    | 6·7    | 10·3   | 8·6     | 6·7        | 8·8      | 13·2      | 14·2      | 9·8                |
| 2                              | 11·2     | 8·2       | 12·3   | 9·0    | 8·2    | 6·6    | 9·7    | 8·3     | 6·4        | 8·5      | 12·5      | 14·2      | 9·6                |
| 3                              | 11·5     | 8·0       | 11·5   | 9·4    | 8·1    | 6·9    | 8·8    | 8·9     | 6·3        | 9·3      | 13·1      | 13·7      | 9·6                |
| 4                              | 12·0     | 8·0       | 12·1   | 9·9    | 8·3    | 6·8    | 9·5    | 8·8     | 5·7        | 9·6      | 12·7      | 14·2      | 9·8                |
| 5                              | 12·2     | 8·4       | 12·3   | 9·0    | 8·2    | 6·6    | 8·8    | 9·1     | 6·4        | 9·4      | 12·6      | 14·7      | 9·8                |
| 6                              | 12·5     | 9·0       | 12·3   | 9·5    | 8·0    | 6·5    | 10·6   | 9·3     | 5·9        | 9·2      | 12·7      | 14·6      | 10·0               |
| 7                              | 11·8     | 9·4       | 12·1   | 9·9    | 7·7    | 7·0    | 10·4   | 8·6     | 6·0        | 9·5      | 12·4      | 13·8      | 9·9                |
| 8                              | 11·7     | 9·8       | 13·0   | 10·0   | 9·0    | 7·6    | 11·6   | 10·1    | 5·7        | 9·7      | 12·6      | 14·6      | 10·4               |
| 9                              | 12·4     | 9·6       | 12·4   | 11·8   | 10·7   | 8·3    | 12·3   | 10·9    | 6·3        | 9·7      | 12·6      | 14·9      | 11·0               |
| 10                             | 12·9     | 10·3      | 13·2   | 12·4   | 11·6   | 9·2    | 12·5   | 11·8    | 7·6        | 11·4     | 13·0      | 15·1      | 11·7               |
| 11                             | 13·5     | 11·0      | 14·1   | 12·3   | 12·5   | 9·2    | 13·4   | 12·6    | 8·9        | 12·8     | 14·8      | 15·6      | 12·6               |
| Noon.                          | 14·0     | 11·6      | 15·5   | 13·9   | 13·0   | 10·5   | 14·0   | 13·2    | 9·4        | 13·5     | 16·3      | 16·3      | 13·4               |
| h                              |          |           |        |        |        |        |        |         |            |          |           |           |                    |
| 13                             | 13·8     | 12·2      | 15·9   | 13·9   | 13·1   | 10·2   | 14·4   | 13·7    | 9·4        | 13·8     | 16·4      | 16·9      | 13·6               |
| 14                             | 14·4     | 13·7      | 16·9   | 14·7   | 13·8   | 10·4   | 15·0   | 14·3    | 10·7       | 13·8     | 17·0      | 17·0      | 14·3               |
| 15                             | 14·2     | 13·5      | 16·9   | 13·6   | 13·7   | 10·6   | 14·7   | 14·3    | 11·1       | 13·7     | 16·9      | 17·0      | 14·2               |
| 16                             | 12·8     | 13·0      | 15·5   | 13·5   | 13·8   | 10·1   | 14·0   | 14·3    | 10·9       | 12·3     | 16·2      | 15·9      | 13·5               |
| 17                             | 13·5     | 12·7      | 15·3   | 14·0   | 13·8   | 10·7   | 14·5   | 14·6    | 10·1       | 11·8     | 15·6      | 16·7      | 13·6               |
| 18                             | 13·0     | 12·0      | 13·5   | 13·6   | 13·4   | 11·6   | 14·6   | 14·4    | 9·5        | 10·5     | 16·4      | 16·0      | 13·2               |
| 19                             | 13·4     | 11·4      | 12·3   | 12·2   | 12·1   | 11·3   | 14·0   | 12·0    | 8·5        | 10·7     | 16·7      | 15·5      | 12·5               |
| 20                             | 13·4     | 11·8      | 11·8   | 11·1   | 10·6   | 10·6   | 12·0   | 10·9    | 7·4        | 10·4     | 17·0      | 15·3      | 11·9               |
| 21                             | 12·9     | 11·2      | 11·8   | 11·1   | 10·5   | 9·7    | 11·4   | 10·4    | 7·5        | 10·4     | 16·1      | 15·0      | 11·5               |
| 22                             | 12·1     | 11·2      | 11·6   | 10·6   | 9·4    | 8·7    | 10·8   | 10·3    | 7·0        | 10·1     | 16·3      | 14·4      | 11·0               |
| 23                             | 11·6     | 10·4      | 11·5   | 10·2   | 9·6    | 8·6    | 11·0   | 9·3     | 6·4        | 9·2      | 14·8      | 13·8      | 10·5               |
| Midnight.                      | 11·3     | 9·9       | 11·5   | 10·0   | 8·9    | 7·4    | 10·2   | 9·0     | 6·4        | 8·7      | 14·2      | 13·8      | 10·1               |
| Means .....                    | 12·6     | 10·6      | 13·2   | 11·5   | 10·7   | 8·8    | 12·0   | 11·2    | 7·8        | 10·7     | 14·7      | 15·1      | 11·6               |
| Greatest Hourly Measures ..... | 34       | 34        | 56     | 37     | 34     | 29     | 31     | 32      | 28         | 48       | 43        | 53        | ...                |
| Least Hourly Measures .....    | 0        | 0         | 0      | 0      | 0      | 0      | 0      | 0       | 0          | 0        | 0         | 0         | ...                |

(c)

## ELECTRICAL POTENTIAL OF THE ATMOSPHERE,

MEAN ELECTRICAL POTENTIAL of the ATMOSPHERE, from THOMSON'S ELECTROMETER, for each CIVIL DAY.

(Each result is the mean of Twenty-four Hourly Ordinates from the Photographic Register. The scale employed is arbitrary : the sign + indicates positive potential.)

1895.

| Days of the Month. | January. | February. | March. | April. | May.  | June. | July. | August. | September. | October. | November. | December. |       |
|--------------------|----------|-----------|--------|--------|-------|-------|-------|---------|------------|----------|-----------|-----------|-------|
| a                  |          |           |        |        |       |       |       |         |            |          |           |           |       |
| 1                  | +1461    | +1249     | ...    | + 529  | ...   | ...   | + 380 | + 765   | + 750      | ...      | + 410     | +1135     |       |
| 2                  | +1262    | +1402     | ...    | + 470  | + 876 | ...   | + 375 | + 741   | + 598      | + 633    | + 330     | +1104     |       |
| 3                  | +1143    | ...       | + 841  | + 697  | + 662 | + 208 | + 530 | + 807   | + 628      | + 710    | ...       | +1029     |       |
| 4                  | +1181    | ...       | +1018  | + 966  | + 842 | + 529 | + 655 | + 257   | + 587      | + 517    | + 123     | + 746     |       |
| 5                  | +1292    | +1537     | + 768  | + 500  | + 731 | + 622 | + 504 | + 311   | + 709      | ...      | + 443     | + 683     |       |
| 6                  | +1429    | ...       | + 993  | + 369  | + 535 | + 619 | + 581 | + 623   | + 456      | ...      | + 630     | + 822     |       |
| 7                  | +1365    | ...       | + 443  | + 668  | + 368 | + 557 | + 388 | + 748   | + 619      | + 916    | + 378     | +1195     |       |
| 8                  | +1615    | ...       | + 816  | + 723  | + 497 | + 732 | ...   | + 878   | + 632      | + 16     | + 481     | +1258     |       |
| 9                  | +1395    | ...       | + 472  | + 718  | + 459 | + 535 | + 440 | + 769   | + 643      | + 701    | + 557     | + 950     |       |
| 10                 | +1660    | ...       | + 839  | + 824  | + 519 | + 521 | + 488 | + 615   | + 582      | + 831    | + 187     | +1110     |       |
| 11                 | +1566    | ...       | + 972  | + 951  | + 390 | + 583 | + 511 | + 449   | + 525      | +1197    | + 221     | +1577     |       |
| 12                 | +1444    | ...       | +1247  | + 516  | + 495 | + 674 | + 682 | + 718   | + 705      | + 905    | + 518     | + 430     |       |
| 13                 | + 479    | ...       | +1136  | + 484  | + 438 | + 590 | + 712 | + 278   | + 767      | +1046    | +1078     | +1187     |       |
| 14                 | + 302    | ...       | +1067  | + 682  | + 714 | + 630 | + 518 | ...     | + 779      | + 972    | + 955     | +1281     |       |
| 15                 | + 504    | ...       | +1085  | + 676  | + 513 | + 677 | + 889 | +1018   | + 382      | + 617    | + 557     | + 950     |       |
| 16                 | + 475    | ...       | + 853  | + 609  | + 456 | + 305 | + 695 | + 509   | + 502      | + 982    | + 483     | + 318     |       |
| 17                 | + 454    | ...       | + 978  | + 650  | + 712 | + 685 | + 597 | + 591   | + 735      | +1224    | +1007     | + 649     |       |
| 18                 | +1166    | ...       | + 767  | + 521  | ...   | + 599 | + 699 | + 670   | ...        | +1046    | +1095     | + 811     |       |
| 19                 | + 33     | ...       | + 752  | + 681  | + 206 | + 618 | + 554 | + 928   | + 770      | + 885    | + 569     | +1120     |       |
| 20                 | + 497    | ...       | + 656  | + 909  | + 424 | + 519 | + 551 | + 852   | + 779      | + 835    | + 402     | +1380     |       |
| 21                 | + 849    | ...       | + 425  | + 707  | + 526 | + 586 | - 37  | + 688   | + 768      | +1050    | + 576     | +1497     |       |
| 22                 | +1187    | ...       | +1083  | + 555  | + 653 | + 565 | ...   | + 519   | + 778      | + 106    | + 501     | +1621     |       |
| 23                 | +1024    | ...       | + 691  | + 613  | + 161 | + 703 | + 500 | + 738   | + 620      | + 823    | + 385     | + 990     |       |
| 24                 | + 660    | ...       | + 360  | + 778  | + 363 | + 609 | + 264 | + 846   | + 520      | +1201    | + 742     | - 13      |       |
| 25                 | + 857    | ...       | + 414  | + 694  | + 535 | + 773 | + 351 | + 764   | ...        | +1309    | + 740     | + 182     |       |
| 26                 | +1311    | ...       | + 652  | + 135  | + 339 | + 475 | + 525 | + 617   | + 773      | +1228    | + 995     | + 339     |       |
| 27                 | +1419    | ...       | + 120  | + 148  | + 423 | + 455 | + 693 | + 508   | + 674      | +1280    | +1118     | + 588     |       |
| 28                 | ...      | ...       | + 533  | + 415  | + 796 | + 603 | + 593 | + 565   | + 763      | +1345    | + 721     | + 826     |       |
| 29                 | ...      | ...       | + 180  | + 688  | + 669 | + 518 | ...   | + 423   | + 674      | +1135    | + 323     | + 900     |       |
| 30                 | ...      | ...       | + 692  | + 743  | + 479 | + 457 | +1007 | + 557   | + 675      | +1295    | + 590     | + 503     |       |
| 31                 | +1157    | ...       | + 240  | ...    | + 545 | ...   | + 779 | + 881   | ...        | + 220    | ...       | + 883     |       |
| Means              | ...      | +1042     | +1396  | + 727  | + 621 | + 528 | + 569 | + 551   | + 655      | + 657    | + 894     | + 590     | + 905 |

MONTHLY MEAN ELECTRICAL POTENTIAL of the ATMOSPHERE, from THOMSON'S ELECTROMETER, at every HOUR of the DAY.

(The results depend on the Photographic Register, using all days of complete record. The scale employed is arbitrary : the sign + indicates positive potential.)

| Hour,<br>Greenwich<br>Civil Time. | 1895.                             |           |        |        |       |       |       |         |            |          |           |           | Yearly<br>Means. |       |
|-----------------------------------|-----------------------------------|-----------|--------|--------|-------|-------|-------|---------|------------|----------|-----------|-----------|------------------|-------|
|                                   | January.                          | February. | March. | April. | May.  | June. | July. | August. | September. | October. | November. | December. |                  |       |
| Midnight.                         | + 1121                            | + 1400    | + 764  | + 652  | + 508 | + 533 | + 569 | + 662   | + 642      | + 900    | + 540     | + 860     | + 763            |       |
| 1 <sup>h</sup> .                  | + 998                             | + 1377    | + 677  | + 628  | + 507 | + 585 | + 505 | + 631   | + 523      | + 778    | + 497     | + 720     | + 702            |       |
| 2                                 | + 940                             | + 1207    | + 509  | + 527  | + 438 | + 574 | + 405 | + 597   | + 542      | + 672    | + 460     | + 552     | + 619            |       |
| 3                                 | + 978                             | + 1177    | + 580  | + 501  | + 337 | + 563 | + 395 | + 563   | + 546      | + 627    | + 416     | + 673     | + 613            |       |
| 4                                 | + 807                             | + 1277    | + 549  | + 522  | + 353 | + 519 | + 367 | + 563   | + 534      | + 613    | + 449     | + 671     | + 602            |       |
| 5                                 | + 872                             | + 1263    | + 590  | + 521  | + 373 | + 539 | + 459 | + 578   | + 530      | + 708    | + 473     | + 736     | + 637            |       |
| 6                                 | + 931                             | + 1310    | + 596  | + 565  | + 458 | + 698 | + 612 | + 608   | + 432      | + 795    | + 497     | + 845     | + 696            |       |
| 7                                 | + 904                             | + 1417    | + 734  | + 627  | + 562 | + 809 | + 743 | + 669   | + 574      | + 765    | + 541     | + 898     | + 770            |       |
| 8                                 | + 843                             | + 1297    | + 665  | + 642  | + 680 | + 886 | + 776 | + 694   | + 638      | + 940    | + 545     | + 828     | + 786            |       |
| 9                                 | + 977                             | + 1280    | + 717  | + 536  | + 716 | + 834 | + 705 | + 787   | + 689      | + 966    | + 559     | + 922     | + 807            |       |
| 10                                | + 994                             | + 1287    | + 688  | + 595  | + 709 | + 716 | + 597 | + 805   | + 688      | + 968    | + 563     | + 1003    | + 801            |       |
| 11                                | + 1071                            | + 1313    | + 825  | + 578  | + 639 | + 622 | + 557 | + 653   | + 637      | + 794    | + 558     | + 1031    | + 773            |       |
| Noon.                             | + 960                             | + 1323    | + 709  | + 550  | + 408 | + 503 | + 484 | + 514   | + 678      | + 825    | + 625     | + 1094    | + 723            |       |
| 13 <sup>h</sup> .                 | + 1001                            | + 1423    | + 750  | + 597  | + 531 | + 456 | + 418 | + 569   | + 681      | + 875    | + 618     | + 1122    | + 753            |       |
| 14                                | + 1065                            | + 1437    | + 647  | + 599  | + 373 | + 459 | + 356 | + 362   | + 657      | + 824    | + 689     | + 1007    | + 706            |       |
| 15                                | + 1150                            | + 1317    | + 827  | + 496  | + 366 | + 450 | + 485 | + 443   | + 671      | + 1000   | + 718     | + 1046    | + 747            |       |
| 16                                | + 1185                            | + 1203    | + 826  | + 529  | + 451 | + 400 | + 496 | + 557   | + 707      | + 989    | + 732     | + 983     | + 755            |       |
| 17                                | + 1206                            | + 1217    | + 861  | + 646  | + 581 | + 401 | + 459 | + 602   | + 797      | + 1009   | + 514     | + 1054    | + 779            |       |
| 18                                | + 1254                            | + 1360    | + 845  | + 756  | + 622 | + 365 | + 497 | + 803   | + 871      | + 1076   | + 810     | + 1025    | + 857            |       |
| 19                                | + 1177                            | + 1543    | + 695  | + 739  | + 665 | + 514 | + 631 | + 794   | + 836      | + 1158   | + 645     | + 1020    | + 868            |       |
| 20                                | + 1307                            | + 1700    | + 776  | + 779  | + 674 | + 525 | + 644 | + 897   | + 765      | + 1114   | + 740     | + 1034    | + 913            |       |
| 21                                | + 1132                            | + 1750    | + 889  | + 793  | + 638 | + 569 | + 680 | + 884   | + 752      | + 1050   | + 696     | + 924     | + 896            |       |
| 22                                | + 1026                            | + 1790    | + 908  | + 783  | + 562 | + 600 | + 739 | + 772   | + 716      | + 1044   | + 658     | + 889     | + 874            |       |
| 23                                | + 1120                            | + 1840    | + 832  | + 734  | + 533 | + 548 | + 644 | + 700   | + 655      | + 960    | + 623     | + 778     | + 831            |       |
| 24                                | + 1132                            | + 1773    | + 763  | + 651  | + 492 | + 519 | + 558 | + 663   | + 604      | + 925    | + 560     | + 866     | + 792            |       |
| Means {                           | 0 <sup>h</sup> -23 <sup>h</sup> . | + 1042    | + 1396 | + 727  | + 621 | + 528 | + 569 | + 551   | + 655      | + 657    | + 894     | + 590     | + 905            | + 761 |
|                                   | 1 <sup>h</sup> -24 <sup>h</sup> . | + 1043    | + 1412 | + 727  | + 621 | + 528 | + 569 | + 550   | + 655      | + 655    | + 895     | + 591     | + 905            | + 763 |
| Number of Days<br>employed.       | 28                                | 3         | 29     | 30     | 29    | 28    | 28    | 30      | 28         | 28       | 29        | 31        | ...              |       |



(cii)

## ELECTRICAL POTENTIAL OF THE ATMOSPHERE,

MONTHLY MEAN ELECTRICAL POTENTIAL of the ATMOSPHERE, from THOMSON'S ELECTROMETER, on RAINY DAYS,  
at every HOUR of the DAY.

(The results depend on the Photographic Register, using all days on which the rainfall amounted to or exceeded 0<sup>in</sup>.020.  
The scale employed is arbitrary: the sign + indicates positive potential.)

| Hour,<br>Greenwich<br>Civil Time. | 1895.                             |           |        |        |       |       |       |         |            |          |           |           | Yearly<br>Means. |       |
|-----------------------------------|-----------------------------------|-----------|--------|--------|-------|-------|-------|---------|------------|----------|-----------|-----------|------------------|-------|
|                                   | January.                          | February. | March. | April. | May.  | June. | July. | August. | September. | October. | November. | December. |                  |       |
| Midnight.                         | + 941                             | + 1325    | + 641  | + 642  | + 633 | + 407 | + 488 | + 575   | + 658      | + 772    | + 531     | + 706     | + 693            |       |
| 1 <sup>h</sup> .                  | + 745                             | + 1350    | + 514  | + 625  | + 530 | + 430 | + 395 | + 596   | + 237      | + 403    | + 466     | + 463     | + 563            |       |
| 2                                 | + 629                             | + 1165    | + 247  | + 428  | + 363 | + 363 | + 209 | + 561   | + 575      | + 105    | + 452     | + 269     | + 447            |       |
| 3                                 | + 754                             | + 1165    | + 372  | + 484  | - 190 | + 440 | + 269 | + 510   | + 515      | + 48     | + 379     | + 476     | + 435            |       |
| 4                                 | + 388                             | + 1270    | + 345  | + 512  | + 200 | + 403 | + 360 | + 498   | + 547      | + 34     | + 429     | + 480     | + 455            |       |
| 5                                 | + 638                             | + 1200    | + 489  | + 464  | + 200 | + 417 | + 459 | + 524   | + 715      | + 432    | + 450     | + 557     | + 545            |       |
| 6                                 | + 682                             | + 1265    | + 418  | + 509  | + 283 | + 560 | + 512 | + 548   | - 242      | + 543    | + 493     | + 714     | + 524            |       |
| 7                                 | + 587                             | + 1400    | + 618  | + 567  | + 323 | + 530 | + 623 | + 619   | + 460      | + 258    | + 529     | + 781     | + 608            |       |
| 8                                 | + 375                             | + 1245    | + 393  | + 595  | + 577 | + 597 | + 579 | + 547   | + 490      | + 685    | + 536     | + 618     | + 603            |       |
| 9                                 | + 595                             | + 1210    | + 522  | + 405  | + 750 | + 620 | + 452 | + 734   | + 710      | + 693    | + 515     | + 766     | + 664            |       |
| 10                                | + 621                             | + 1220    | + 450  | + 565  | + 723 | + 743 | + 339 | + 831   | + 672      | + 584    | + 428     | + 898     | + 673            |       |
| 11                                | + 784                             | + 1255    | + 671  | + 541  | + 850 | + 807 | + 462 | + 669   | + 550      | + 261    | + 388     | + 877     | + 676            |       |
| Noon.                             | + 551                             | + 1190    | + 446  | + 482  | - 603 | + 577 | + 461 | + 389   | + 650      | + 343    | + 521     | + 958     | + 497            |       |
| 13 <sup>h</sup> .                 | + 628                             | + 1330    | + 571  | + 600  | + 727 | + 537 | + 407 | + 579   | + 680      | + 512    | + 497     | + 981     | + 671            |       |
| 14                                | + 924                             | + 1425    | + 303  | + 593  | - 670 | + 623 | + 230 | + 177   | + 622      | + 354    | + 594     | + 740     | + 493            |       |
| 15                                | + 940                             | + 1280    | + 687  | + 290  | - 483 | + 667 | + 513 | + 312   | + 660      | + 814    | + 608     | + 836     | + 594            |       |
| 16                                | + 955                             | + 1110    | + 677  | + 331  | + 387 | + 637 | + 565 | + 514   | + 665      | + 764    | + 588     | + 727     | + 660            |       |
| 17                                | + 993                             | + 1065    | + 699  | + 529  | + 747 | + 720 | + 485 | + 499   | + 790      | + 664    | + 156     | + 846     | + 683            |       |
| 18                                | + 978                             | + 1155    | + 750  | + 733  | + 687 | + 683 | + 423 | + 784   | + 825      | + 740    | + 674     | + 803     | + 770            |       |
| 19                                | + 781                             | + 1365    | + 215  | + 550  | + 760 | + 603 | + 624 | + 706   | + 745      | + 881    | + 409     | + 801     | + 703            |       |
| 20                                | + 1021                            | + 1610    | + 313  | + 619  | + 750 | + 627 | + 587 | + 873   | + 660      | + 717    | + 644     | + 809     | + 769            |       |
| 21                                | + 755                             | + 1705    | + 622  | + 690  | + 700 | + 667 | + 634 | + 871   | + 783      | + 632    | + 588     | + 634     | + 773            |       |
| 22                                | + 548                             | + 1720    | + 767  | + 681  | + 520 | + 637 | + 713 | + 709   | + 875      | + 775    | + 524     | + 614     | + 757            |       |
| 23                                | + 780                             | + 1785    | + 691  | + 649  | + 383 | + 450 | + 575 | + 655   | + 720      | + 785    | + 528     | + 458     | + 705            |       |
| 24                                | + 879                             | + 1710    | + 549  | + 559  | + 307 | + 183 | + 536 | + 615   | + 738      | + 848    | + 476     | + 711     | + 676            |       |
| Means {                           | 0 <sup>h</sup> -23 <sup>h</sup> . | + 733     | + 1325 | + 518  | + 545 | + 381 | + 573 | + 473   | + 595      | + 607    | + 533     | + 497     | + 700            | + 623 |
|                                   | 1 <sup>h</sup> -24 <sup>h</sup> . | + 730     | + 1341 | + 514  | + 542 | + 368 | + 563 | + 475   | + 597      | + 610    | + 536     | + 495     | + 701            | + 623 |
| Number of Days<br>employed.       | 13                                | 2         | 12     | 11     | 3     | 3     | 11    | 14      | 4          | 10       | 16        | 16        | ...              |       |

MONTHLY MEAN ELECTRICAL POTENTIAL of the ATMOSPHERE, from THOMSON'S ELECTROMETER, on NON-RAINY DAYS, at every HOUR of the DAY.

(The results depend on the Photographic Register, using only those days on which no rainfall was recorded. The scale employed is arbitrary : the sign + indicates positive potential.)

| Hour,<br>Greenwich<br>Civil Time. | 1895.                           |           |        |        |      |       |       |         |            |          |           |           | Yearly<br>Means. |      |
|-----------------------------------|---------------------------------|-----------|--------|--------|------|-------|-------|---------|------------|----------|-----------|-----------|------------------|------|
|                                   | January.                        | February. | March. | April. | May. | June. | July. | August. | September. | October. | November. | December. |                  |      |
| Midnight.                         | +1133                           | +1550     | +984   | +653   | +500 | +545  | +627  | +738    | +646       | +1041    | +645      | +969      | +836             |      |
| 1 <sup>h</sup>                    | +1151                           | +1430     | +933   | +624   | +508 | +625  | +568  | +663    | +579       | +1019    | +620      | +968      | +807             |      |
| 2                                 | +1166                           | +1290     | +883   | +577   | +470 | +629  | +520  | +628    | +546       | +1031    | +543      | +917      | +767             |      |
| 3                                 | +1100                           | +1200     | +945   | +501   | +408 | +603  | +487  | +609    | +559       | +991     | +526      | +905      | +736             |      |
| 4                                 | +1083                           | +1290     | +885   | +524   | +368 | +570  | +377  | +621    | +541       | +968     | +532      | +910      | +722             |      |
| 5                                 | +961                            | +1390     | +828   | +556   | +393 | +599  | +448  | +625    | +505       | +907     | +558      | +968      | +728             |      |
| 6                                 | +1074                           | +1400     | +879   | +596   | +475 | +757  | +729  | +660    | +550       | +934     | +543      | +1022     | +802             |      |
| 7                                 | +1128                           | +1450     | +984   | +648   | +592 | +886  | +887  | +713    | +597       | +1029    | +608      | +1062     | +882             |      |
| 8                                 | +1181                           | +1400     | +1048  | +642   | +708 | +981  | +921  | +822    | +666       | +1068    | +678      | +1107     | +935             |      |
| 9                                 | +1214                           | +1420     | +1017  | +578   | +719 | +927  | +861  | +833    | +691       | +1127    | +733      | +1161     | +940             |      |
| 10                                | +1242                           | +1420     | +973   | +584   | +707 | +751  | +770  | +783    | +694       | +1203    | +781      | +1167     | +923             |      |
| 11                                | +1240                           | +1430     | +1009  | +576   | +619 | +615  | +610  | +639    | +667       | +1099    | +794      | +1220     | +877             |      |
| Noon.                             | +1247                           | +1590     | +995   | +568   | +526 | +516  | +504  | +624    | +685       | +1095    | +755      | +1253     | +863             |      |
| 13 <sup>h</sup>                   | +1274                           | +1610     | +912   | +560   | +507 | +456  | +473  | +561    | +685       | +1081    | +769      | +1303     | +849             |      |
| 14                                | +1060                           | +1460     | +906   | +564   | +488 | +459  | +488  | +524    | +667       | +1073    | +816      | +1328     | +819             |      |
| 15                                | +1299                           | +1390     | +965   | +580   | +449 | +430  | +510  | +557    | +677       | +1086    | +872      | +1303     | +843             |      |
| 16                                | +1344                           | +1390     | +933   | +600   | +447 | +392  | +497  | +596    | +720       | +1089    | +953      | +1309     | +856             |      |
| 17                                | +1319                           | +1520     | +965   | +668   | +548 | +395  | +485  | +692    | +805       | +1174    | +1029     | +1307     | +909             |      |
| 18                                | +1479                           | +1770     | +856   | +717   | +602 | +416  | +550  | +820    | +879       | +1252    | +1042     | +1296     | +973             |      |
| 19                                | +1536                           | +1900     | +986   | +801   | +640 | +496  | +618  | +872    | +850       | +1309    | +989      | +1319     | +1026            |      |
| 20                                | +1599                           | +1880     | +1065  | +831   | +657 | +496  | +648  | +919    | +787       | +1340    | +917      | +1341     | +1040            |      |
| 21                                | +1448                           | +1840     | +1112  | +838   | +632 | +554  | +678  | +895    | +756       | +1301    | +892      | +1299     | +1020            |      |
| 22                                | +1453                           | +1930     | +1162  | +839   | +574 | +593  | +733  | +826    | +702       | +1200    | +862      | +1273     | +1012            |      |
| 23                                | +1432                           | +1950     | +1139  | +783   | +566 | +558  | +670  | +739    | +655       | +1040    | +757      | +1244     | +961             |      |
| 24                                | +1331                           | +1900     | +1062  | +719   | +535 | +569  | +560  | +705    | +593       | +949     | +671      | +1152     | +896             |      |
| Means                             | 0 <sup>h</sup> -23 <sup>h</sup> | +1257     | +1538  | +974   | +642 | +546  | +594  | +611    | +707       | +671     | +1102     | +759      | +1165            | +880 |
|                                   | 1 <sup>h</sup> -24 <sup>h</sup> | +1265     | +1552  | +977   | +645 | +547  | +595  | +608    | +705       | +669     | +1099     | +760      | +1172            | +883 |
| Number of Days<br>employed.       | 9                               | 1         | 11     | 17     | 24   | 21    | 12    | 16      | 23         | 15       | 10        | 12        | ...              |      |

## AMOUNT OF RAIN COLLECTED IN EACH MONTH OF THE YEAR 1895.

| AMOUNT of RAIN COLLECTED in each MONTH of the YEAR 1895. |  |  |   |  |   |   |                                   |                  |                  |
|--|--|--|---|--|---|---|-----------------------------------|------------------|------------------|
| MONTH,<br>1895.  | Number<br>of<br>Rainy<br>Days.                         | Monthly Amount of Rain collected in each Gauge.            |   |  |   |   |                                   |                  |                  |
|  |  | Self-<br>registering<br>Gauge of<br>Osler's<br>Anemometer. | Second Gauge<br>at Osler's<br>Anemometer. | On the roof<br>of the<br>Octagon Room. | On the roof<br>of the<br>Magnetic<br>Observatory. | On the roof<br>of the<br>Photographic<br>Thermometer<br>Shed. | Gauges partly sunk in the ground. |                  |                  |
|  |  | No. 1.   | No. 2.                                    | No. 3.                                 | No. 4.  | No. 5.  | No. 6.                            | No. 7.           | No. 8.           |
| January .....  | 19   | in.<br>0·773   | in.<br>0·777                              | in.<br>1·131                           | in.<br>1·165                                      | in.<br>1·445  | in.<br>1·617                      | in.<br>1·636     | in.<br>1·593     |
| February .....   | 4  | 0·109  | 0·101                                     | 0·157                                  | 0·220   | 0·228   | 0·222                             | 0·236            | 0·254            |
| March .....  | 19   | 0·736  | 0·717                                     | 1·084                                  | 1·192   | 1·367   | 1·428                             | 1·402            | 1·472            |
| April .....  | 12   | 0·920  | 0·859                                     | 1·084                                  | 1·130   | 1·226   | 1·251                             | 1·197            | 1·253            |
| May .....  | 6  | 0·269  | 0·244                                     | 0·356                                  | 0·430   | 0·455   | 0·454                             | 0·452            | 0·461            |
| June .....   | 8  | 0·108  | 0·103                                     | 0·163                                  | 0·215   | 0·220   | 0·207                             | 0·208            | 0·218            |
| July .....   | 16   | 2·601  | 2·594                                     | 3·007                                  | 3·240   | 3·370   | 3·388                             | 3·347            | 3·391            |
| August .....   | 15   | 1·701  | 1·580                                     | 1·841                                  | 2·021   | 2·125   | 2·142                             | 2·137            | 2·162            |
| September .....  | 5  | 0·706  | 0·666                                     | 0·748                                  | 0·880   | 0·969   | 0·930                             | 0·929            | 0·962            |
| October.....   | 15   | 1·794  | 1·616                                     | 2·225                                  | 2·574   | 2·687   | 2·691                             | 2·705            | 2·750            |
| November .....   | 20   | 1·941  | 1·740                                     | 2·179                                  | 2·449   | 2·764   | 2·889                             | 2·860            | 2·934            |
| December.....  | 19   | 1·763  | 1·715                                     | 1·963                                  | 2·196   | 2·364   | 2·506                             | 2·453            | 2·440            |
| Sums .....   | 158  | 13·421   | 12·712                                    | 15·938                                 | 17·712  | 19·220  | 19·725                            | 19·562           | 19·890           |
| Height of<br>receiving<br>Surface                        | { above the<br>ground }<br>{ above mean<br>sea level } | ft. in.<br>50·8  | ft. in.<br>50·8                           | ft. in.<br>38·4                        | ft. in.<br>21·6                                   | ft. in.<br>10·0   | ft. in.<br>0·5                    | ft. in.<br>0·5   | ft. in.<br>0·5   |
|  |  | ft. in.<br>205·6   | ft. in.<br>205·6                          | ft. in.<br>193·2                       | ft. in.<br>176·4                                  | ft. in.<br>164·10   | ft. in.<br>155·3                  | ft. in.<br>155·3 | ft. in.<br>155·3 |

ROYAL OBSERVATORY, GREENWICH.

---

OBSERVATIONS

OF

LUMINOUS METEORS.

---

1895.

## OBSERVATIONS OF LUMINOUS METEORS,

| Month and Day,<br>1895. | Greenwich<br>Civil Time.      | Observer. | Apparent Size<br>of Meteor in<br>Star-Magnitudes. | Colour<br>of Meteor.                   | Duration of<br>Meteor in<br>Seconds of Time. | Appearance<br>and Duration<br>of Train.        | Length of<br>Meteor's<br>Path in<br>Degrees. | No. for<br>Refer-<br>ence. |
|-------------------------|-------------------------------|-----------|---|--|--|--|--|----------------------------|
| June 22                 | <sup>h m s</sup><br>21. 49. 0 | C.        | > 1   | Bluish-white                           | <sup>s</sup><br>2.5                          | None   | 20   | 1                          |
| July 7                  | 22. 49. 0                     | D.        | Venus   | Bluish-white                           | 5.0  | None   | 8°—10°                                       | 2                          |
| July 26                 | 0. 3. 0                       | C.        | 1   | Bluish-white                           | 2.0  | Broken   | 15   | 3                          |
| August 12               | 22. 27. 15                    | B.        | 1   | Yellowish                              | 0.7  | Slight   | 5  | 4                          |
| "                       | 22. 37. 47                    | B.        | 1   | Bluish-white                           | 1.0  | None   | 8  | 5                          |
| "                       | 23. 11. 14                    | B.        | 1   | Bluish-white                           | 0.5  | None   | 10   | 6                          |
| August 30               | 23. 14. 0                     | C.        | Vega × 4  | Bluish-white,<br>changing<br>to Yellow | 2.0  | Short : broken                                 | 20   | 7                          |
| November 12             | 22. 23. 18                    | C.        | 3   | Bluish-white                           | 0.5  | None   | 10   | 8                          |
| "                       | 22. 48. 30                    | B.        | 1   | Bluish-white                           | 0.8  | None   | 10   | 9                          |
| "                       | 23. 28. 40                    | B.        | 3   | Bluish-white                           | 0.5  | None   | 10   | 10                         |
| "                       | 23. 48. 51                    | C.        | 3   | Bluish-white                           | 0.5  | None   | 5  | 11                         |
| "                       | 23. 56. 8                     | C.        | 3   | Bluish-white                           | 0.3  | None   | 15   | 12                         |
| November 13             | 0. 19. 56                     | B.        | 2   | Bluish-white                           | 0.5  | None   | 5  | 13                         |
| "                       | 0. 26. 0                      | C.        | 3   | Bluish-white                           | 0.2  | None   | 12   | 14                         |
| "                       | 0. 28. 30                     | C.        | 4   | Bluish-white                           | 0.3  | None   | 15   | 15                         |
| "                       | 0. 43. 24                     | B.        | 3   | Bluish-white                           | 0.5  | None   | 10   | 16                         |
| "                       | 0. 50. 50                     | C.        | 2   | Bluish-white                           | 3.0  | Bright   | 15   | 17                         |
| "                       | 0. 51. 9                      | C.        | 2   | Bluish-white                           | 2.0  | Train remained<br>visible for 1 <sup>s</sup> . | 12   | 18                         |
| "                       | 1. 4. 41                      | B.        | 1   | Bluish-white                           | 1.0  | Train  | 15   | 19                         |
| "                       | 1. 6. 1                       | C.        | 3   | Bluish-white                           | 0.3  | None   | 6  | 20                         |
| "                       | 1. 12. 22                     | B.        | 2   | Bluish-white                           | 1.5  | None   | 8  | 21                         |
| "                       | 1. 16. 44                     | C.        | 4   | Bluish-white                           | 0.4  | None   | 7  | 22                         |
| "                       | 1. 20. 8                      | C.        | 3   | Bluish-white                           | 0.5  | None   | 20   | 23                         |

The time is expressed in civil reckoning, commencing at midnight and counting from 0<sup>h</sup>. to 24<sup>h</sup>.

| No. for Reference. | Path of Meteor through the Stars.   |
|--------------------|---|
| 1                  | From an altitude of about $60^\circ$ bearing W.N.W. fell nearly vertically downwards.   |
| 2                  | From a point about $6^\circ$ further from the Pole than $\epsilon$ Ursæ Majoris moved in a direction a little North of the parallel of declination : nucleus double, separated by about $15'$ .             |
| 3                  | From a point about midway between $\gamma$ Persei and $\epsilon$ Cassiopeiæ moved towards $\alpha$ Aurigæ.  |
| 4                  | From $\psi$ Pegasi in the direction of $\gamma$ Piscium.  |
| 5                  | From midway between $\iota_3$ and $\eta$ Lyræ towards $\mu$ Herculis.   |
| 6                  | From $\sigma$ Cygni towards $\xi$ Aquilæ.   |
| 7                  | From $\alpha$ Arietis appeared as a pear-shaped ball of fire moving towards a point midway between Aldebaran and the Pleiades, and, changing colour, broke into fragments shortly before its disappearance. |
| 8                  | From $\epsilon$ Persei moved towards the Pleiades.  |
| 9                  | From $\beta$ Camelopardali moved towards Polaris.   |
| 10                 | From $\delta$ Aurigæ moved towards $\circ$ Ursæ Majoris.  |
| 11                 | From $\delta$ Aurigæ moved towards a point midway between Capella and $\beta$ Aurigæ.   |
| 12                 | From $\gamma$ Orionis to a point midway between $\beta$ Orionis and $\gamma$ Eridani.   |
| 13                 | From a point $7^\circ$ to S.W. of Polaris moved towards that star.  |
| 14                 | From $\alpha$ Persei moved in a direction $3^\circ$ West of North.  |
| 15                 | From $\beta$ Tauri moved towards and disappeared a little beyond $\epsilon$ Geminorum.  |
| 16                 | From Castor moved towards $\alpha$ Lyncis.  |
| 17                 | From $\alpha$ Arietis moved nearly vertically downwards.  |
| 18                 | From $\gamma$ Eridani moved nearly vertically downwards.  |
| 19                 | From a point about $10^\circ$ to the S.S.E. of Polaris moved towards $\epsilon$ Cassiopeiæ.   |
| 20                 | From a point $10^\circ$ to the South of Polaris moved towards that star.  |
| 21                 | From $\zeta$ Orionis moved towards Sirius.  |
| 22                 | From a point midway between $\zeta$ Persei and the Pleiades moved towards $21$ Persei.  |
| 23                 | From $\alpha$ Persei moved towards $\beta$ Cassiopeiæ.  |

## OBSERVATIONS OF LUMINOUS METEORS,

| Month and Day,<br>1895. | Greenwich<br>Civil Time.                            | Observer. | Apparent Size<br>of Meteor in<br>Star-Magnitudes. | Colour<br>of Meteor. | Duration of<br>Meteor in<br>Seconds of Time. | Appearance<br>and Duration<br>of Train. | Length of<br>Meteor's<br>Path in<br>Degrees. | No. for<br>Refer-<br>ence. |
|-------------------------|---|-----------|---|----------------------|--|---|--|----------------------------|
| November 13             | <sup>h</sup> <sup>m</sup> <sup>s</sup><br>1. 20. 19 | C.        | 2   | Bluish-white         | 1.0  | None                                    | 15   | 24                         |
| "                       | 1. 23. 29   | .         | 2   | Bluish-white         | 1.0  | None                                    | 12   | 25                         |
| "                       | 1. 28. 39   | C.        | 3   | Bluish-white         | 0.8  | None                                    | 8  | 26                         |
| "                       | 1. 35. 18   | B.        | 3   | Bluish-white         | 0.5  | None                                    | 5  | 27                         |
| "                       | 1. 36. 1  | B.        | 3   | Bluish-white         | 0.6  | None                                    | 7  | 28                         |
| "                       | 1. 59. 53   | B.        | 2   | Bluish-white         | 1.0  | None                                    | 12   | 29                         |
| "                       | 2. 5. 10  | B.        | 2   | Bluish-white         | 0.7  | None                                    | 10   | 30                         |
| "                       | 2. 8. 0   | C.        | 3   | Bluish-white         | 1.0  | None                                    | 15   | 31                         |
| "                       | 2. 8. 38  | C.        | 1   | Bluish-white         | 1.5  | None                                    | 12   | 32                         |
| "                       | 2. 21. 9  | B.        | 2   | Bluish-white         | 0.4  | None                                    | 7  | 33                         |
| "                       | 2. 24. 34   | C.        | 3   | Bluish-white         | 0.4  | None                                    | 20   | 34                         |
| "                       | 2. 30. 5  | B.        | 3   | Bluish-white         | 0.4  | None                                    | 10   | 35                         |
| "                       | 2. 30. 54   | C.        | 1   | Bluish-white         | 2.0  | Broken                                  | 25   | 36                         |
| "                       | 2. 34. 37   | B.        | 3   | Bluish-white         | 0.5  | Slight                                  | 7  | 37                         |
| "                       | 21. 35. 14  | B.        | 2   | Bluish-white         | 1.2  | Train                                   | 12   | 38                         |
| "                       | 21. 46. 41  | B.        | 3   | Bluish-white         | 0.4  | None                                    | 5  | 39                         |
| "                       | 21. 52. 5   | B.        | 3   | Bluish-white         | 0.4  | None                                    | 5  | 40                         |
| "                       | 22. 3. 20   | C.        | 3   | Bluish-white         | 0.3  | None                                    | 15   | 41                         |
| "                       | 22. 16. 11  | C.        | 2   | Bluish-white         | 0.8  | None                                    | 12   | 42                         |
| "                       | 22. 17. 4   | B.        | 3   | Bluish-white         | 0.3  | None                                    | 7  | 43                         |
| "                       | 22. 20. 41  | C.        | > 1   | Bluish-white         | 1.0  | Slight                                  | 10   | 44                         |
| "                       | 22. 22. 48  | C.        | < Jupiter   | Yellowish            | 3.0  | Broken, 0.5                             | 20   | 45                         |
| "                       | 22. 35. 19  | C.        | 3   | Bluish-white         | 0.3  | None                                    | 8  | 46                         |
| "                       | 22. 39. 25  | C.        | 2   | Bluish-white         | 0.5  | None                                    | 20   | 47                         |
| "                       | 22. 43. 39  | C.        | 1   | Yellowish            | 4.0  | Brilliant                               | 70   | 48                         |
| "                       | 22. 47. 23  | C.        | 2   | Bluish-white         | 2.0  | Brilliant                               | 30   | 49                         |
| "                       | 22. 59. 56  | B.        | 3   | Bluish-white         | 0.5  | None                                    | 8  | 50                         |
| "                       | 23. 3. 19   | B.        | 3   | Bluish-white         | 0.4  | None                                    | 5  | 51                         |
| "                       | 23. 8. 16   | C.        | 2   | Bluish-white         | 0.8  | None                                    | 10   | 52                         |
| "                       | 23. 11. 19  | C.        | 3   | Bluish-white         | 0.6  | None                                    | 15   | 53                         |
| "                       | 23. 17. 52  | B.        | 1   | Bluish-white         | 2.0  | Brilliant                               | 30   | 54                         |
| "                       | 23. 32. 41  | B.        | 3   | Bluish-white         | 0.4  | None                                    | 10   | 55                         |

The time is expressed in civil reckoning, commencing at midnight and counting from 0<sup>h</sup> to 24<sup>h</sup>.

| No. for Reference. | Path of Meteor through the Stars.   |
|--------------------|---|
| 24                 | From Aldebaran moved towards $\beta$ Orionis.   |
| 25                 | From $\alpha$ Arietis fell nearly vertically downwards.   |
| 26                 | From a little to the East of Capella moved towards a point about midway between $\gamma$ and $\beta$ Aurigæ.                  |
| 27                 | From Castor moved in the direction of $\beta$ Aurigæ.   |
| 28                 | From a point about $5^\circ$ to the S.E. of $\zeta$ Orionis moved towards $\beta$ Canis Majoris.                              |
| 29                 | From a point $5^\circ$ to the North of $\alpha$ Persei moved towards Polaris.   |
| 30                 | From $\beta$ Aurigæ moved towards $\alpha$ Orionis.   |
| 31                 | From $\theta$ Geminorum moved towards $\zeta$ Cancræ.   |
| 32                 | From a point $7^\circ$ to the West of the Pleiades moved towards a point a little to the North of the same group.             |
| 33                 | From a point $20^\circ$ to the South of Polaris moved towards $\epsilon$ Cassiopeiæ.  |
| 34                 | From a point midway between $\gamma$ Geminorum and $\alpha$ Orionis moved towards a point midway between Procyon and Sirius.  |
| 35                 | From a point $10^\circ$ North of Castor towards $\sigma$ Ursæ Majoris.  |
| 36                 | From near $\nu$ Ursæ Majoris moved in a curved path towards $\gamma$ Cephei, passing close to Polaris.                        |
| 37                 | From a point midway between $\alpha$ Cancræ and $\lambda$ Leonis moved towards Regulus.                                       |
| 38                 | From a little to the East of $\delta$ Persei moved towards $\beta$ Tauri.   |
| 39                 | From a point midway between $\lambda$ and $\alpha$ Persei moved towards $\epsilon$ Persei.                                    |
| 40                 | From a point $5^\circ$ North of $\sigma$ Persei moved towards $\alpha$ Persei.  |
| 41                 | From near $\kappa$ Aurigæ moved towards $\epsilon$ Tauri.   |
| 42                 | From a point a little to the North of $\sigma$ Ursæ Majoris moved towards $\alpha$ Ursæ Majoris.                              |
| 43                 | From a point midway between $\beta$ Tauri and the Pleiades moved towards the Pleiades.  |
| 44                 | From a point midway between $\iota$ and $\beta$ Orionis fell vertically downwards.  |
| 45                 | From Jupiter (R.A. $8^h 46^m$ , N.P.D. $71^\circ 32'$ ) moved slowly in a slightly curved path towards $\beta$ Canis Minoris. |
| 46                 | From midway between $\zeta$ Tauri and the Pleiades moved towards $\beta$ Tauri.   |
| 47                 | From $\epsilon$ Cassiopeiæ moved towards $\beta$ Andromedæ.   |
| 48                 | From $\gamma$ Orionis moved slowly across the sky towards $\beta$ Ceti.   |
| 49                 | From a point $5^\circ$ below $\beta$ Orionis moved in a westerly direction parallel to the horizon.                           |
| 50                 | From a point a little to the West of $\alpha$ Cassiopeiæ moved towards $\alpha$ Cygni.  |
| 51                 | From $\theta$ Cygni moved towards $\alpha$ Cygni.   |
| 52                 | From midway between $\alpha$ and $\beta$ Persei moved towards $\zeta$ Aurigæ.   |
| 53                 | From $\iota$ Leporis moved towards Sirius.  |
| 54                 | From a point $10^\circ$ West of $\kappa$ Orionis moved parallel to the horizon in a westerly direction.                       |
| 55                 | From a point a little to the West of $\zeta$ Ursæ Minoris moved vertically downwards.   |



(cx)

## OBSERVATIONS OF LUMINOUS METEORS,

| Month and Day,<br>1895. | Greenwich<br>Civil Time.       | Observer. | Apparent Size<br>of Meteor in<br>Star-Magnitudes. | Colour<br>of Meteor. | Duration of<br>Meteor in<br>Seconds of Time. | Appearance<br>and Duration<br>of Train. | Length of<br>Meteor's<br>Path in<br>Degrees. | No. for<br>Refer-<br>ence. |
|-------------------------|--------------------------------|-----------|---|----------------------|--|---|--|----------------------------|
| December 10             | <sup>h m s</sup><br>20. 34. 11 | M.        | 1   | Bluish-white         | <sup>s</sup><br>0.9                          | None                                    | 15   | 56                         |
| "                       | 21. 55. 28                     | M.        | 3   | Bluish-white         | 0.7  | None                                    | 15   | 57                         |
| "                       | 22. 6. 13                      | M.        | 2   | Bluish-white         | 0.9  | Slight                                  | 20   | 58                         |
| "                       | 22. 12. 44                     | M.        | 2   | Bluish-white         | 0.7  | None                                    | 14   | 59                         |
| "                       | 22. 23. 47                     | M.        | 4   | Bluish-white         | 0.5  | None                                    | 9  | 60                         |
| December 13             | 19. 37. 38                     | M.        | 3   | Bluish white         | 0.6  | None                                    | 10   | 61                         |
| "                       | 19. 44. 1                      | M.        | 2   | Bluish-white         | 0.5  | None                                    | 7  | 62                         |
| "                       | 19. 53. 54                     | M.        | 1   | Bluish-white         | 1.0  | Slight                                  | 12   | 63                         |
| "                       | 20. 10. 45                     | M.        | 1   | Bluish-white         | 1.2  | Brilliant                               | 20   | 64                         |
| "                       | 20. 25. 21                     | M.        | 3   | Bluish-white         | 0.6  | None                                    | 5  | 65                         |
| "                       | 21. 56. 12                     | M.        | 2   | Bluish-white         | 0.8  | None                                    | 12   | 66                         |
| "                       | 22. 7. 4                       | M.        | 1   | Bluish-white         | 0.9  | None                                    | 13   | 67                         |
| "                       | 22. 21. 0                      | M.        | 2   | Bluish-white         | 0.7  | None                                    | 8  | 68                         |

The time is expressed in civil reckoning, commencing at midnight and counting from 0<sup>h</sup>. to 24<sup>h</sup>.

| No. for Reference. | Path of Meteor through the Stars.  |
|--------------------|--|
| 56                 | From a point midway between $\alpha$ and $\beta$ Ursæ Majoris moved towards $\kappa$ Draconis. |
| 57                 | From a point a little to the North of Castor fell vertically downwards.                        |
| 58                 | From a point a little below $\alpha$ Orionis moved towards $\kappa$ Orionis.                   |
| 59                 | From $\gamma$ Geminorum moved in a curved path towards $\beta$ Canis Majoris.                  |
| 60                 | From a point a little above $\lambda$ Ursæ Majoris moved towards $\psi$ Ursæ Majoris.          |
| 61                 | From a point a little to the North of $\beta$ Cephei moved towards $\alpha$ Cephei.            |
| 62                 | From a little to the North of $\beta$ Aurigæ fell vertically downwards.                        |
| 63                 | From a point midway between $\beta$ and $\theta$ Aurigæ moved towards $\epsilon$ Persei.       |
| 64                 | From a point about $5^\circ$ North of $\beta$ Aurigæ moved slowly towards $\gamma$ Persei.     |
| 65                 | From $\gamma$ Persei moved towards $\alpha$ Persei.  |
| 66                 | From $\psi$ Ursæ Majoris moved in a westerly direction parallel to the horizon.                |
| 67                 | From $\gamma$ Eridani moved in a curved path towards $\beta$ Eridani.                          |
| 68                 | From a little to the East of $\zeta$ Orionis moved towards $\beta$ Orionis.                    |

